

## Telford Block 1A

LAST UPDATED December 2016

### Purpose:

The purpose of a Generic Emergency Evacuation Plan (GEEP) is to enable visitors to the building with restricted mobility or those who may not be able to evacuate unaided to become familiar with the layout, evacuation procedures, available equipment and communication devices.

If you feel that this document does not provide you with sufficient information or that you require further assistance, please contact the Loughborough University Fire Officer on 01509 222182.

### The building:

Telford Block 1A building comprises of 3 floors.  
Several accessible fire exits are available at ground level.

### Action required on hearing the fire alarm:

If able, you should leave the building immediately by the nearest fire exit (see attached floor plan) and report to the assigned assembly point for the building.

### Other recommendations:

It is recommended that all visitors to the Telford Block 1A building should familiarise themselves with the fire alarm signals and floor layout. Floor plans and evacuation equipment locations have been provided with this document.

### Equipment provided:

Accessible fire exits are available on the ground floor of the building.



The Deaf Alerter system is installed in this building. If you would like access to a Deaf Alerter Pager, please contact the University Fire Officer on 01509 222182.



YOUR ASSEMBLY POINT IS:

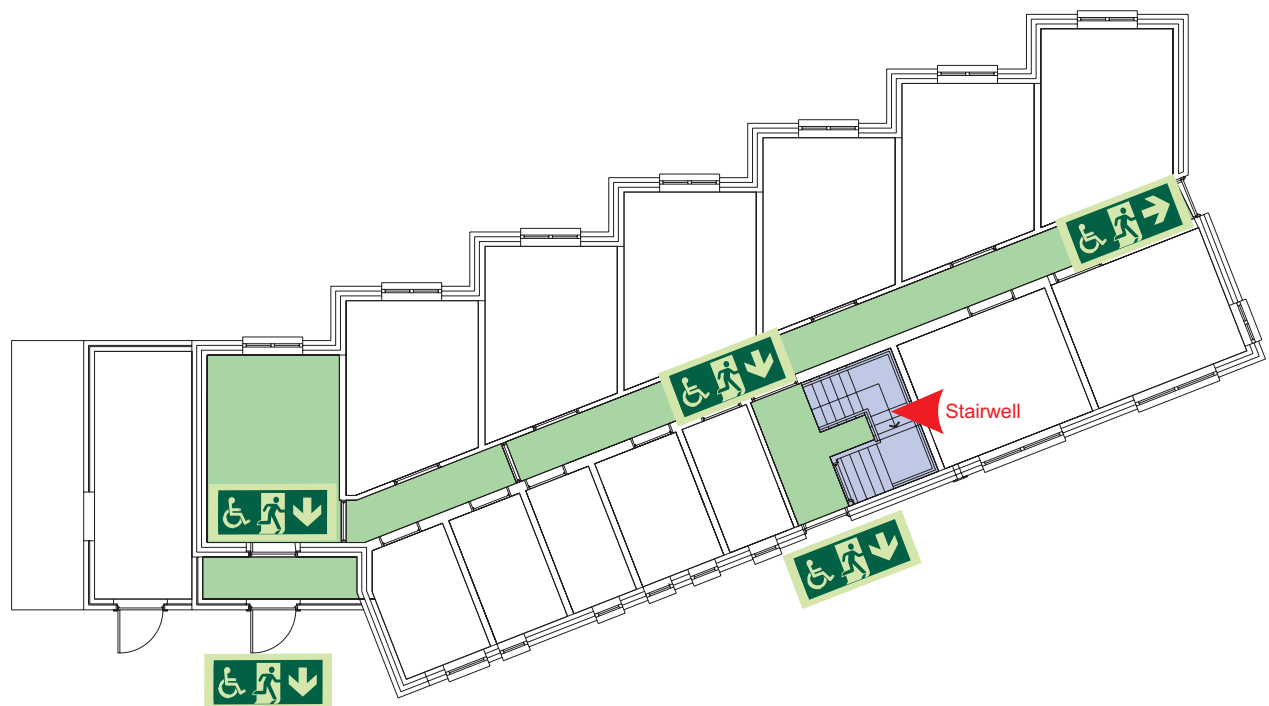
Fire Assembly Point 26

# Generic Emergency Evacuation Plan

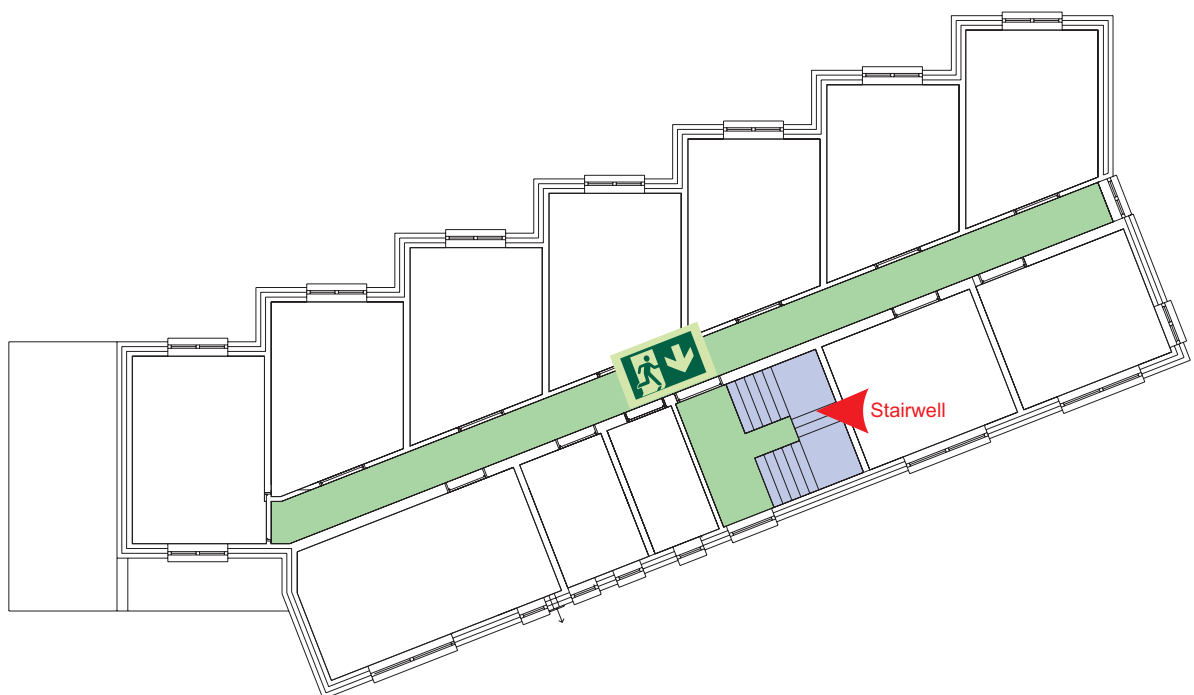
Loughborough  
University

## Telford Block 1A

LAST UPDATED December 2016



Ground



First



Accessible final exit



Evacuation lift



Safe refuge



Evacuation  
coms



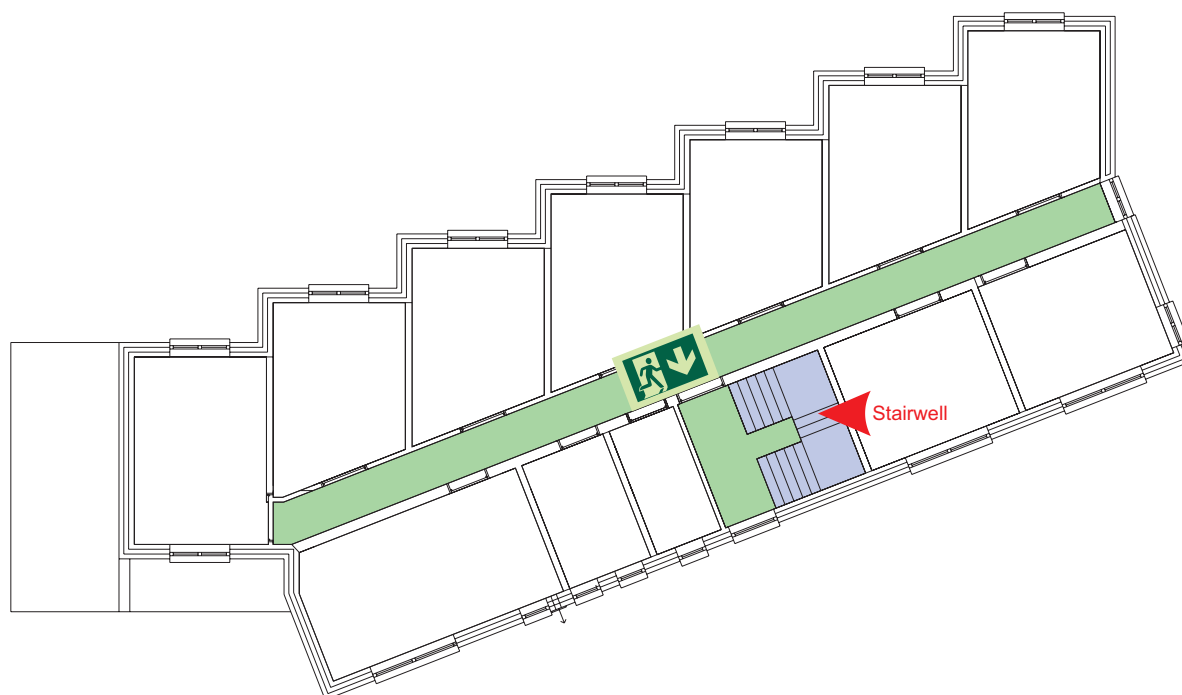
Non  
evacuation  
lift

# Generic Emergency Evacuation Plan

Loughborough  
University

## Telford Block 1A

LAST UPDATED December 2016



Second



Accessible final exit



Evacuation lift



Safe refuge



Evacuation  
coms



Non  
evacuation  
lift

# FIRE ESCAPE PLAN

## LOUGHBOROUGH UNIVERSITY FIRE INSTRUCTIONS

### ANY PERSON DISCOVERING A FIRE



Sound the alarm.  
Operate the nearest fire alarm call point.



Telephone Security on the emergency  
number 0800 526966.



Do not attack fire with extinguisher  
unless trained to do so.

### ON HEARING THE ALARM



Evacuate building and go to assembly  
point.  
Your assembly point is:-

**Assembly Point 26**

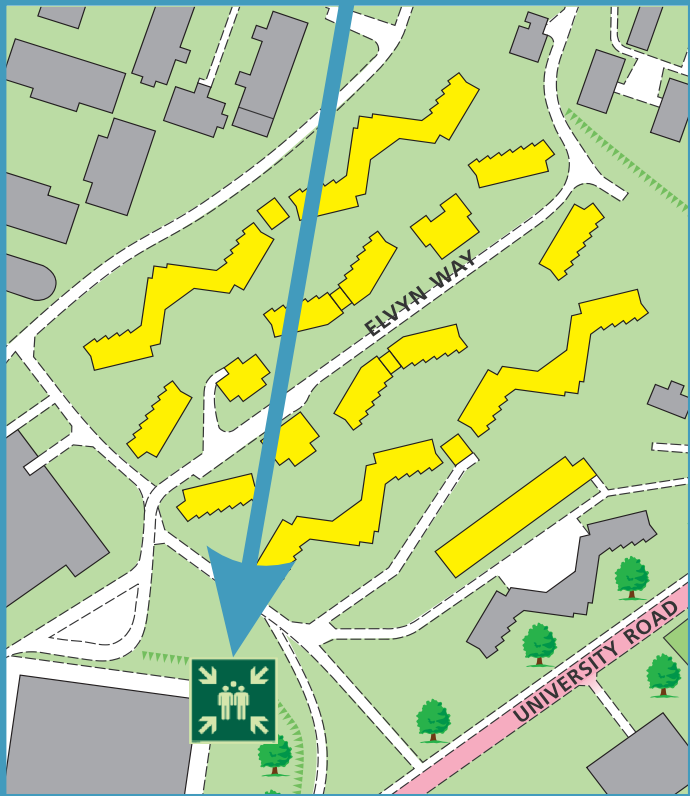


When alarm is given - do not panic, do  
not run.  
Leave the building following the fire  
emergency exit signs.



Do not re-enter the building unless told  
to do so by the Fire Marshall, Warden or  
Fire Service.

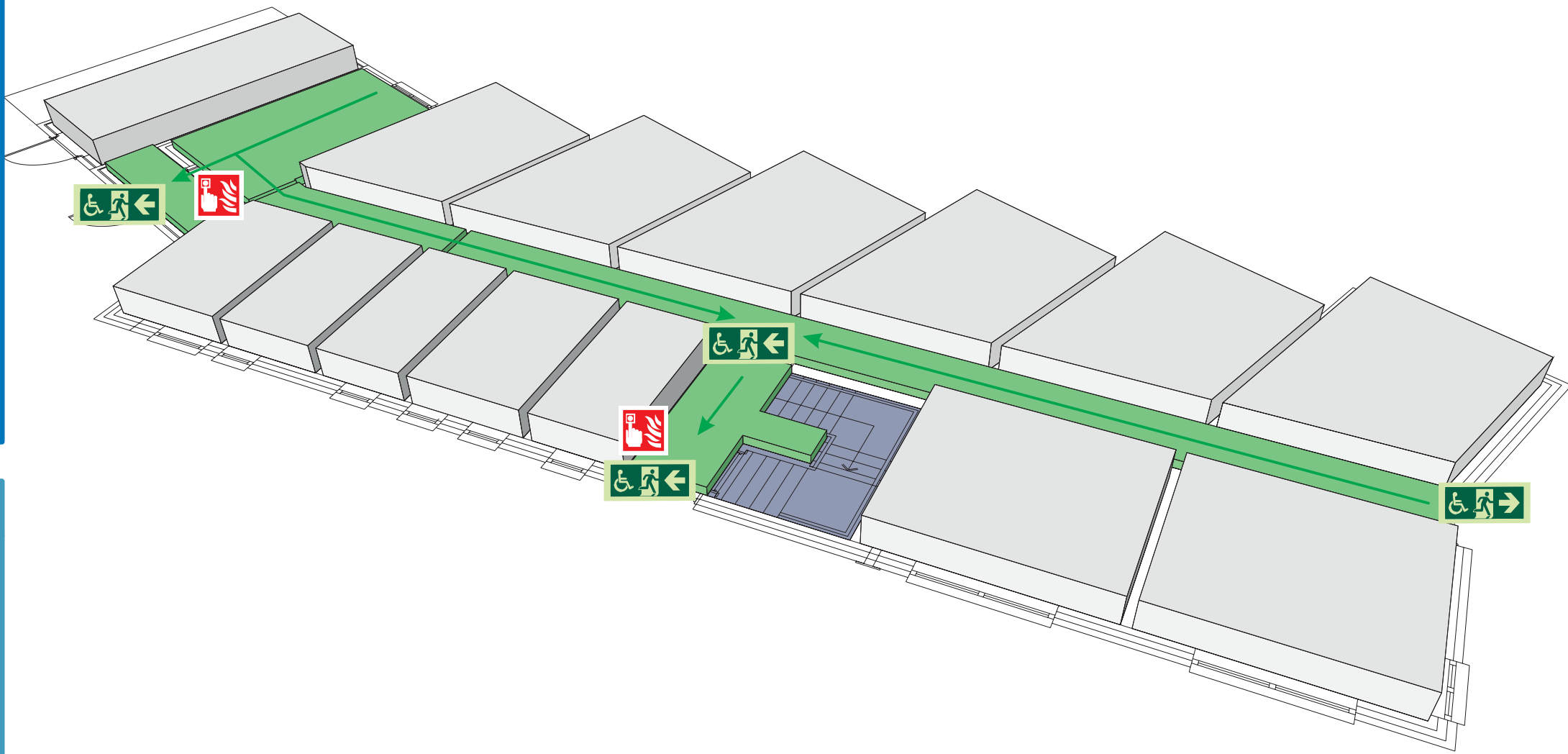
ASSEMBLY POINT 26 IS ALLOCATED TO THE  
BUILDINGS SHOWN IN YELLOW



The Deaf Alerter system is installed in the building.  
Please contact the University Fire Officer on **01509 222182** for further advice.

simplydesignsolutions

## Telford Block 1A Ground Floor



Fire alarm  
Call point



Fire exit



Wheelchair  
accessible exit



Fire escape route



Assembly point



Safe refuge



Evac lift



Evac coms



Non evac coms

Loughborough  
University



# FIRE ESCAPE PLAN

## LOUGHBOROUGH UNIVERSITY FIRE INSTRUCTIONS

### ANY PERSON DISCOVERING A FIRE



Sound the alarm.  
Operate the nearest fire alarm call point.



Telephone Security on the emergency  
number 0800 526966.



Do not attack fire with extinguisher  
unless trained to do so.

### ON HEARING THE ALARM



Evacuate building and go to assembly  
point.  
Your assembly point is:-

**Assembly Point 26**

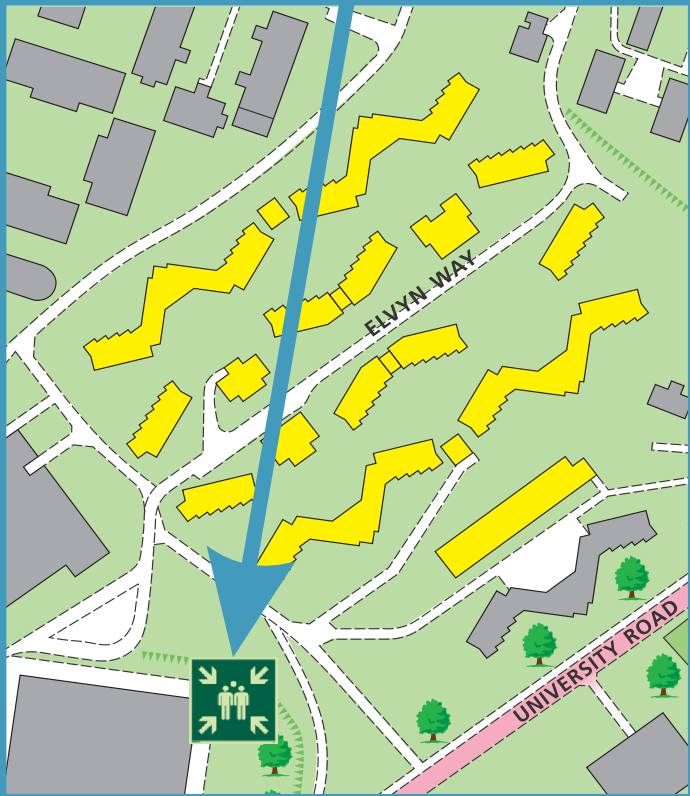


When alarm is given - do not panic, do  
not run.  
Leave the building following the fire  
emergency exit signs.



Do not re-enter the building unless told  
to do so by the Fire Marshall, Warden or  
Fire Service.

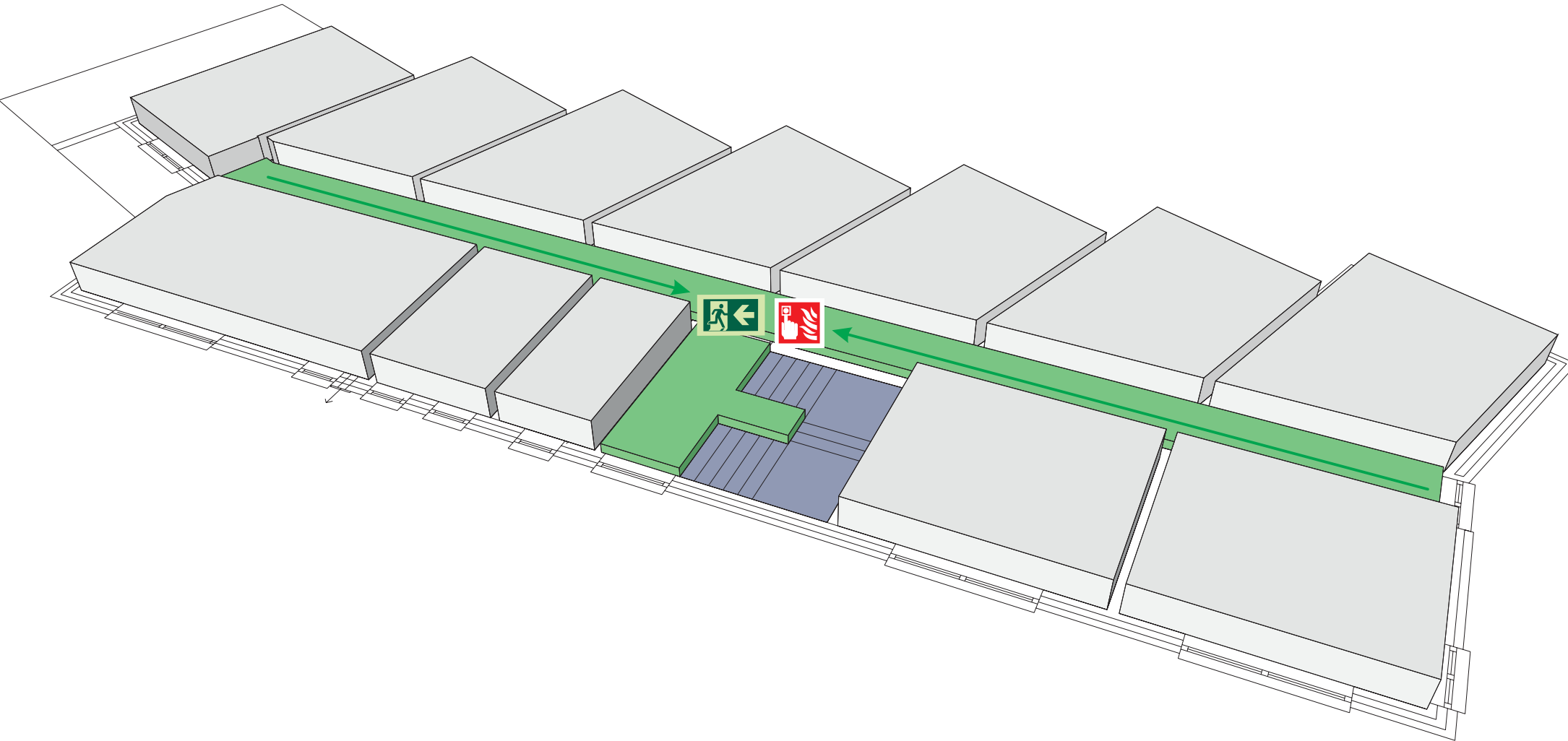
ASSEMBLY POINT 26 IS ALLOCATED TO THE  
BUILDINGS SHOWN IN YELLOW



The Deaf Alert system is installed in the building.  
Please contact the University Fire Officer on **01509 222182** for further advice.

simplydesignsolutions

## Telford Block 1A First Floor



Fire alarm  
Call point



Fire exit



Wheelchair  
accessible exit



Fire escape route



Assembly point



Safe refuge



Evac lift



Evac coms



Non evac coms

Loughborough  
University

# FIRE ESCAPE PLAN

## LOUGHBOROUGH UNIVERSITY FIRE INSTRUCTIONS

### ANY PERSON DISCOVERING A FIRE



Sound the alarm.  
Operate the nearest fire alarm call point.



Telephone Security on the emergency  
number 0800 526966.



Do not attack fire with extinguisher  
unless trained to do so.

### ON HEARING THE ALARM



Evacuate building and go to assembly  
point.  
Your assembly point is:-

**Assembly Point 26**

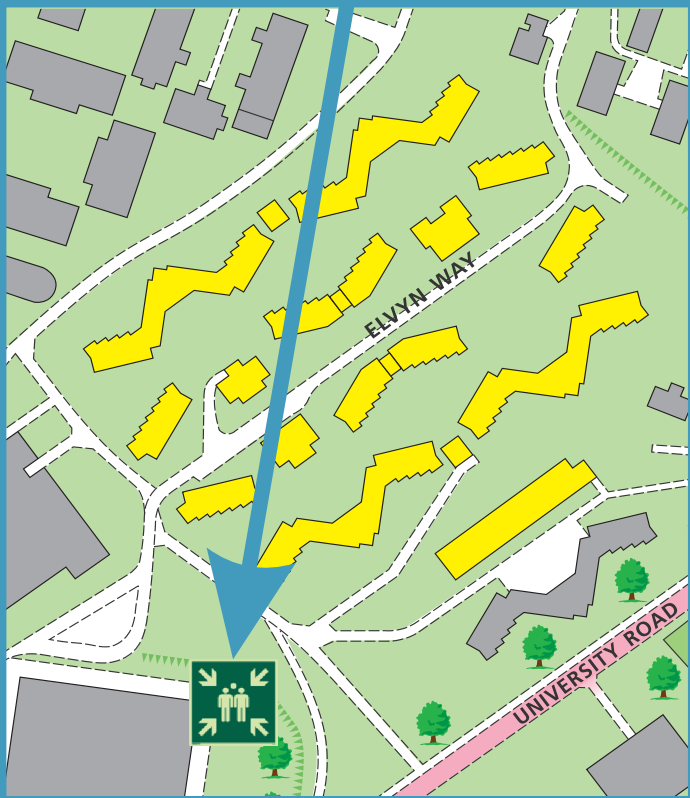


When alarm is given - do not panic, do  
not run.  
Leave the building following the fire  
emergency exit signs.



Do not re-enter the building unless told  
to do so by the Fire Marshall, Warden or  
Fire Service.

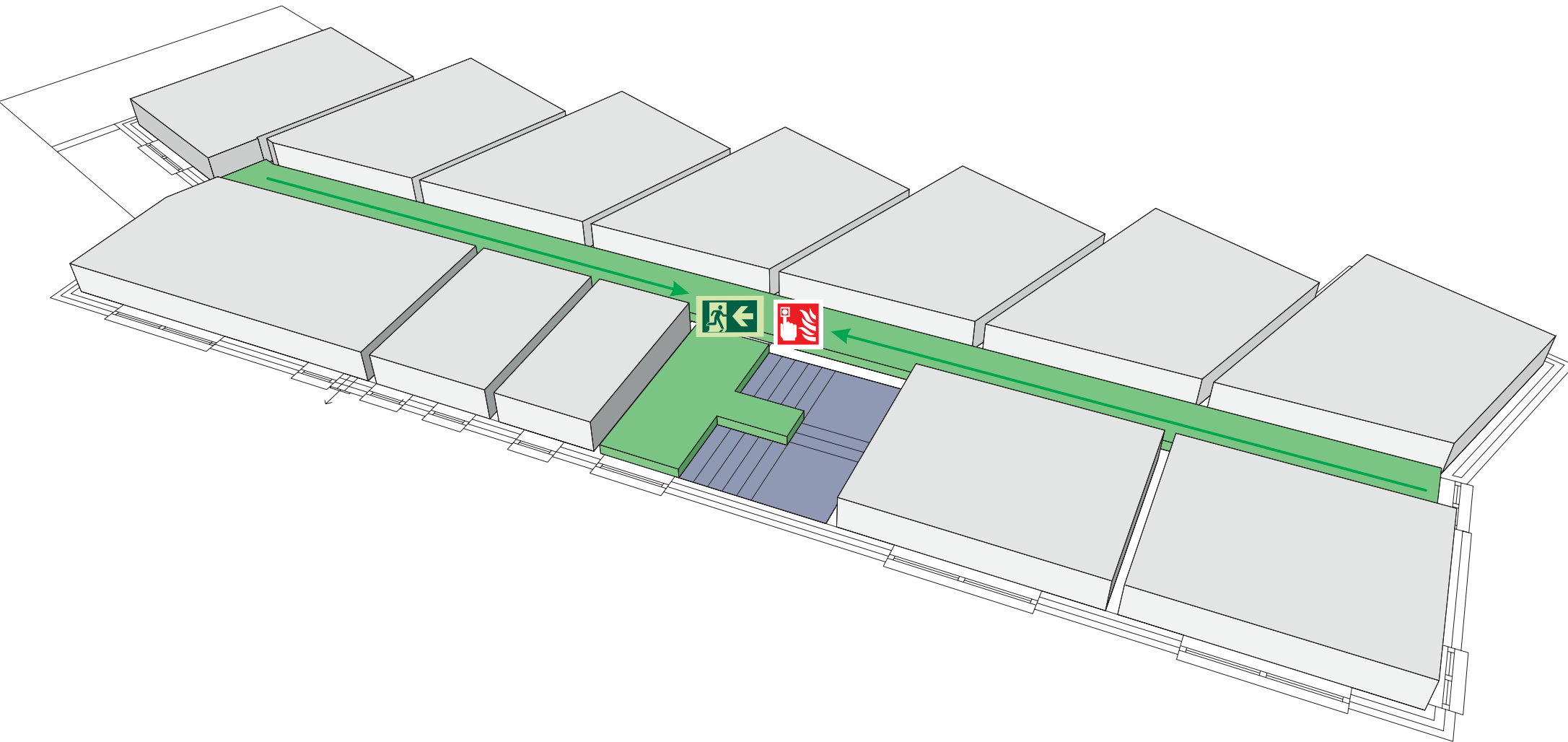
ASSEMBLY POINT 26 IS ALLOCATED TO THE  
BUILDINGS SHOWN IN YELLOW



The Deaf Alert system is installed in the building.  
Please contact the University Fire Officer on **01509 222182** for further advice.

simplydesignsolutions

## Telford Block 1A Second Floor



Fire alarm  
Call point



Fire exit



Wheelchair  
accessible exit



Fire escape route



Assembly point



Safe refuge



Evac lift



Evac coms



Non evac coms

Loughborough  
University

## Telford Block 1B

LAST UPDATED December 2016

### **Purpose:**

The purpose of a Generic Emergency Evacuation Plan (GEEP) is to enable visitors to the building with restricted mobility or those who may not be able to evacuate unaided to become familiar with the layout, evacuation procedures, available equipment and communication devices.

If you feel that this document does not provide you with sufficient information or that you require further assistance, please contact the Loughborough University Fire Officer on 01509 222182.

### **The building:**

Telford Block 1B building comprises of 3 floors.  
Several accessible fire exits are available at ground level.

### **Action required on hearing the fire alarm:**

If able, you should leave the building immediately by the nearest fire exit (see attached floor plan) and report to the assigned assembly point for the building.

### **Other recommendations:**

It is recommended that all visitors to The Sir David Wallace Building should familiarise themselves with the fire alarm signals and floor layout. Floor plans and evacuation equipment locations have been provided with this document.

### **Equipment provided:**

Accessible fire exits are available on the ground floor of the building.



The Deaf Alerter system is installed in this building. If you would like access to a Deaf Alerter Pager, please contact the University Fire Officer on 01509 222182.



YOUR ASSEMBLY POINT IS:

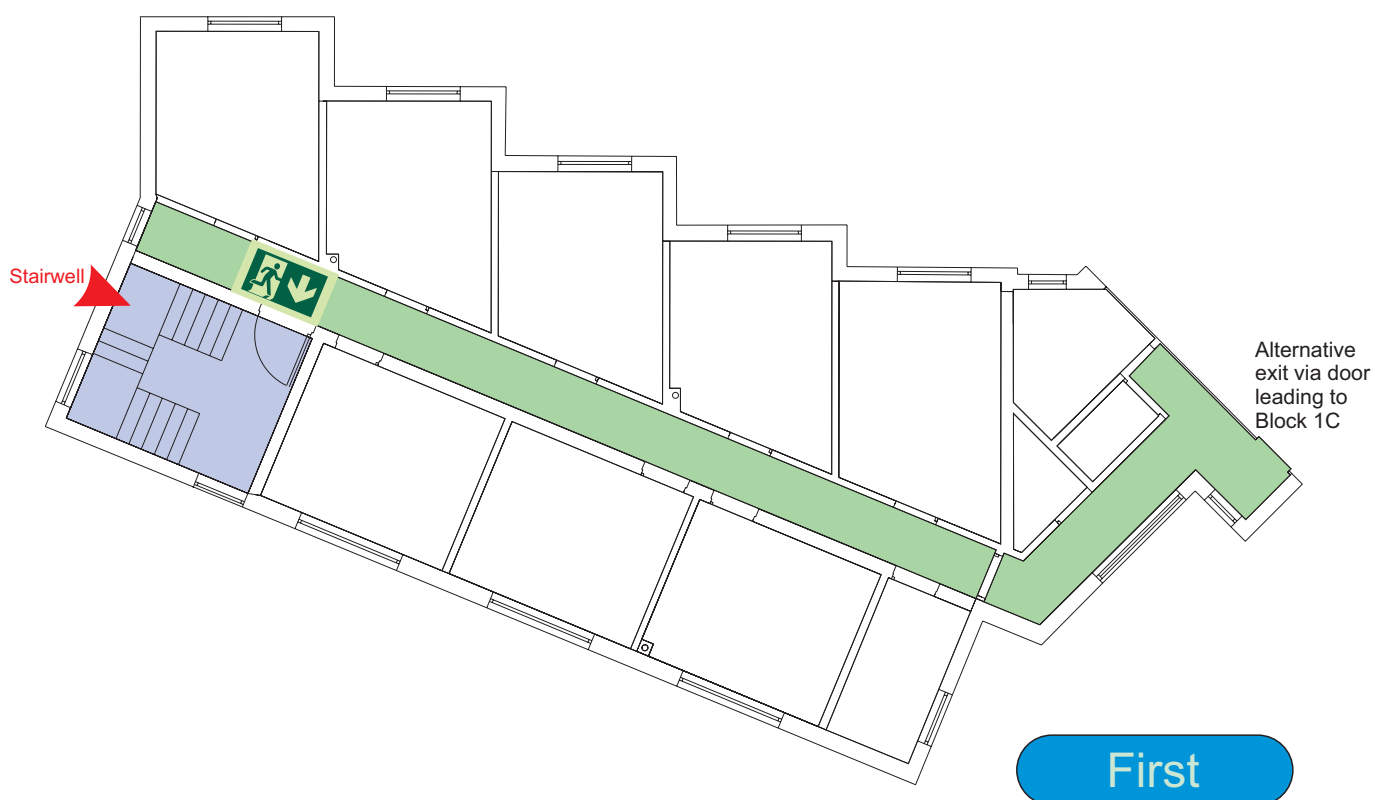
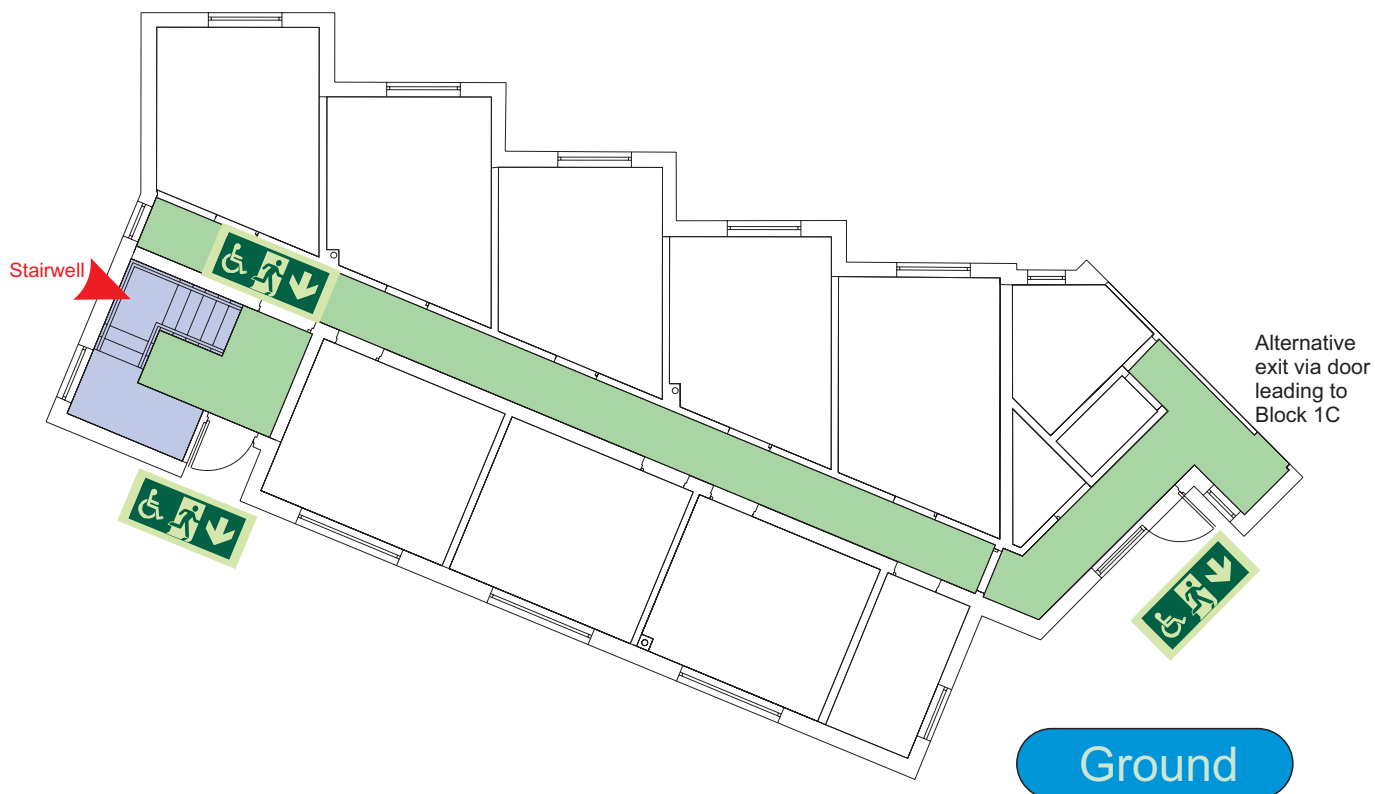
Fire Assembly Point 26

# Generic Emergency Evacuation Plan

Loughborough  
University

## Telford Block 1B

LAST UPDATED December 2016



Accessible final exit



Evacuation lift



Safe refuge



Evacuation  
coms



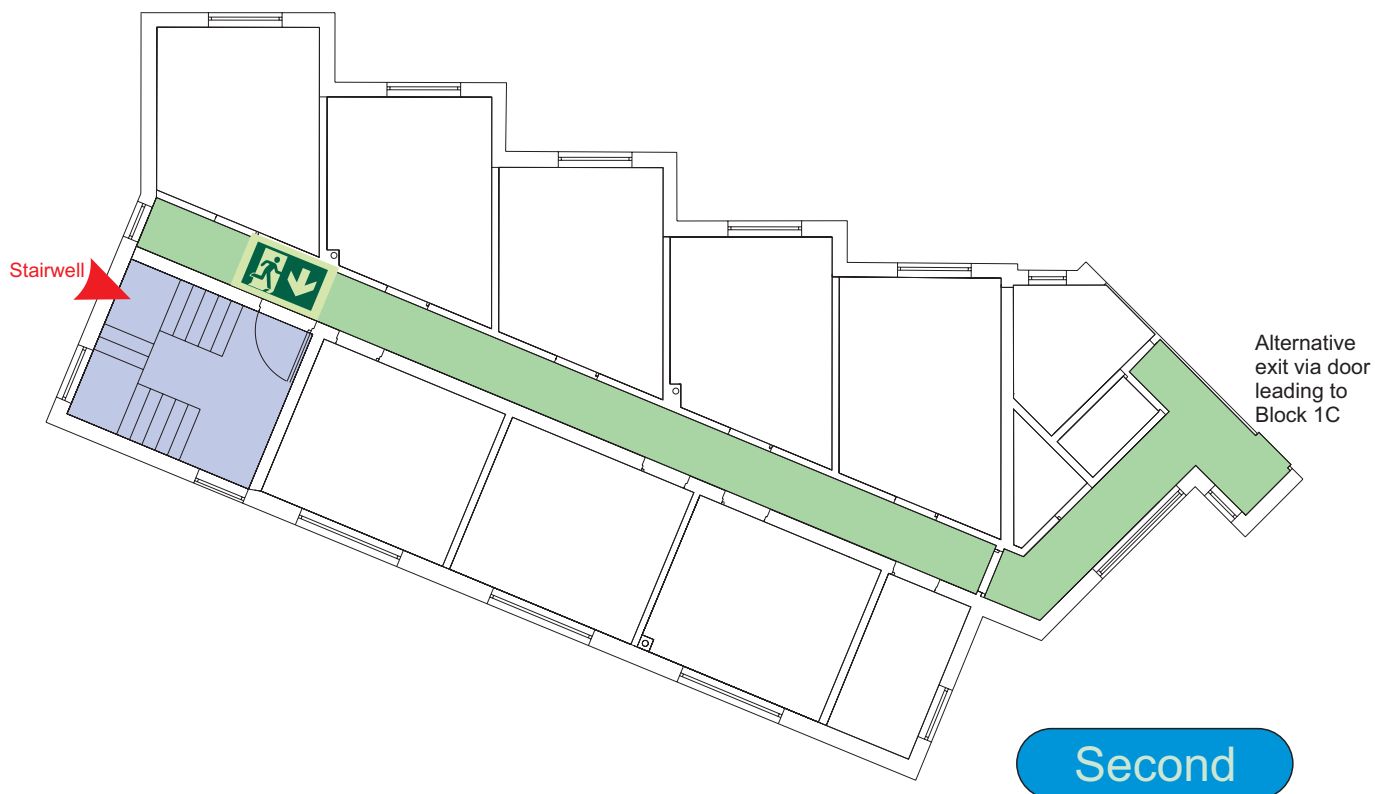
Non  
evacuation  
lift

# Generic Emergency Evacuation Plan

Loughborough  
University

## Telford Block 1B

LAST UPDATED December 2016



Accessible final exit



Evacuation lift



Safe refuge



Evacuation  
coms



Non  
evacuation  
lift

# FIRE ESCAPE PLAN

## LOUGHBOROUGH UNIVERSITY FIRE INSTRUCTIONS

### ANY PERSON DISCOVERING A FIRE



Sound the alarm.  
Operate the nearest fire alarm call point.



Telephone Security on the emergency  
number 0800 526966.



Do not attack fire with extinguisher  
unless trained to do so.

### ON HEARING THE ALARM



Evacuate building and go to assembly  
point.  
Your assembly point is:-

**Assembly Point 26**

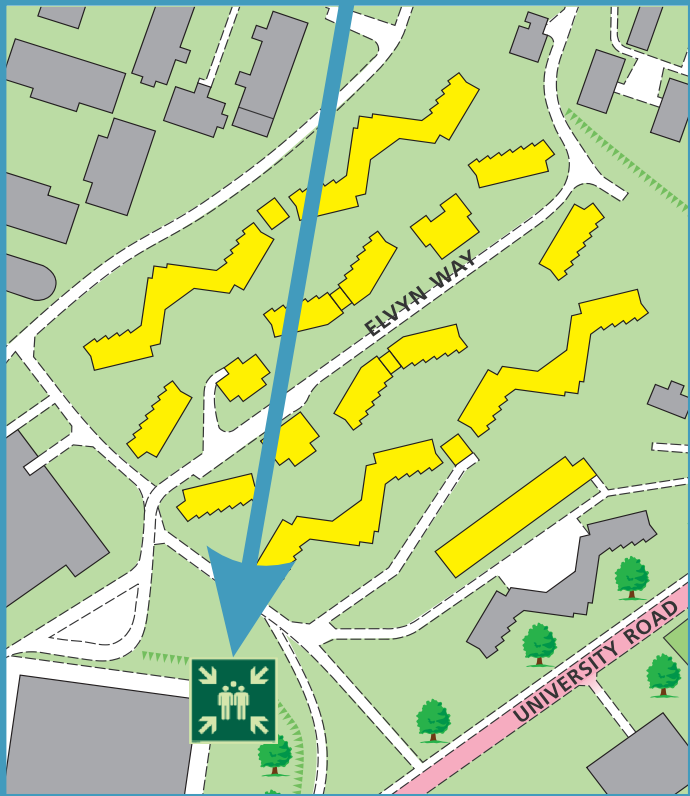


When alarm is given - do not panic, do  
not run.  
Leave the building following the fire  
emergency exit signs.



Do not re-enter the building unless told  
to do so by the Fire Marshall, Warden or  
Fire Service.

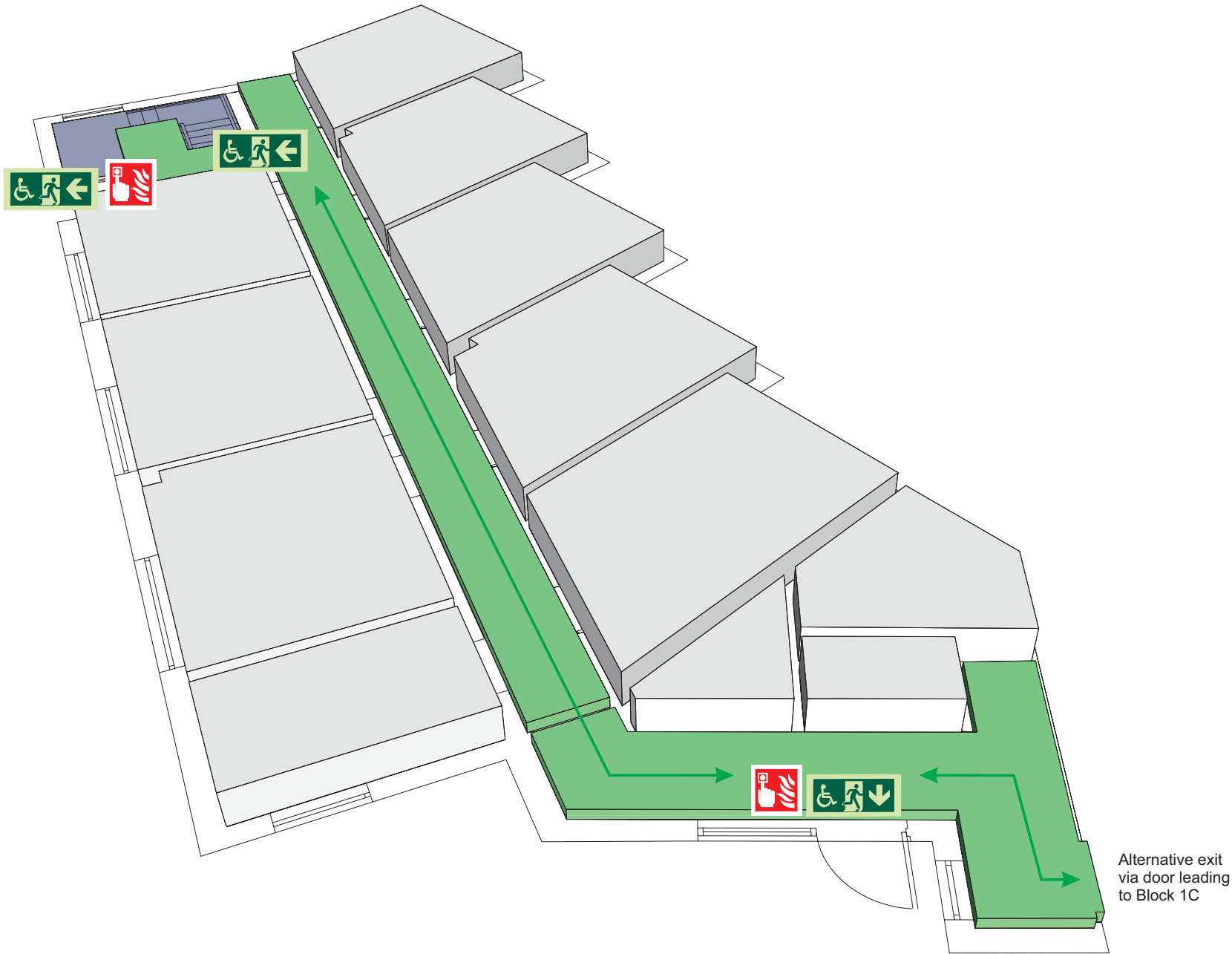
ASSEMBLY POINT 26 IS ALLOCATED TO THE  
BUILDINGS SHOWN IN YELLOW



The Deaf Alert system is installed in the building.  
Please contact the University Fire Officer on **01509 222182** for further advice.

simplydesignsolutions

## Telford Block 1B Ground Floor



Alternative exit  
via door leading  
to Block 1C



Fire alarm  
Call point



Fire exit



Wheelchair  
accessible exit



Fire escape route



Assembly point



Safe refuge



Evac lift



Evac coms



Non evac coms

Loughborough  
University



# FIRE ESCAPE PLAN

## LOUGHBOROUGH UNIVERSITY FIRE INSTRUCTIONS

### ANY PERSON DISCOVERING A FIRE



Sound the alarm.  
Operate the nearest fire alarm call point.



Telephone Security on the emergency  
number 0800 526966.



Do not attack fire with extinguisher  
unless trained to do so.

### ON HEARING THE ALARM



Evacuate building and go to assembly  
point.  
Your assembly point is:-

**Assembly Point 26**

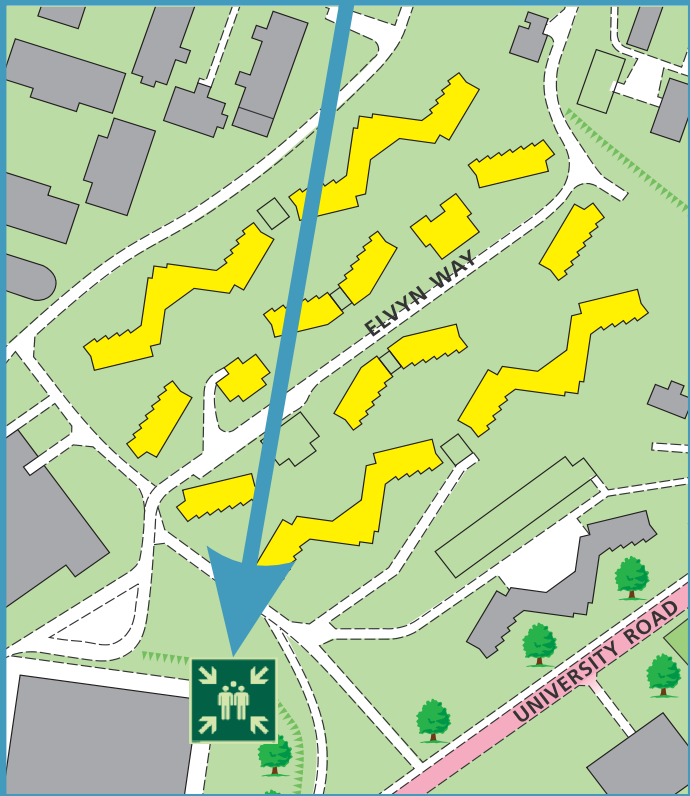


When alarm is given - do not panic, do  
not run.  
Leave the building following the fire  
emergency exit signs.



Do not re-enter the building unless told  
to do so by the Fire Marshall, Warden or  
Fire Service.

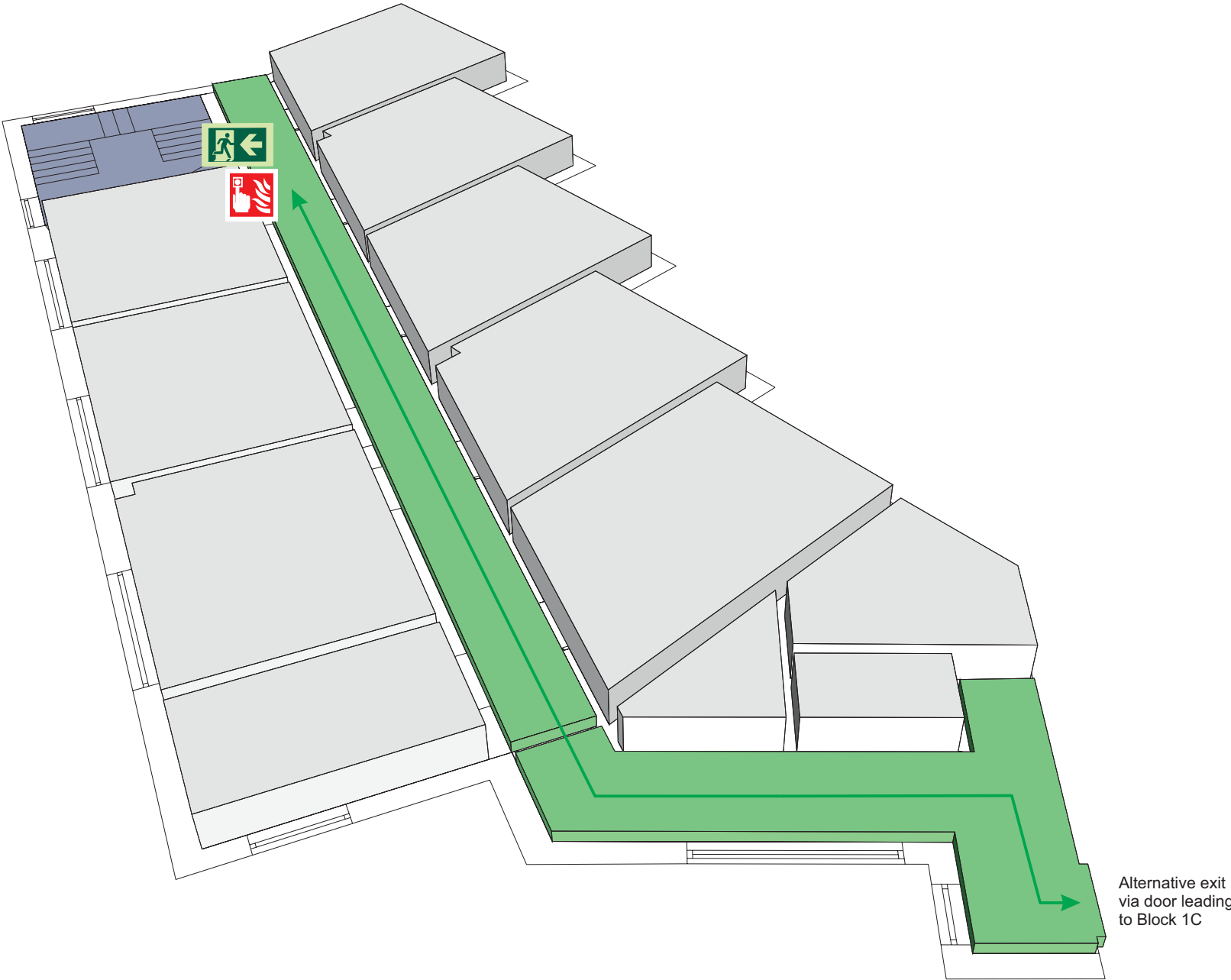
ASSEMBLY POINT 26 IS ALLOCATED TO THE  
BUILDINGS SHOWN IN YELLOW



The Deaf Alert system is installed in the building.  
Please contact the University Fire Officer on **01509 222182** for further advice.

simplydesignsolutions

## Telford Block 1B First Floor



Alternative exit  
via door leading  
to Block 1C



Fire alarm  
Call point



Fire exit



Wheelchair  
accessible exit



Fire escape route



Assembly point



Safe refuge



Evac lift



Evac coms



Non evac coms

Loughborough  
University

# FIRE ESCAPE PLAN

## LOUGHBOROUGH UNIVERSITY FIRE INSTRUCTIONS

### ANY PERSON DISCOVERING A FIRE



Sound the alarm.  
Operate the nearest fire alarm call point.



Telephone Security on the emergency  
number 0800 526966.



Do not attack fire with extinguisher  
unless trained to do so.

### ON HEARING THE ALARM



Evacuate building and go to assembly  
point.  
Your assembly point is:-

**Assembly Point 26**

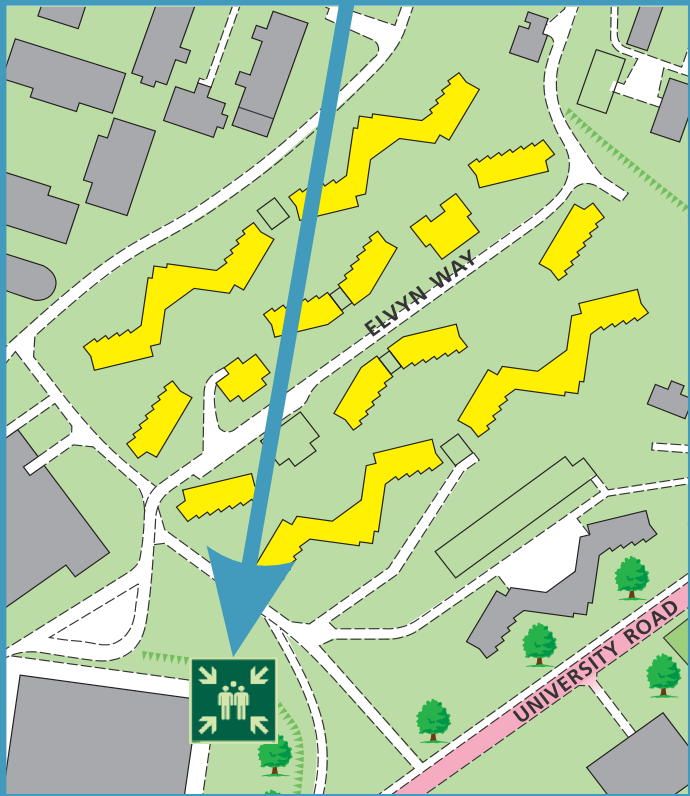


When alarm is given - do not panic, do  
not run.  
Leave the building following the fire  
emergency exit signs.



Do not re-enter the building unless told  
to do so by the Fire Marshall, Warden or  
Fire Service.

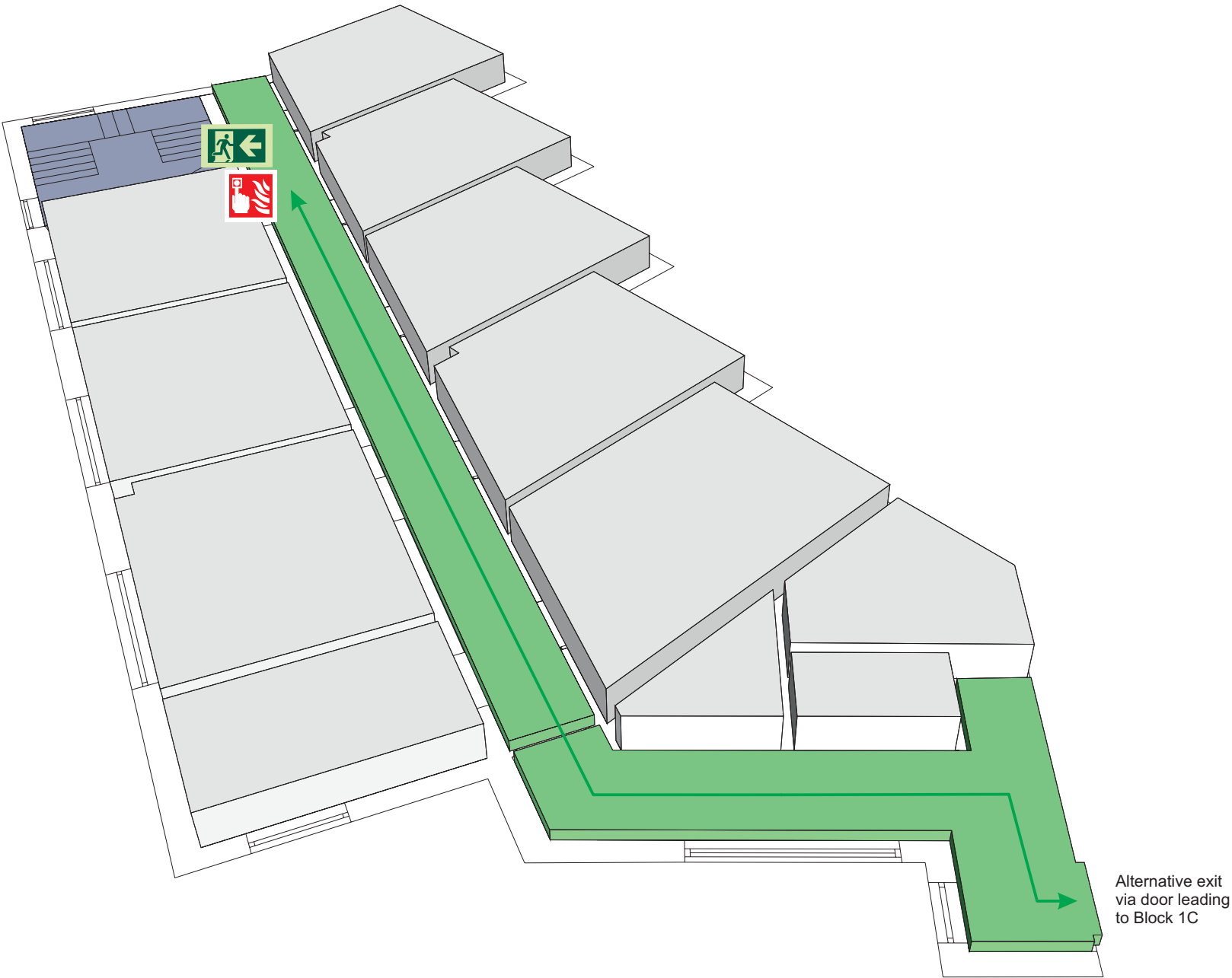
ASSEMBLY POINT 26 IS ALLOCATED TO THE  
BUILDINGS SHOWN IN YELLOW



The Deaf Alert system is installed in the building.  
Please contact the University Fire Officer on **01509 222182** for further advice.

simplydesignsolutions

## Telford Block 1B Second Floor



Fire alarm  
Call point



Fire exit



Wheelchair  
accessible exit



Fire escape route



Assembly point



Safe refuge



Evac lift



Evac coms



Non evac coms

Loughborough  
University



## Telford Block 1C

LAST UPDATED December 2016

### Purpose:

The purpose of a Generic Emergency Evacuation Plan (GEEP) is to enable visitors to the building with restricted mobility or those who may not be able to evacuate unaided to become familiar with the layout, evacuation procedures, available equipment and communication devices.

If you feel that this document does not provide you with sufficient information or that you require further assistance, please contact the Loughborough University Fire Officer on 01509 222182.

### The building:

Telford Block 1C building comprises of 3 floors.  
Several accessible fire exits are available at ground level.

### Action required on hearing the fire alarm:

If able, you should leave the building immediately by the nearest fire exit (see attached floor plan) and report to the assigned assembly point for the building.

### Other recommendations:

It is recommended that all visitors to the Telford Block 1C building should familiarise themselves with the fire alarm signals and floor layout. Floor plans and evacuation equipment locations have been provided with this document.

### Equipment provided:

Accessible fire exits are available on the ground floor of the building.



The Deaf Alerter system is installed in this building. If you would like access to a Deaf Alerter Pager, please contact the University Fire Officer on 01509 222182.



YOUR ASSEMBLY POINT IS:

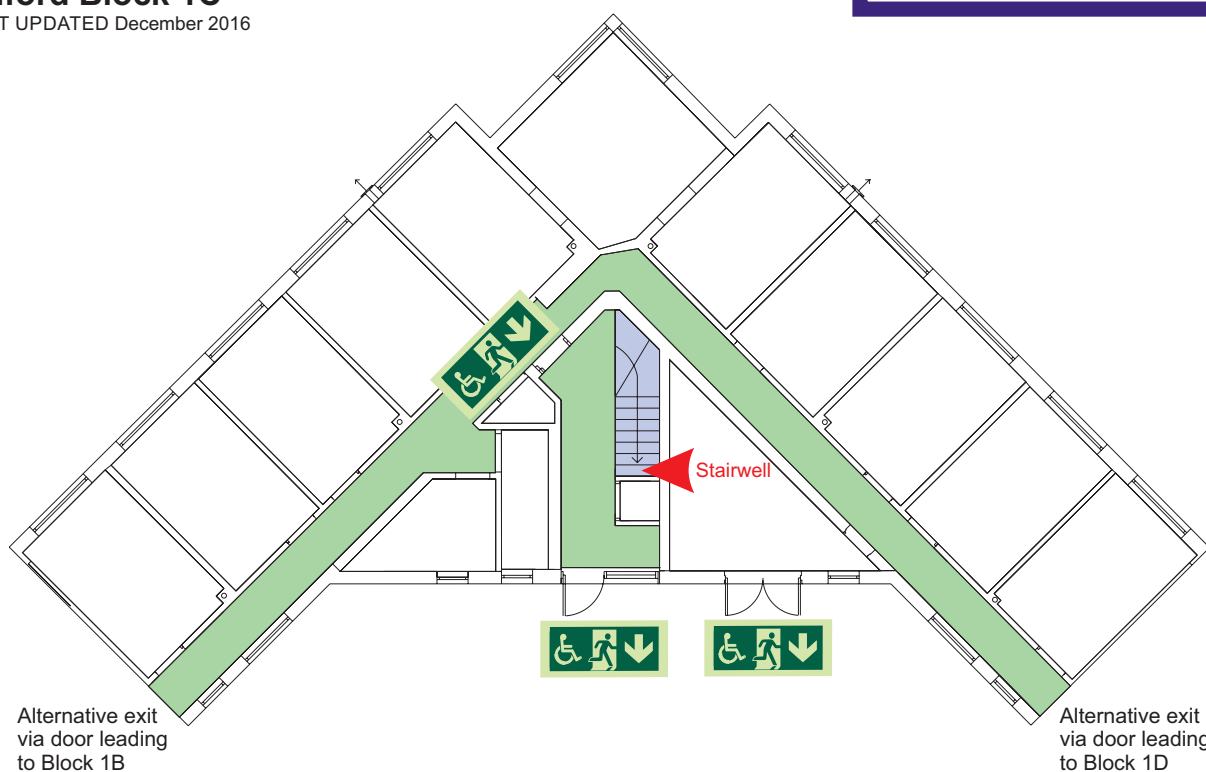
Fire Assembly Point 26

# Generic Emergency Evacuation Plan

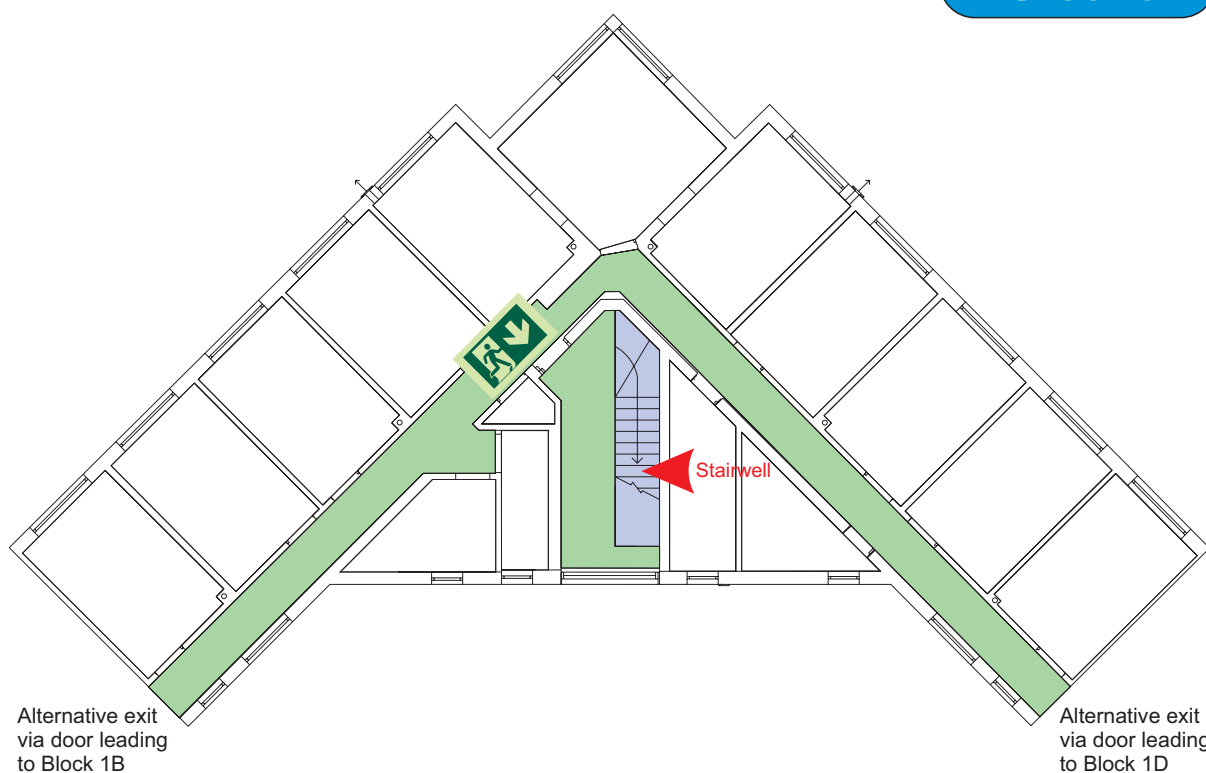
Loughborough  
University

## Telford Block 1C

LAST UPDATED December 2016



Ground



First



Accessible final exit



Evacuation lift



Safe refuge



Evacuation  
coms



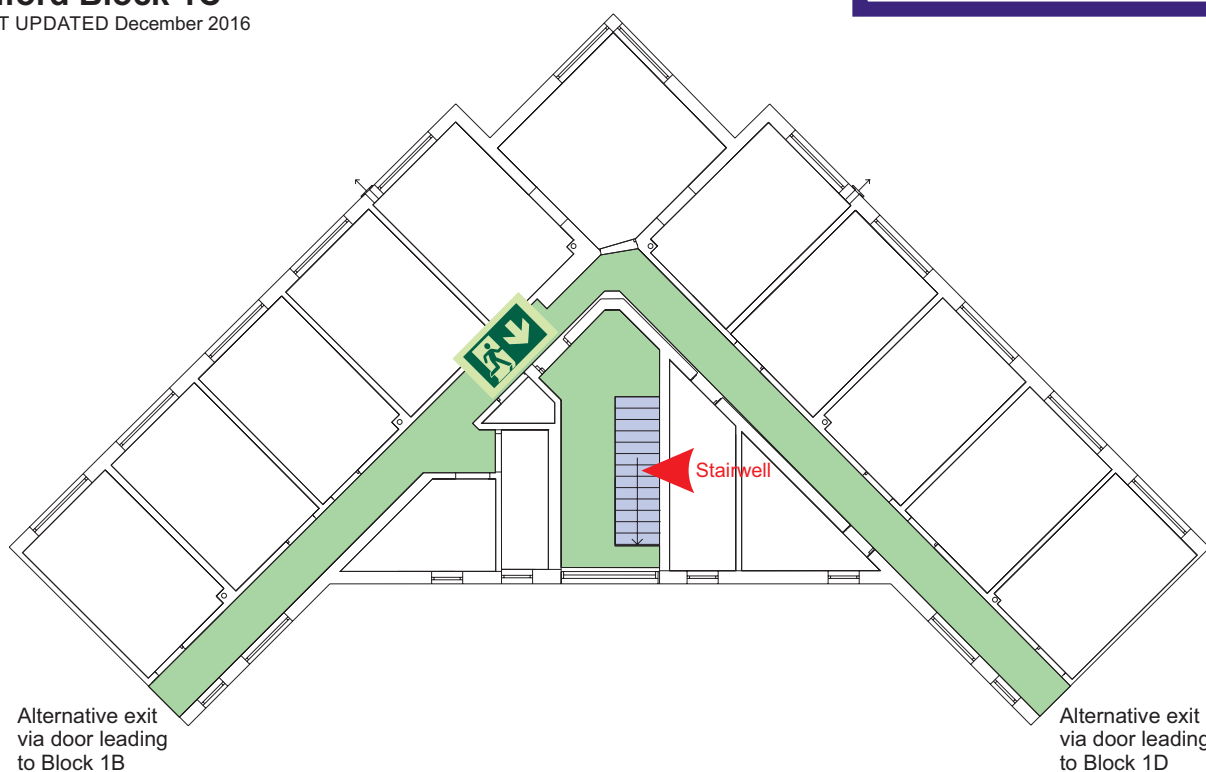
Non  
evacuation  
lift

# Generic Emergency Evacuation Plan

Loughborough  
University

## Telford Block 1C

LAST UPDATED December 2016



Second



Accessible final exit



Evacuation lift



Safe refuge



Evacuation  
coms



Non  
evacuation  
lift

# FIRE ESCAPE PLAN

## LOUGHBOROUGH UNIVERSITY FIRE INSTRUCTIONS

### ANY PERSON DISCOVERING A FIRE



Sound the alarm.  
Operate the nearest fire alarm call point.



Telephone Security on the emergency  
number 0800 526966.



Do not attack fire with extinguisher  
unless trained to do so.

### ON HEARING THE ALARM



Evacuate building and go to assembly  
point.  
Your assembly point is:-

**Assembly Point 26**

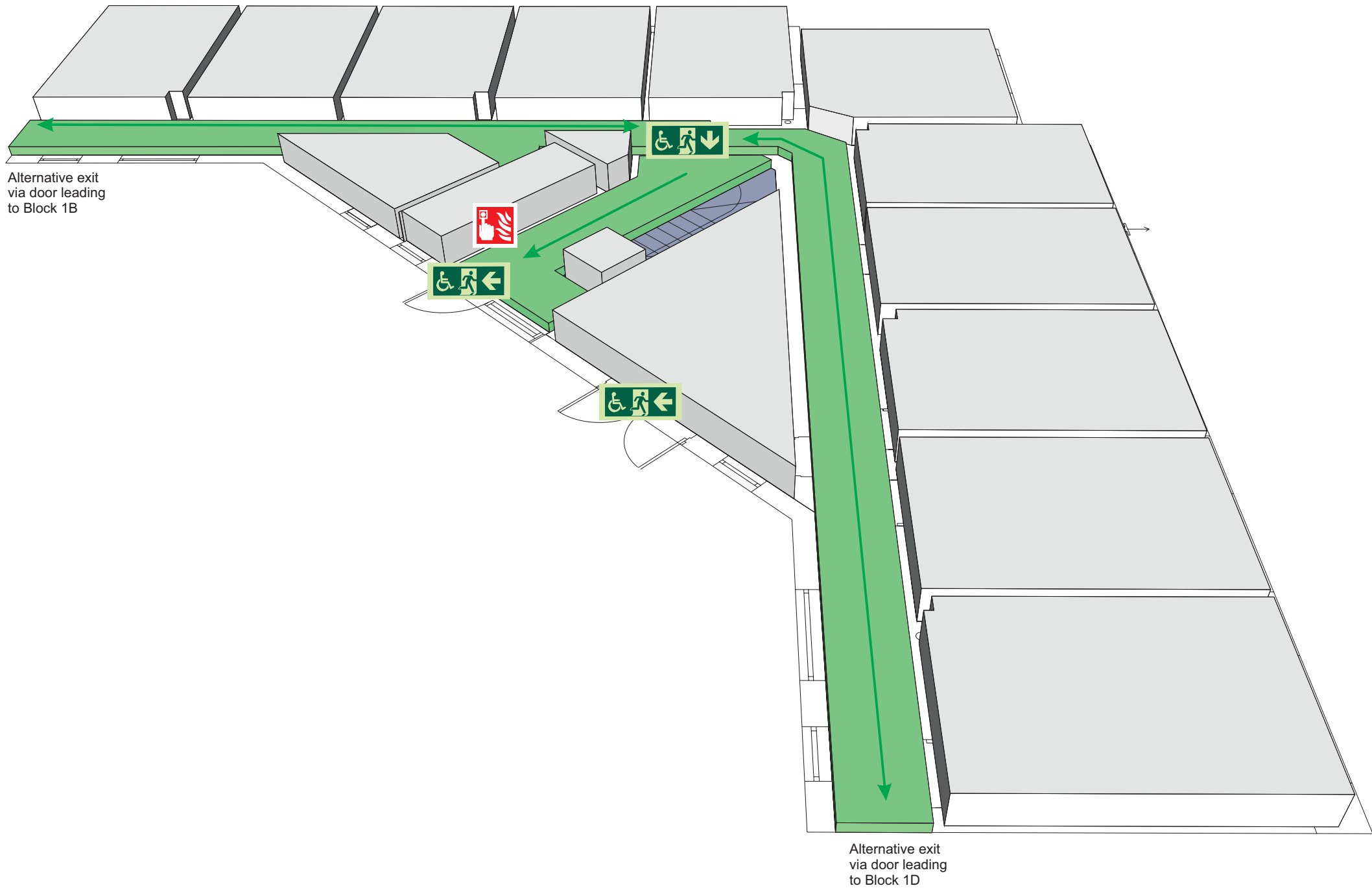
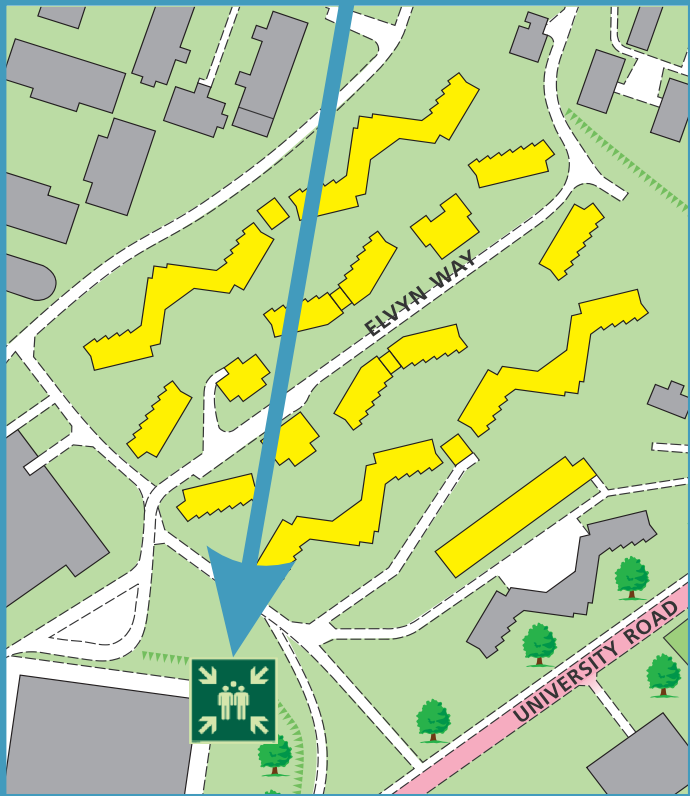


When alarm is given - do not panic, do  
not run.  
Leave the building following the fire  
emergency exit signs.



Do not re-enter the building unless told  
to do so by the Fire Marshall, Warden or  
Fire Service.

ASSEMBLY POINT 26 IS ALLOCATED TO THE  
BUILDINGS SHOWN IN YELLOW



The Deaf Alerter system is installed in the building.  
Please contact the University Fire Officer on **01509 222182** for further advice.

simplydesignsolutions

## Telford Block 1C Ground Floor



Fire alarm  
Call point



Fire exit



Wheelchair  
accessible exit



Fire escape route



Assembly point



Safe refuge



Evac lift



Evac coms



Non evac coms

Loughborough  
University

# FIRE ESCAPE PLAN

## LOUGHBOROUGH UNIVERSITY FIRE INSTRUCTIONS

### ANY PERSON DISCOVERING A FIRE



Sound the alarm.  
Operate the nearest fire alarm call point.



Telephone Security on the emergency  
number 0800 526966.



Do not attack fire with extinguisher  
unless trained to do so.

### ON HEARING THE ALARM



Evacuate building and go to assembly  
point.  
Your assembly point is:-

**Assembly Point 26**

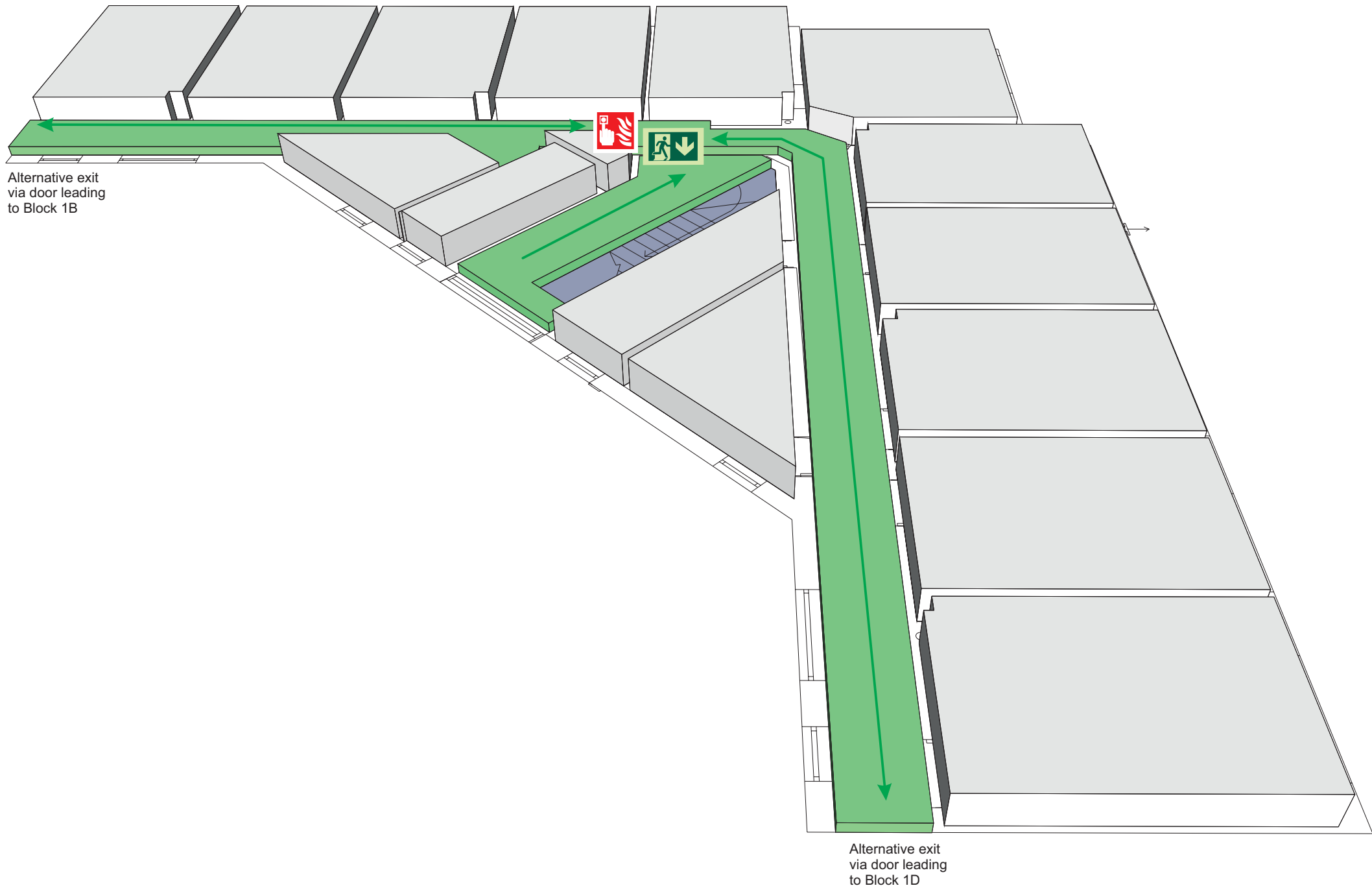
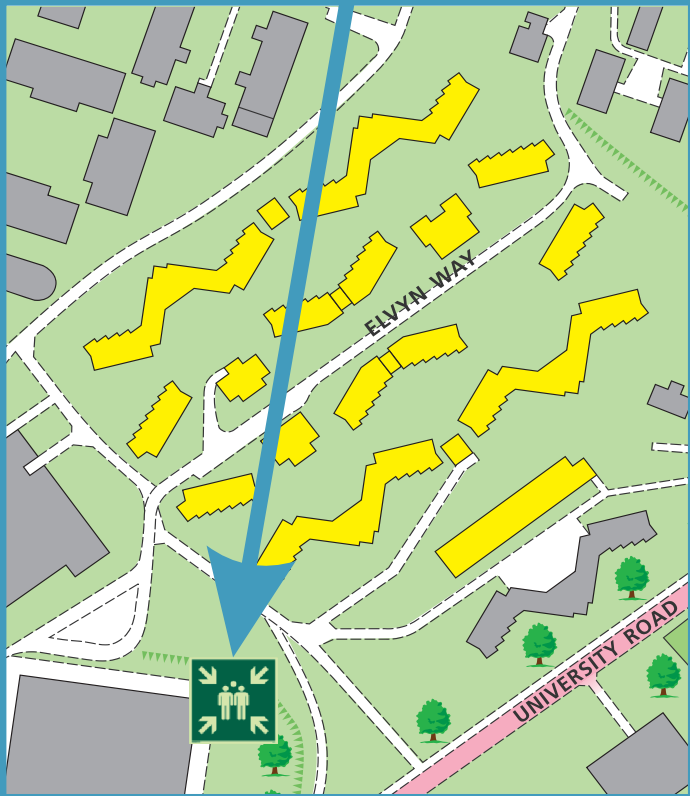


When alarm is given - do not panic, do  
not run.  
Leave the building following the fire  
emergency exit signs.



Do not re-enter the building unless told  
to do so by the Fire Marshall, Warden or  
Fire Service.

ASSEMBLY POINT 26 IS ALLOCATED TO THE  
BUILDINGS SHOWN IN YELLOW



The Deaf Alerter system is installed in the building.  
Please contact the University Fire Officer on **01509 222182** for further advice.

simplydesignsolutions

## Telford Block 1C First Floor



Fire alarm  
Call point



Fire exit



Wheelchair  
accessible exit



Fire escape route



Assembly point



Safe refuge



Evac lift



Evac coms



Non evac coms

Loughborough  
University

# FIRE ESCAPE PLAN

## LOUGHBOROUGH UNIVERSITY FIRE INSTRUCTIONS

### ANY PERSON DISCOVERING A FIRE



Sound the alarm.  
Operate the nearest fire alarm call point.



Telephone Security on the emergency  
number 0800 526966.



Do not attack fire with extinguisher  
unless trained to do so.

### ON HEARING THE ALARM



Evacuate building and go to assembly  
point.  
Your assembly point is:-

**Assembly Point 26**

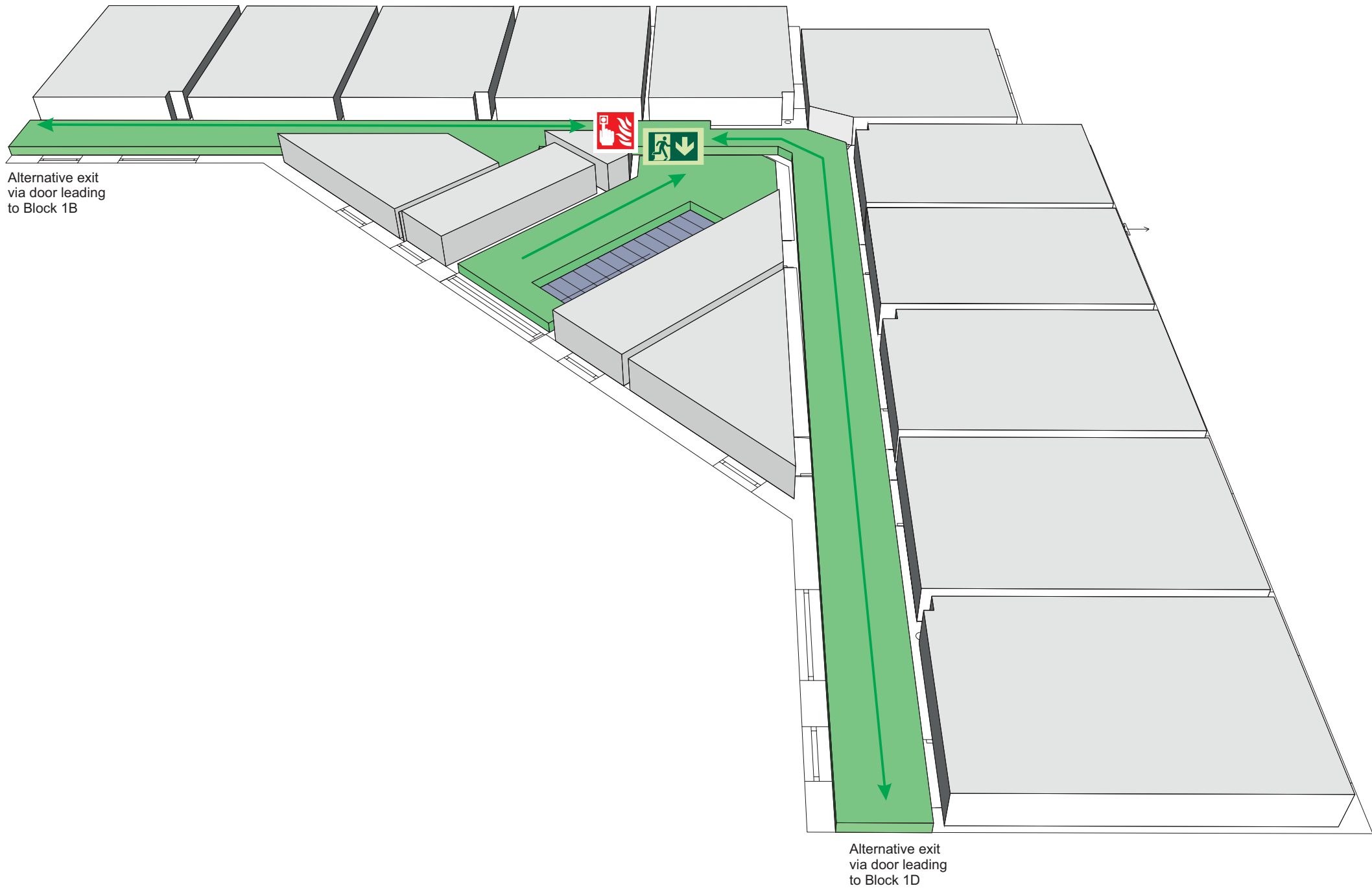
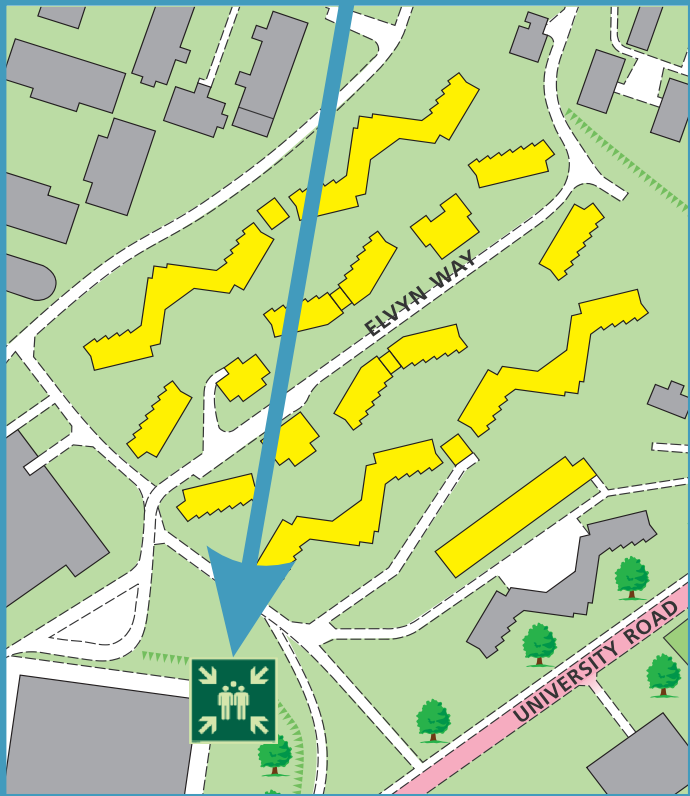


When alarm is given - do not panic, do  
not run.  
Leave the building following the fire  
emergency exit signs.



Do not re-enter the building unless told  
to do so by the Fire Marshall, Warden or  
Fire Service.

ASSEMBLY POINT 26 IS ALLOCATED TO THE  
BUILDINGS SHOWN IN YELLOW



The Deaf Alerter system is installed in the building.  
Please contact the University Fire Officer on **01509 222182** for further advice.

simplydesignsolutions

## Telford Block 1C Second Floor



Fire alarm  
Call point



Fire exit



Wheelchair  
accessible exit



Fire escape route



Assembly point



Safe refuge



Evac lift



Evac coms



Non evac coms

Loughborough  
University



## Telford Block 1D

LAST UPDATED December 2016

### Purpose:

The purpose of a Generic Emergency Evacuation Plan (GEEP) is to enable visitors to the building with restricted mobility or those who may not be able to evacuate unaided to become familiar with the layout, evacuation procedures, available equipment and communication devices.

If you feel that this document does not provide you with sufficient information or that you require further assistance, please contact the Loughborough University Fire Officer on 01509 222182.

### The building:

Telford Block 1D building comprises of 3 floors.  
Several accessible fire exits are available at ground level.

### Action required on hearing the fire alarm:

If able, you should leave the building immediately by the nearest fire exit (see attached floor plan) and report to the assigned assembly point for the building.

### Other recommendations:

It is recommended that all visitors to the Telford Block 1D building should familiarise themselves with the fire alarm signals and floor layout. Floor plans and evacuation equipment locations have been provided with this document.

### Equipment provided:

Accessible fire exits are available on the ground floor of the building.



The Deaf Alerter system is installed in this building. If you would like access to a Deaf Alerter Pager, please contact the University Fire Officer on 01509 222182.



YOUR ASSEMBLY POINT IS:

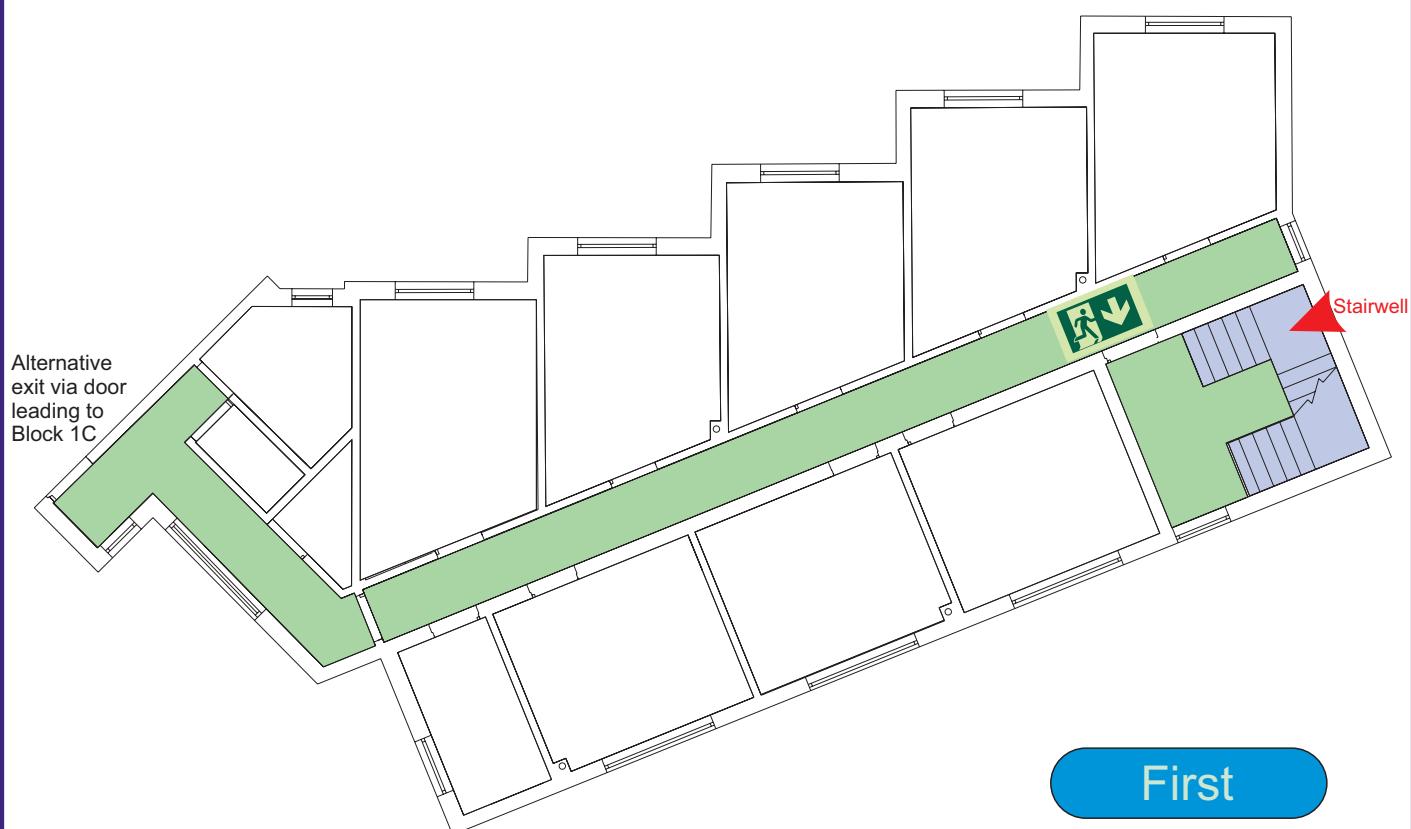
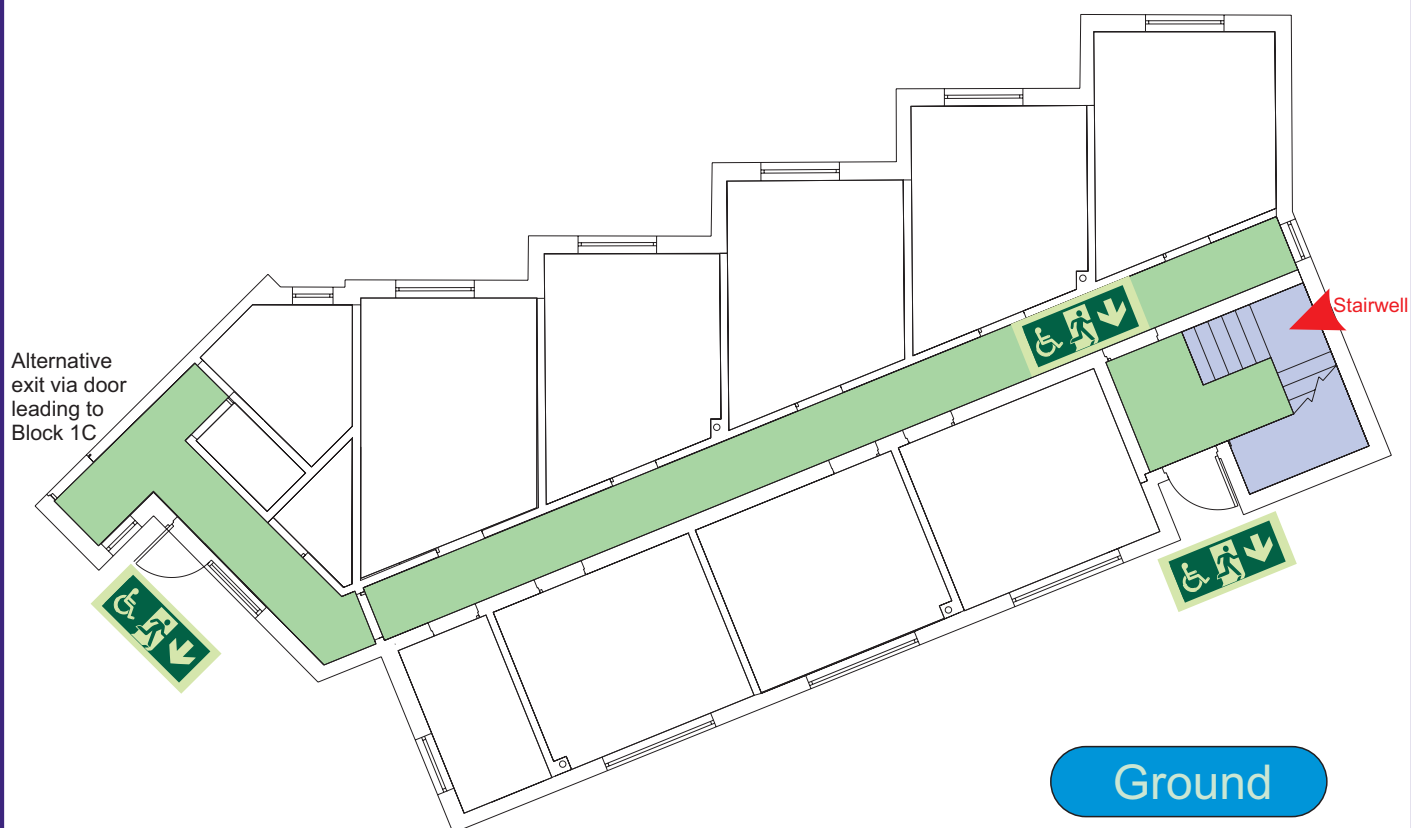
Fire Assembly Point 26

# Generic Emergency Evacuation Plan

Loughborough  
University

## Telford Block 1D

LAST UPDATED December 2016



Accessible final exit



Evacuation lift



Safe refuge



Evacuation  
coms



Non  
evacuation  
lift

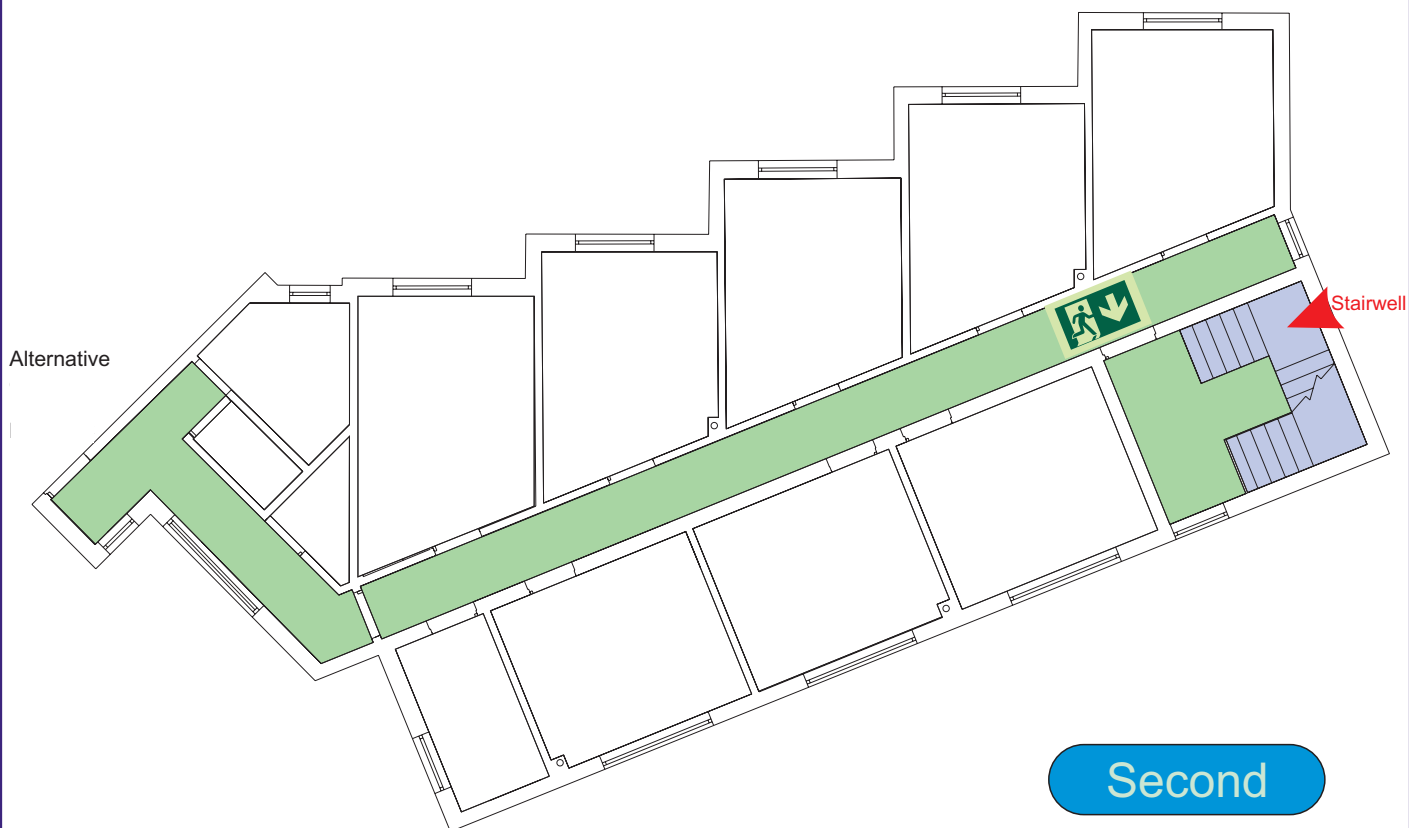


# Generic Emergency Evacuation Plan

Loughborough University

## Telford Block 1D

LAST UPDATED December 2016



Accessible final exit



Evacuation lift



Safe refuge



Evacuation  
coms



Non  
evacuation  
lift

# FIRE ESCAPE PLAN

## LOUGHBOROUGH UNIVERSITY FIRE INSTRUCTIONS

### ANY PERSON DISCOVERING A FIRE



Sound the alarm.  
Operate the nearest fire alarm call point.



Telephone Security on the emergency  
number 0800 526966.



Do not attack fire with extinguisher  
unless trained to do so.

### ON HEARING THE ALARM



Evacuate building and go to assembly  
point.  
Your assembly point is:-

**Assembly Point 26**

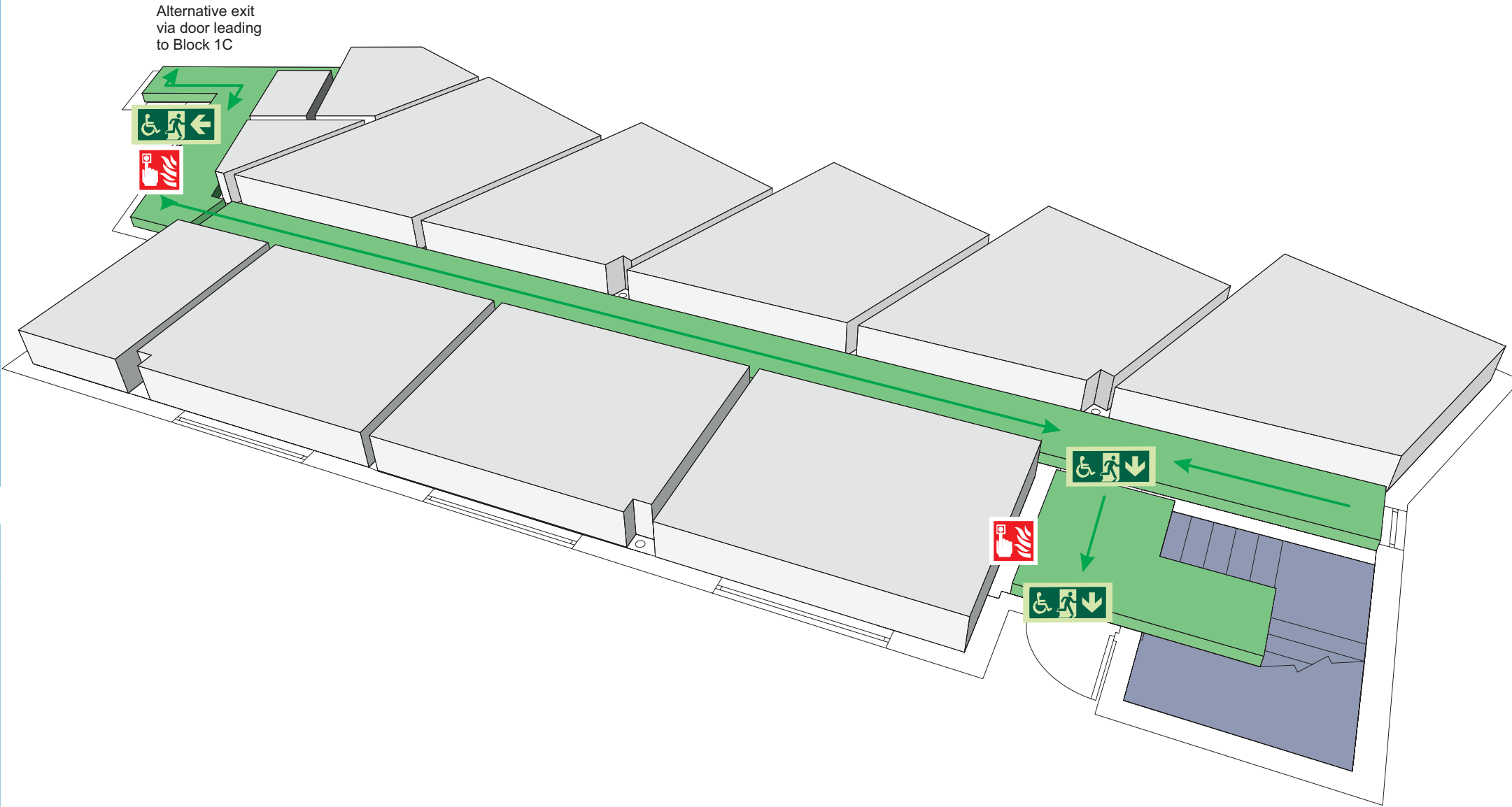
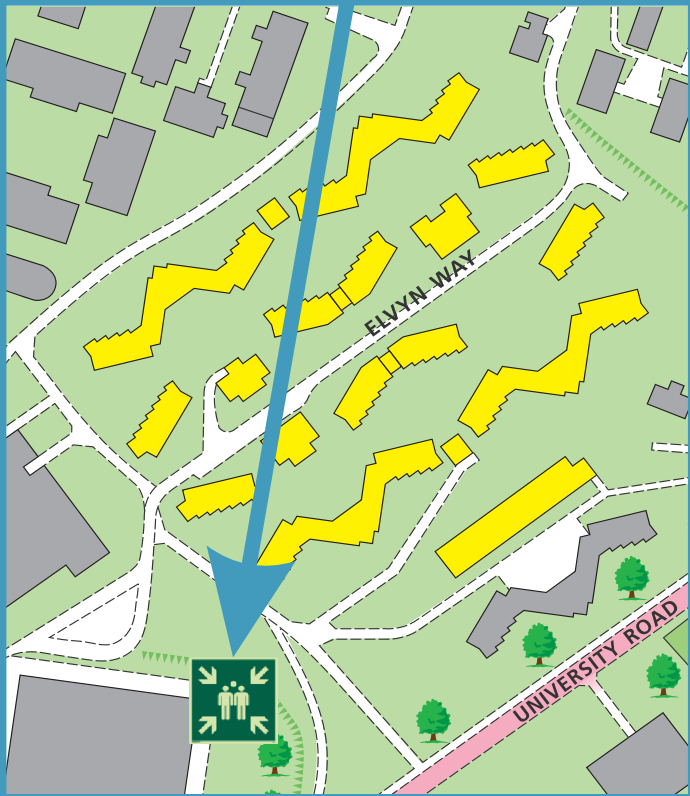


When alarm is given - do not panic, do  
not run.  
Leave the building following the fire  
emergency exit signs.



Do not re-enter the building unless told  
to do so by the Fire Marshall, Warden or  
Fire Service.

ASSEMBLY POINT 26 IS ALLOCATED TO THE  
BUILDINGS SHOWN IN YELLOW



The Deaf Alerter system is installed in the building.  
Please contact the University Fire Officer on **01509 222182** for further advice.

simplydesignsolutions

## Telford Block 1D Ground Floor



Fire alarm  
Call point



Fire exit



Wheelchair  
accessible exit



Fire escape route



Assembly point



Safe refuge



Evac lift



Evac coms



Non evac coms

Loughborough  
University

# FIRE ESCAPE PLAN

## LOUGHBOROUGH UNIVERSITY FIRE INSTRUCTIONS

### ANY PERSON DISCOVERING A FIRE



Sound the alarm.  
Operate the nearest fire alarm call point.



Telephone Security on the emergency  
number 0800 526966.



Do not attack fire with extinguisher  
unless trained to do so.

### ON HEARING THE ALARM



Evacuate building and go to assembly  
point.  
Your assembly point is:-

**Assembly Point 26**

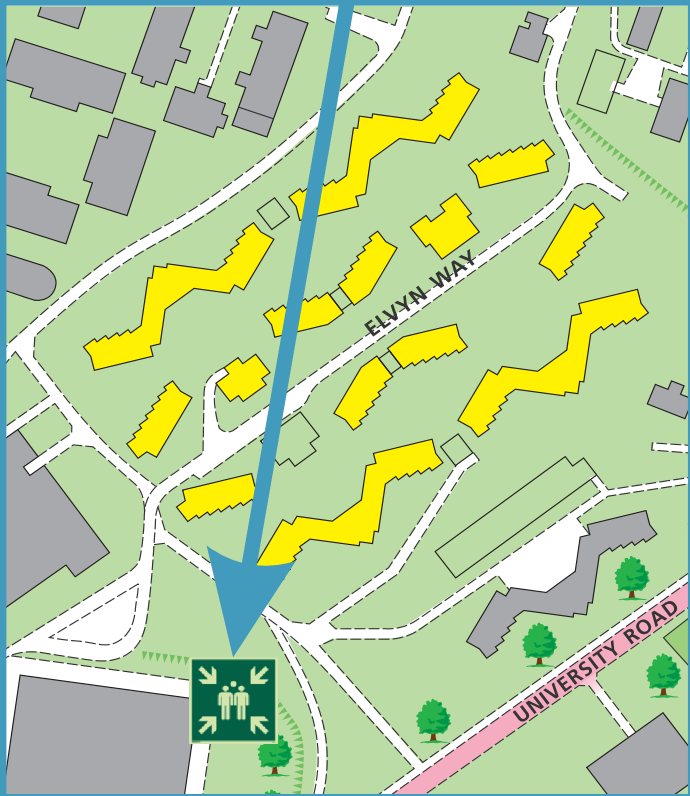


When alarm is given - do not panic, do  
not run.  
Leave the building following the fire  
emergency exit signs.



Do not re-enter the building unless told  
to do so by the Fire Marshall, Warden or  
Fire Service.

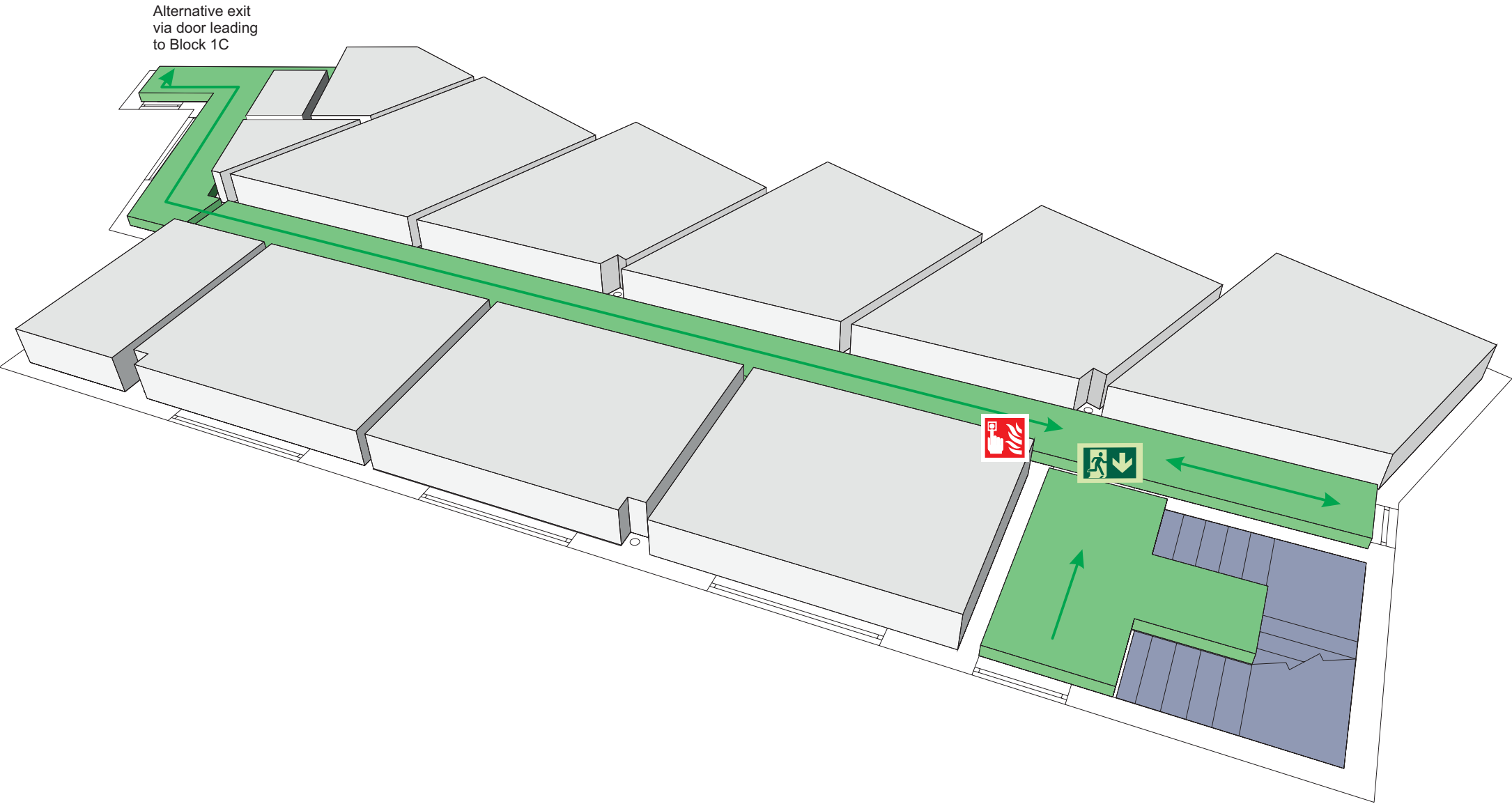
ASSEMBLY POINT 26 IS ALLOCATED TO THE  
BUILDINGS SHOWN IN YELLOW



The Deaf Alerter system is installed in the building.  
Please contact the University Fire Officer on **01509 222182** for further advice.

simplydesignsolutions

## Telford Block 1D First Floor



Fire alarm  
Call point



Fire exit



Wheelchair  
accessible exit



Fire escape route



Assembly point



Safe refuge



Evac lift



Evac coms



Non evac coms

Loughborough  
University

# FIRE ESCAPE PLAN

## LOUGHBOROUGH UNIVERSITY FIRE INSTRUCTIONS

### ANY PERSON DISCOVERING A FIRE



Sound the alarm.  
Operate the nearest fire alarm call point.



Telephone Security on the emergency  
number 0800 526966.



Do not attack fire with extinguisher  
unless trained to do so.

### ON HEARING THE ALARM



Evacuate building and go to assembly  
point.  
Your assembly point is:-

**Assembly Point 26**

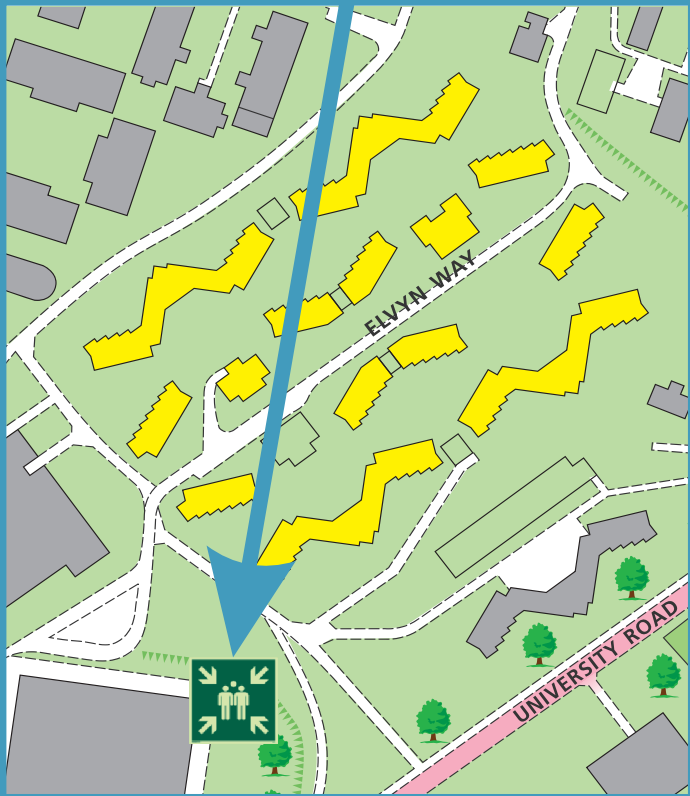


When alarm is given - do not panic, do  
not run.  
Leave the building following the fire  
emergency exit signs.



Do not re-enter the building unless told  
to do so by the Fire Marshall, Warden or  
Fire Service.

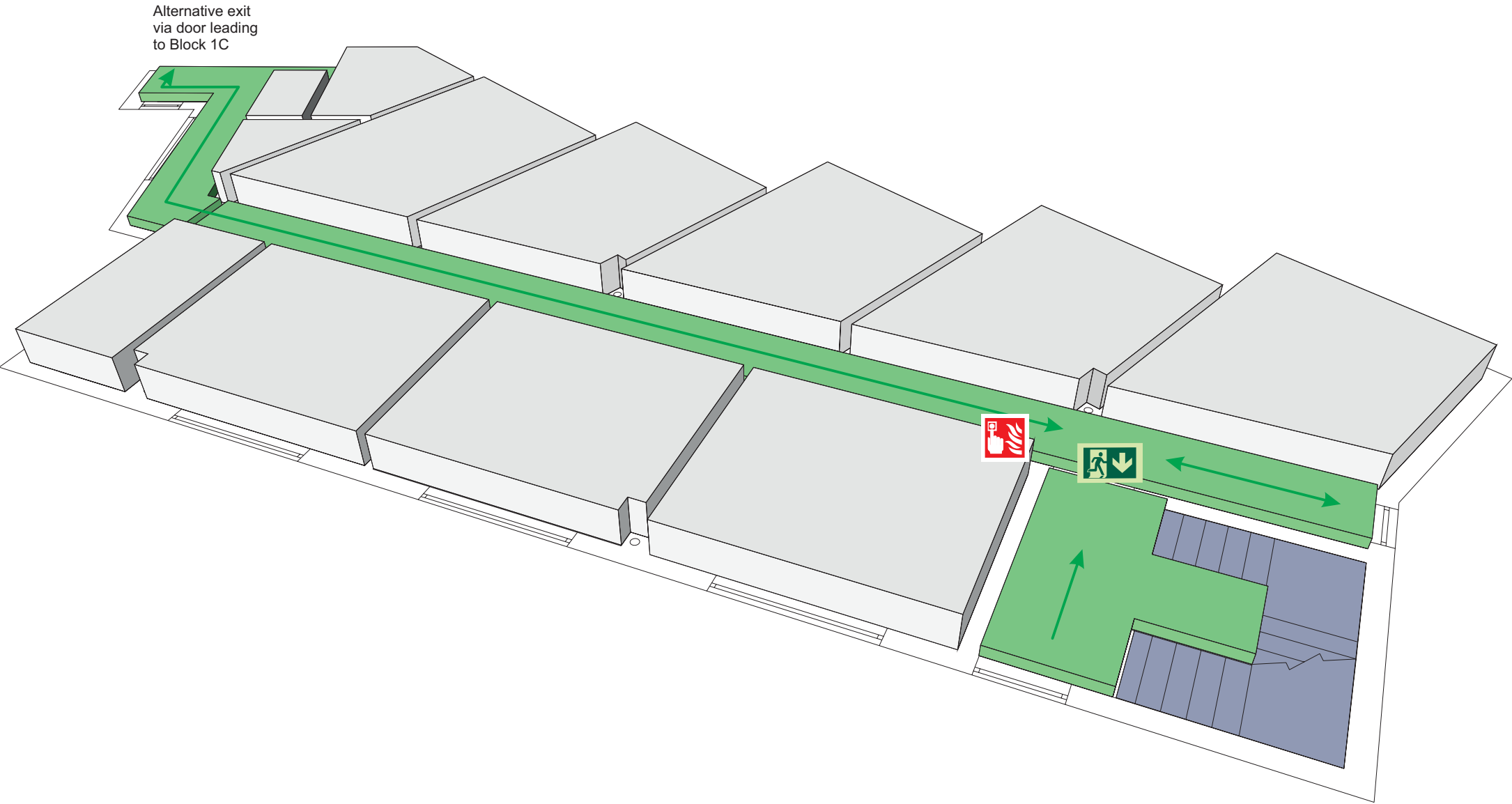
ASSEMBLY POINT 26 IS ALLOCATED TO THE  
BUILDINGS SHOWN IN YELLOW



The Deaf Alert system is installed in the building.  
Please contact the University Fire Officer on **01509 222182** for further advice.

simplydesignsolutions

## Telford Block 1D Second Floor



Fire alarm  
Call point



Fire exit



Wheelchair  
accessible exit



Fire escape route



Assembly point



Safe refuge



Evac lift



Evac coms



Non evac coms

Loughborough  
University

## Telford Block 1E

LAST UPDATED December 2016

### Purpose:

The purpose of a Generic Emergency Evacuation Plan (GEEP) is to enable visitors to the building with restricted mobility or those who may not be able to evacuate unaided to become familiar with the layout, evacuation procedures, available equipment and communication devices.

If you feel that this document does not provide you with sufficient information or that you require further assistance, please contact the Loughborough University Fire Officer on 01509 222182.

### The building:

Telford Block 1E building comprises of 3 floors.  
Several accessible fire exits are available at ground level.

### Action required on hearing the fire alarm:

If able, you should leave the building immediately by the nearest fire exit (see attached floor plan) and report to the assigned assembly point for the building.

### Other recommendations:

It is recommended that all visitors to the Telford Block 1E building should familiarise themselves with the fire alarm signals and floor layout. Floor plans and evacuation equipment locations have been provided with this document.

### Equipment provided:

Accessible fire exits are available on the ground floor of the building.



The Deaf Alerter system is installed in this building. If you would like access to a Deaf Alerter Pager, please contact the University Fire Officer on 01509 222182.



YOUR ASSEMBLY POINT IS:

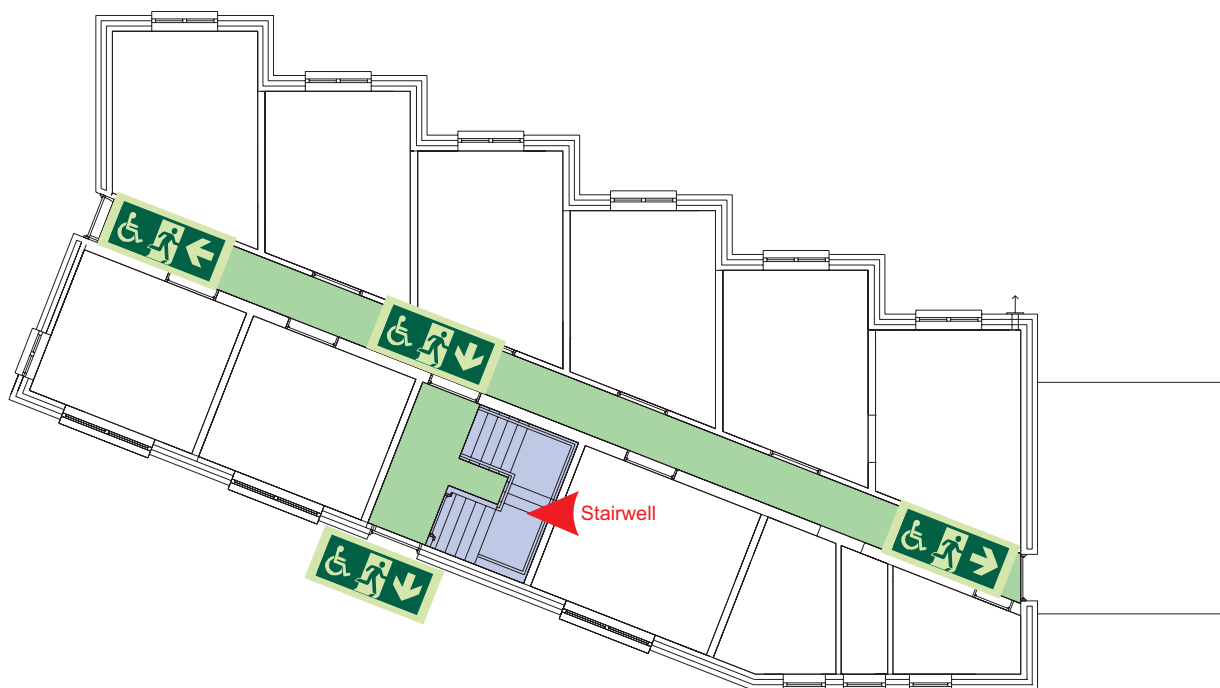
Fire Assembly Point 26

# Generic Emergency Evacuation Plan

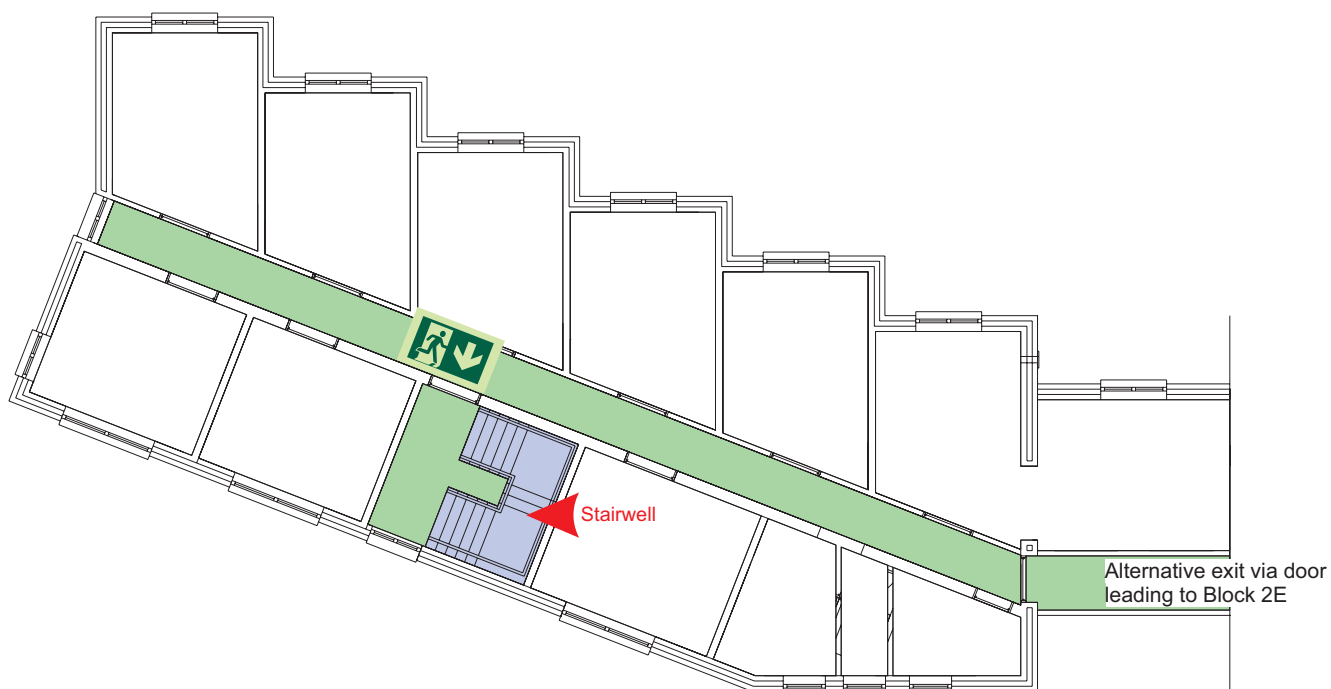
Loughborough  
University

## Telford Block 1E

LAST UPDATED December 2016



Ground



First



Accessible final exit



Evacuation lift



Safe refuge



Evacuation  
coms



Non  
evacuation  
lift

# Generic Emergency Evacuation Plan

Loughborough  
University

## Telford Block 1E

LAST UPDATED December 2016



Second



Accessible final exit



Evacuation lift



Safe refuge



Evacuation  
coms



Non  
evacuation  
lift



# FIRE ESCAPE PLAN

## LOUGHBOROUGH UNIVERSITY FIRE INSTRUCTIONS

### ANY PERSON DISCOVERING A FIRE



Sound the alarm.  
Operate the nearest fire alarm call point.



Telephone Security on the emergency  
number 0800 526966.



Do not attack fire with extinguisher  
unless trained to do so.

### ON HEARING THE ALARM



Evacuate building and go to assembly  
point.  
Your assembly point is:-

**Assembly Point 26**

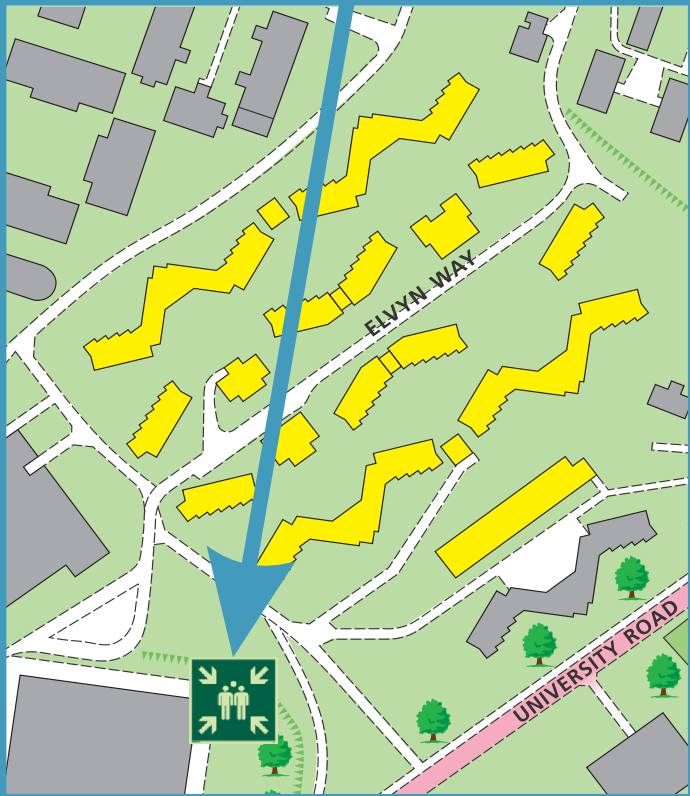


When alarm is given - do not panic, do  
not run.  
Leave the building following the fire  
emergency exit signs.



Do not re-enter the building unless told  
to do so by the Fire Marshall, Warden or  
Fire Service.

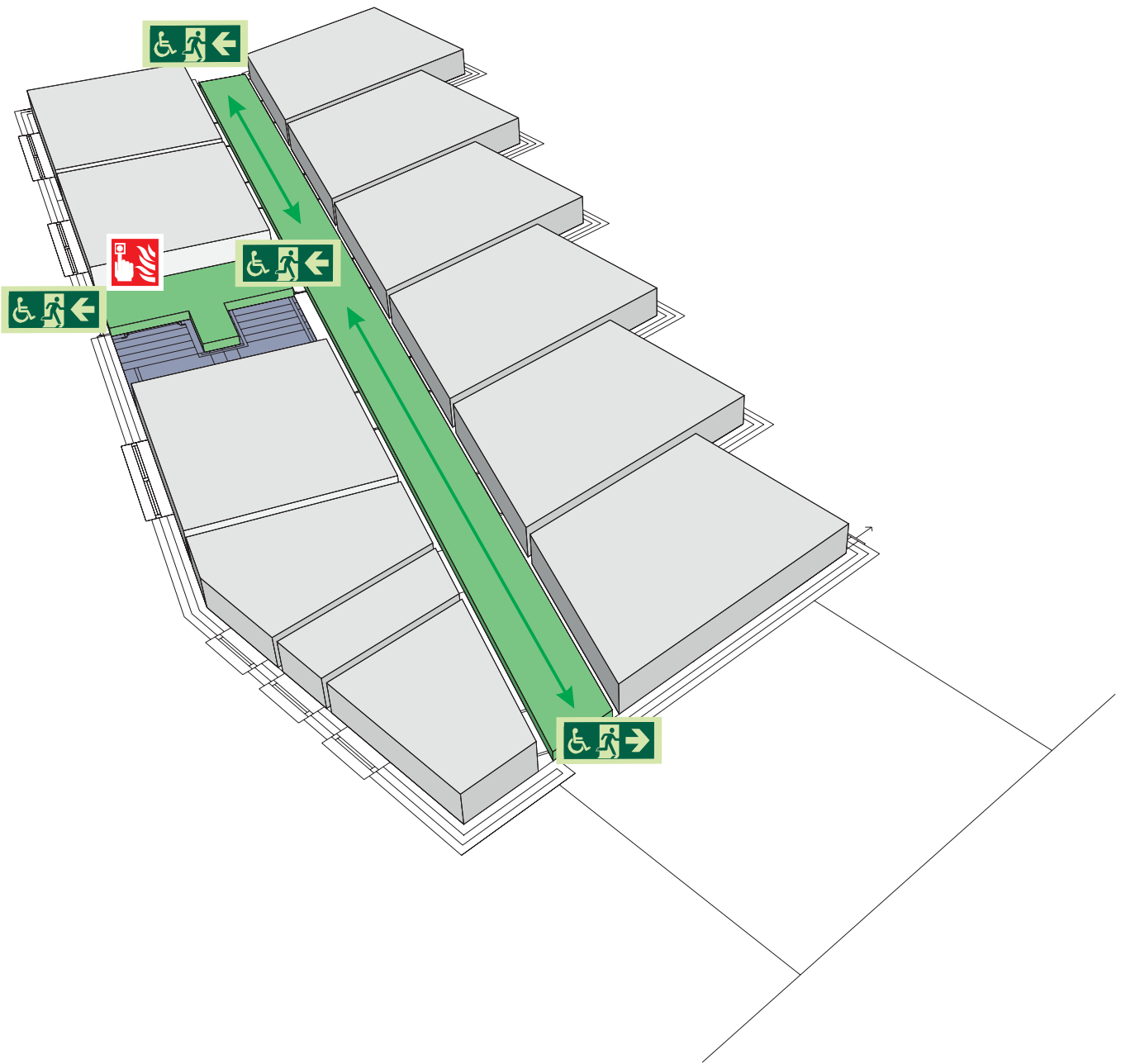
ASSEMBLY POINT 26 IS ALLOCATED TO THE  
BUILDINGS SHOWN IN YELLOW



The Deaf Alert system is installed in the building.  
Please contact the University Fire Officer on **01509 222182** for further advice.

simplydesignsolutions

## Telford Block 1E Ground Floor



Fire alarm  
Call point



Fire exit



Wheelchair  
accessible exit



Fire escape route



Assembly point



Safe refuge



Evac lift



Evac coms



Non evac coms

Loughborough  
University



# FIRE ESCAPE PLAN

## LOUGHBOROUGH UNIVERSITY FIRE INSTRUCTIONS

### ANY PERSON DISCOVERING A FIRE



Sound the alarm.  
Operate the nearest fire alarm call point.



Telephone Security on the emergency  
number 0800 526966.



Do not attack fire with extinguisher  
unless trained to do so.

### ON HEARING THE ALARM



Evacuate building and go to assembly  
point.  
Your assembly point is:-

**Assembly Point 26**

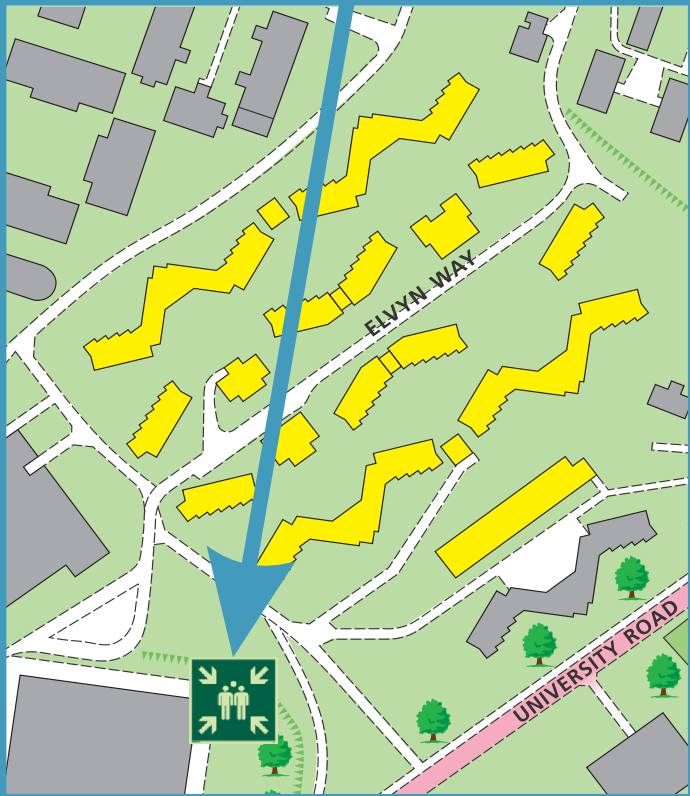


When alarm is given - do not panic, do  
not run.  
Leave the building following the fire  
emergency exit signs.



Do not re-enter the building unless told  
to do so by the Fire Marshall, Warden or  
Fire Service.

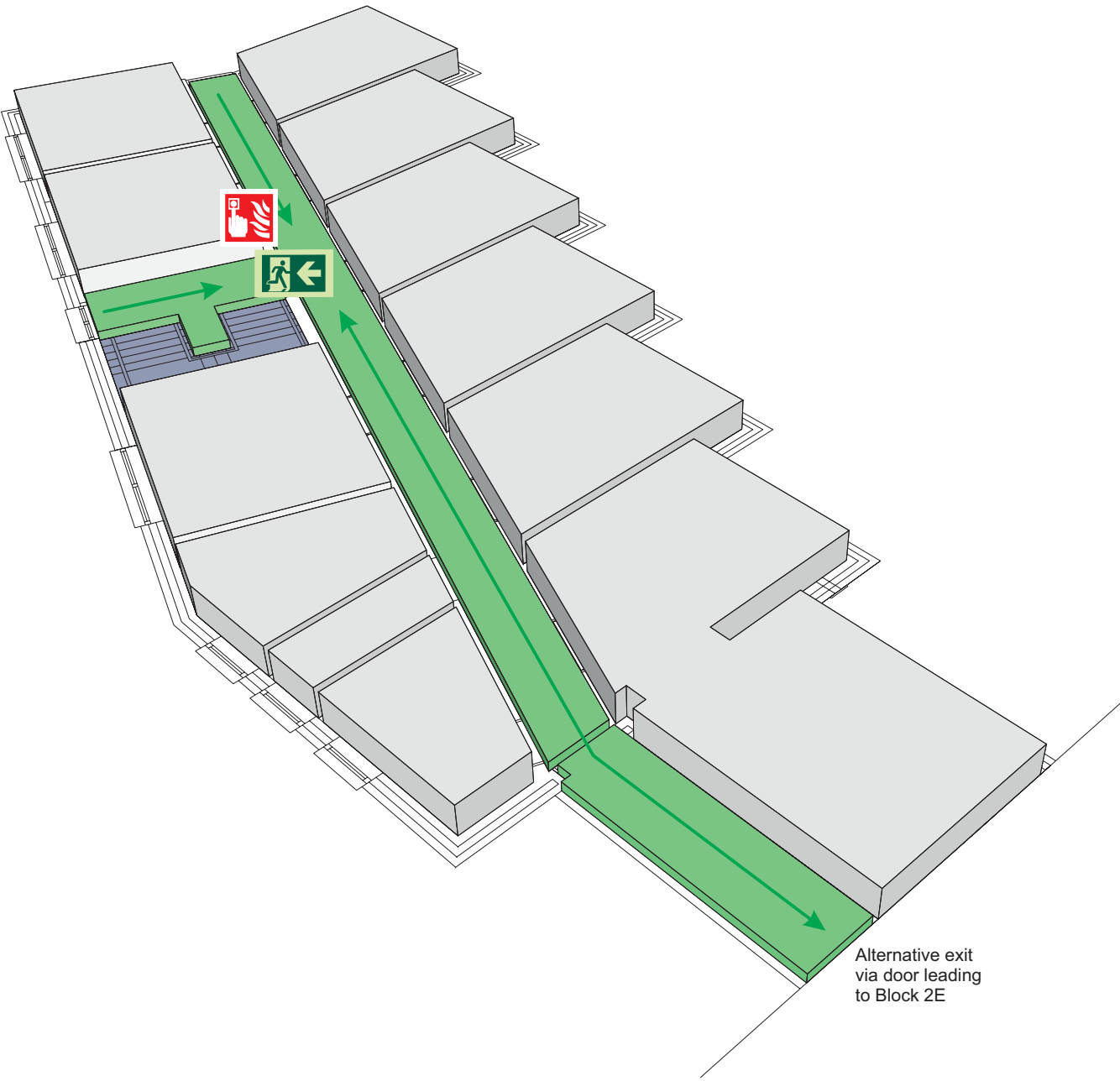
ASSEMBLY POINT 26 IS ALLOCATED TO THE  
BUILDINGS SHOWN IN YELLOW



The Deaf Alert system is installed in the building.  
Please contact the University Fire Officer on **01509 222182** for further advice.

simplydesignsolutions

## Telford Block 1E First Floor



Fire alarm  
Call point



Fire exit



Wheelchair  
accessible exit



Fire escape route



Assembly point



Safe refuge



Evac lift



Evac coms



Non evac coms

Loughborough  
University

# FIRE ESCAPE PLAN

## LOUGHBOROUGH UNIVERSITY FIRE INSTRUCTIONS

### ANY PERSON DISCOVERING A FIRE



Sound the alarm.  
Operate the nearest fire alarm call point.



Telephone Security on the emergency  
number 0800 526966.



Do not attack fire with extinguisher  
unless trained to do so.

### ON HEARING THE ALARM



Evacuate building and go to assembly  
point.  
Your assembly point is:-

**Assembly Point 26**

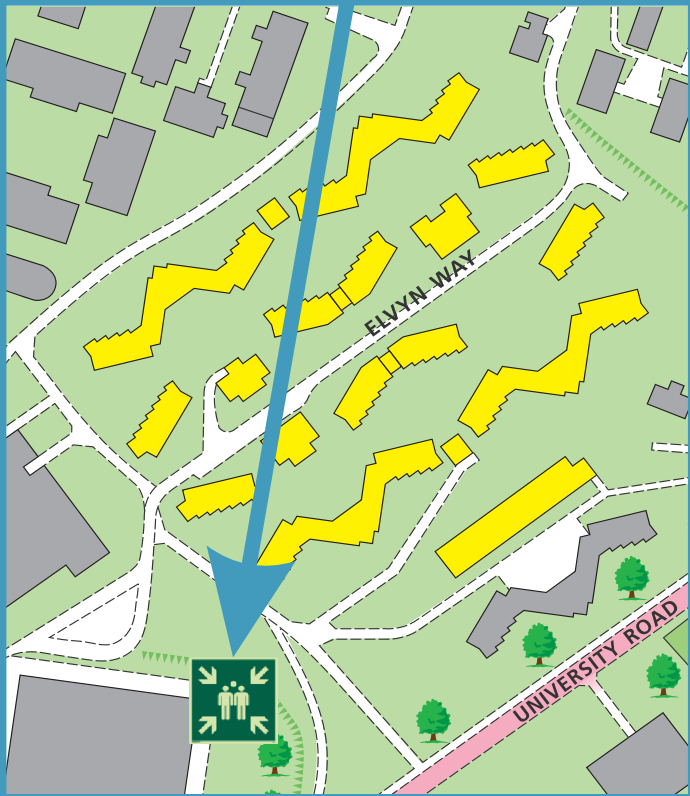


When alarm is given - do not panic, do  
not run.  
Leave the building following the fire  
emergency exit signs.



Do not re-enter the building unless told  
to do so by the Fire Marshall, Warden or  
Fire Service.

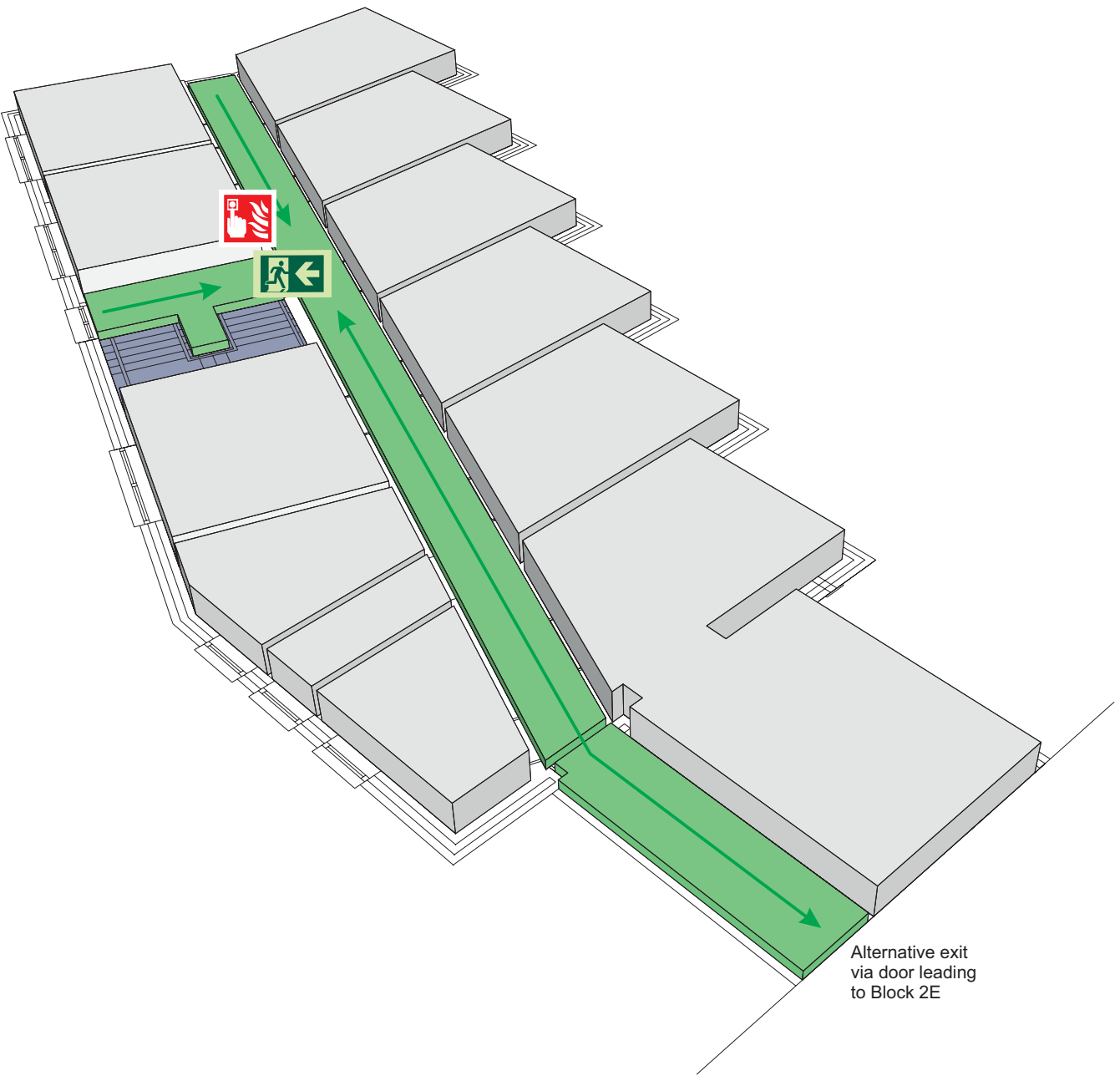
ASSEMBLY POINT 26 IS ALLOCATED TO THE  
BUILDINGS SHOWN IN YELLOW



The Deaf Alert system is installed in the building.  
Please contact the University Fire Officer on **01509 222182** for further advice.

simplydesignsolutions

## Telford Block 1E Second Floor



Alternative exit  
via door leading  
to Block 2E



Fire alarm  
Call point



Fire exit



Wheelchair  
accessible exit



Fire escape route



Assembly point



Safe refuge



Evac lift



Evac coms



Non evac coms

Loughborough  
University

# Generic Emergency Evacuation Plan

Loughborough  
University

## Telford Block 2A

LAST UPDATED December 2016

### Purpose:

The purpose of a Generic Emergency Evacuation Plan (GEEP) is to enable visitors to the building with restricted mobility or those who may not be able to evacuate unaided to become familiar with the layout, evacuation procedures, available equipment and communication devices.

If you feel that this document does not provide you with sufficient information or that you require further assistance, please contact the Loughborough University Fire Officer on 01509 222182.

### The building:

Telford Block 2A building comprises of 3 floors.  
Several accessible fire exits are available at ground level.

### Action required on hearing the fire alarm:

If able, you should leave the building immediately by the nearest fire exit (see attached floor plan) and report to the assigned assembly point for the building.

### Other recommendations:

It is recommended that all visitors to the Telford Block 2A building should familiarise themselves with the fire alarm signals and floor layout. Floor plans and evacuation equipment locations have been provided with this document.

### Equipment provided:

Accessible fire exits are available on the ground floor of the building.



The Deaf Alerter system is installed in this building. If you would like access to a Deaf Alerter Pager, please contact the University Fire Officer on 01509 222182.



YOUR ASSEMBLY POINT IS:

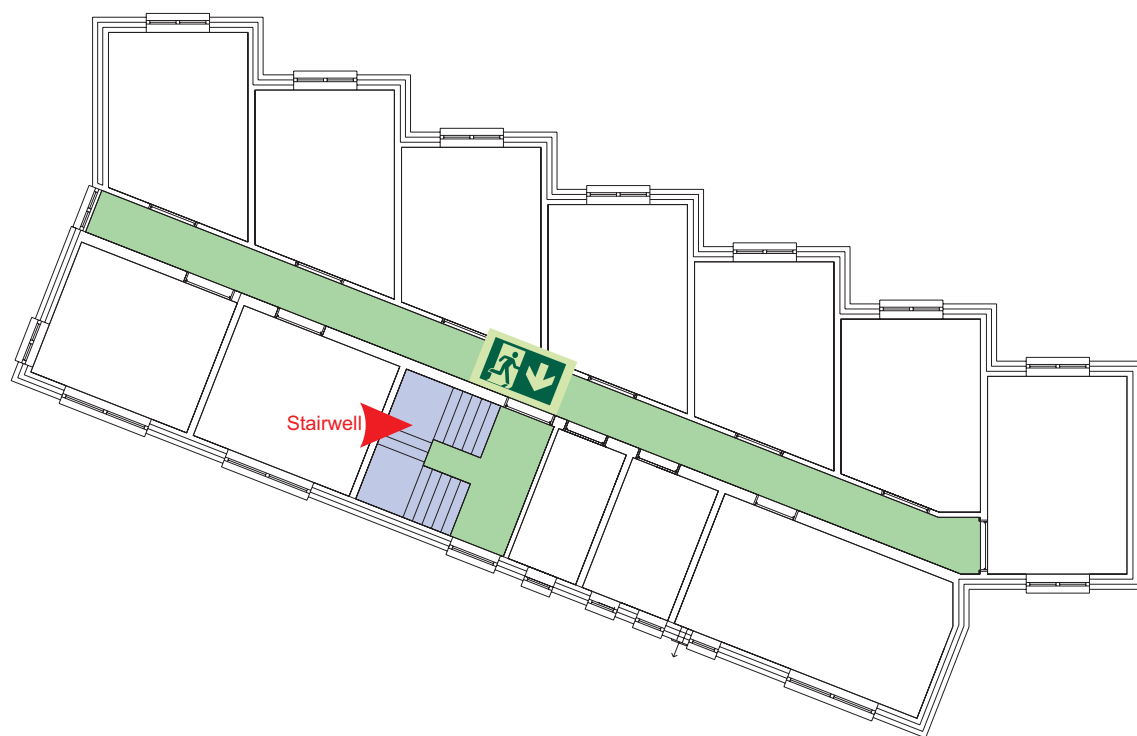
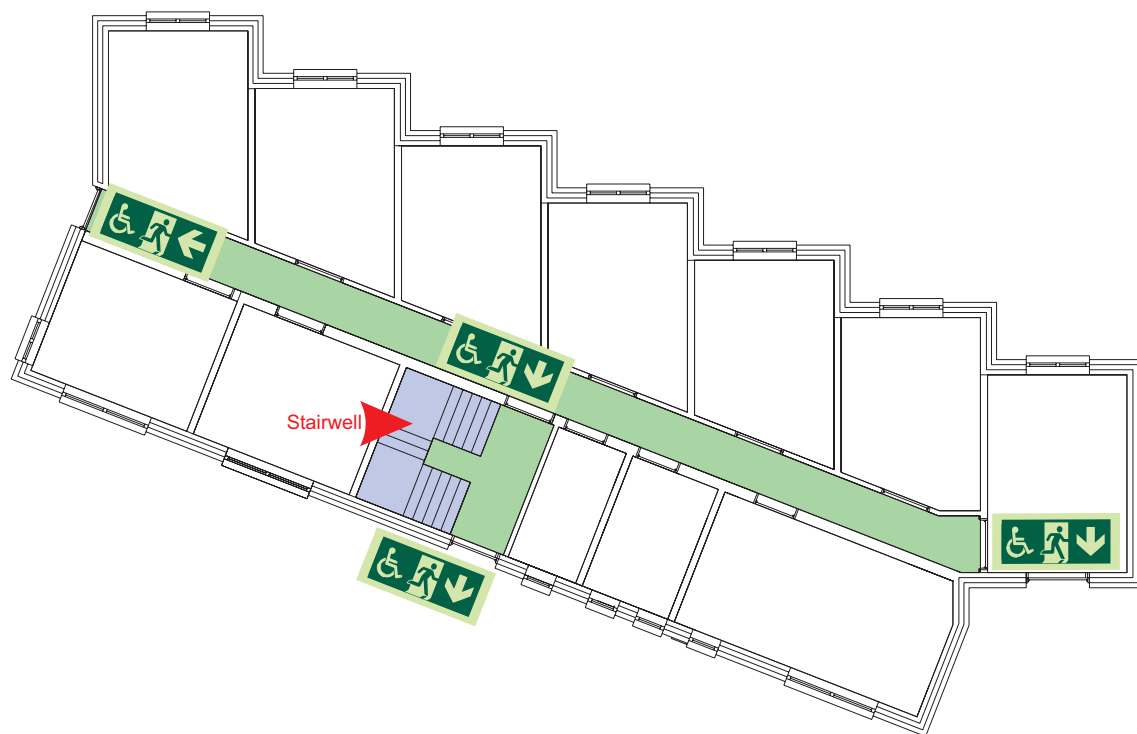
Fire Assembly Point 26

# Generic Emergency Evacuation Plan

Loughborough  
University

## Telford Block 2A

LAST UPDATED December 2016



Accessible final exit



Evacuation lift



Safe refuge



Evacuation  
coms



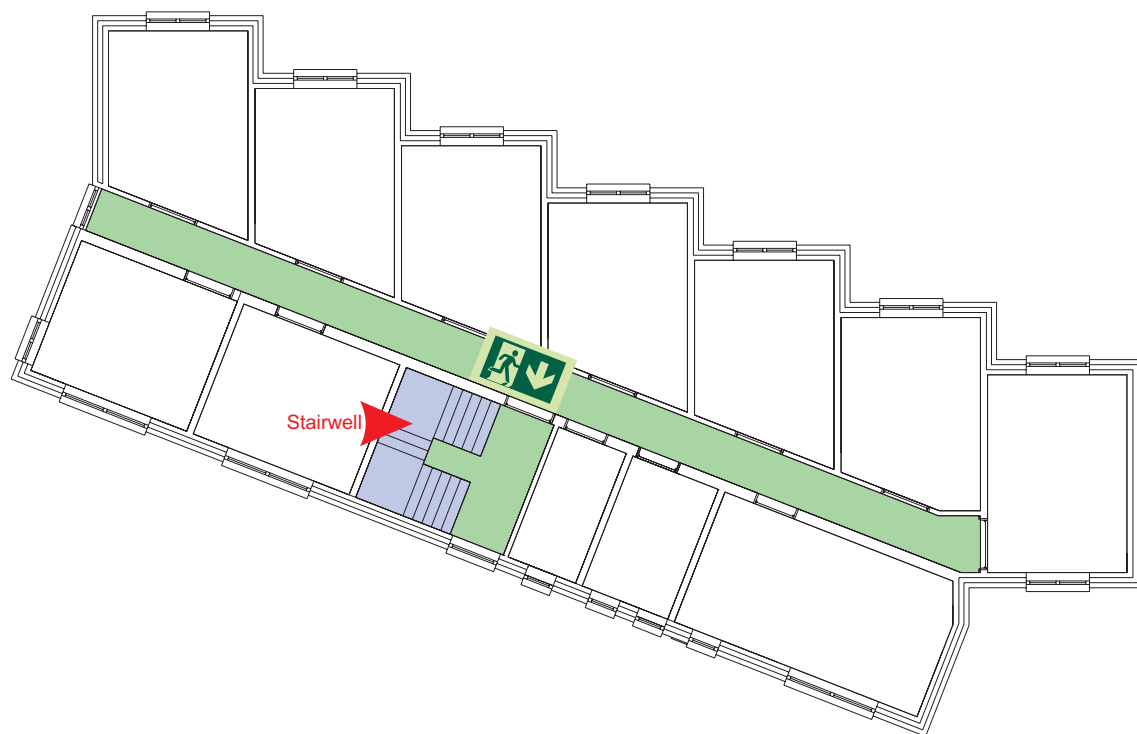
Non  
evacuation  
lift

# Generic Emergency Evacuation Plan

Loughborough  
University

## Telford Block 2A

LAST UPDATED December 2016



Second



Accessible final exit



Evacuation lift



Safe refuge



Evacuation  
coms



Non  
evacuation  
lift

# FIRE ESCAPE PLAN

## LOUGHBOROUGH UNIVERSITY FIRE INSTRUCTIONS

### ANY PERSON DISCOVERING A FIRE



Sound the alarm.  
Operate the nearest fire alarm call point.



Telephone Security on the emergency  
number 0800 526966.



Do not attack fire with extinguisher  
unless trained to do so.

### ON HEARING THE ALARM



Evacuate building and go to assembly  
point.  
Your assembly point is:-

**Assembly Point 26**

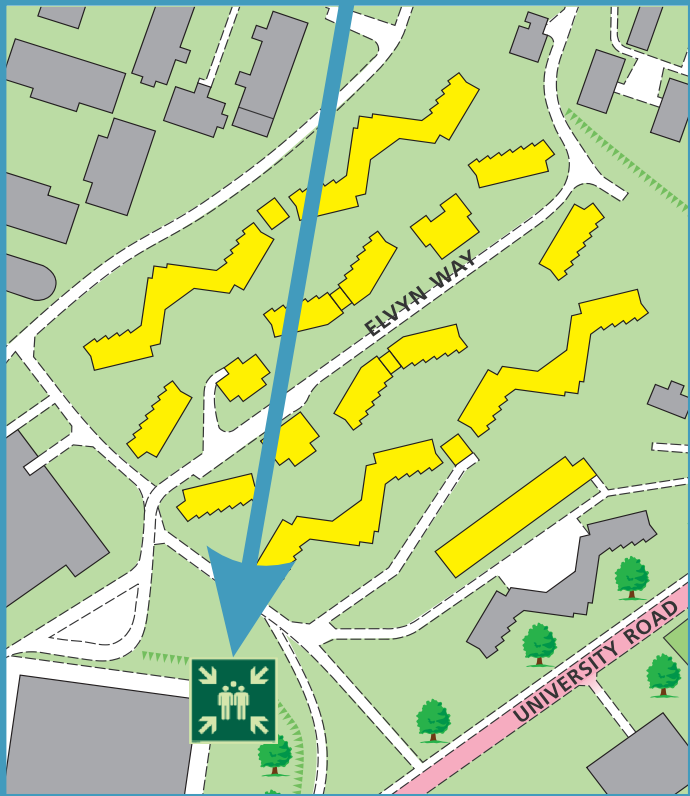


When alarm is given - do not panic, do  
not run.  
Leave the building following the fire  
emergency exit signs.



Do not re-enter the building unless told  
to do so by the Fire Marshall, Warden or  
Fire Service.

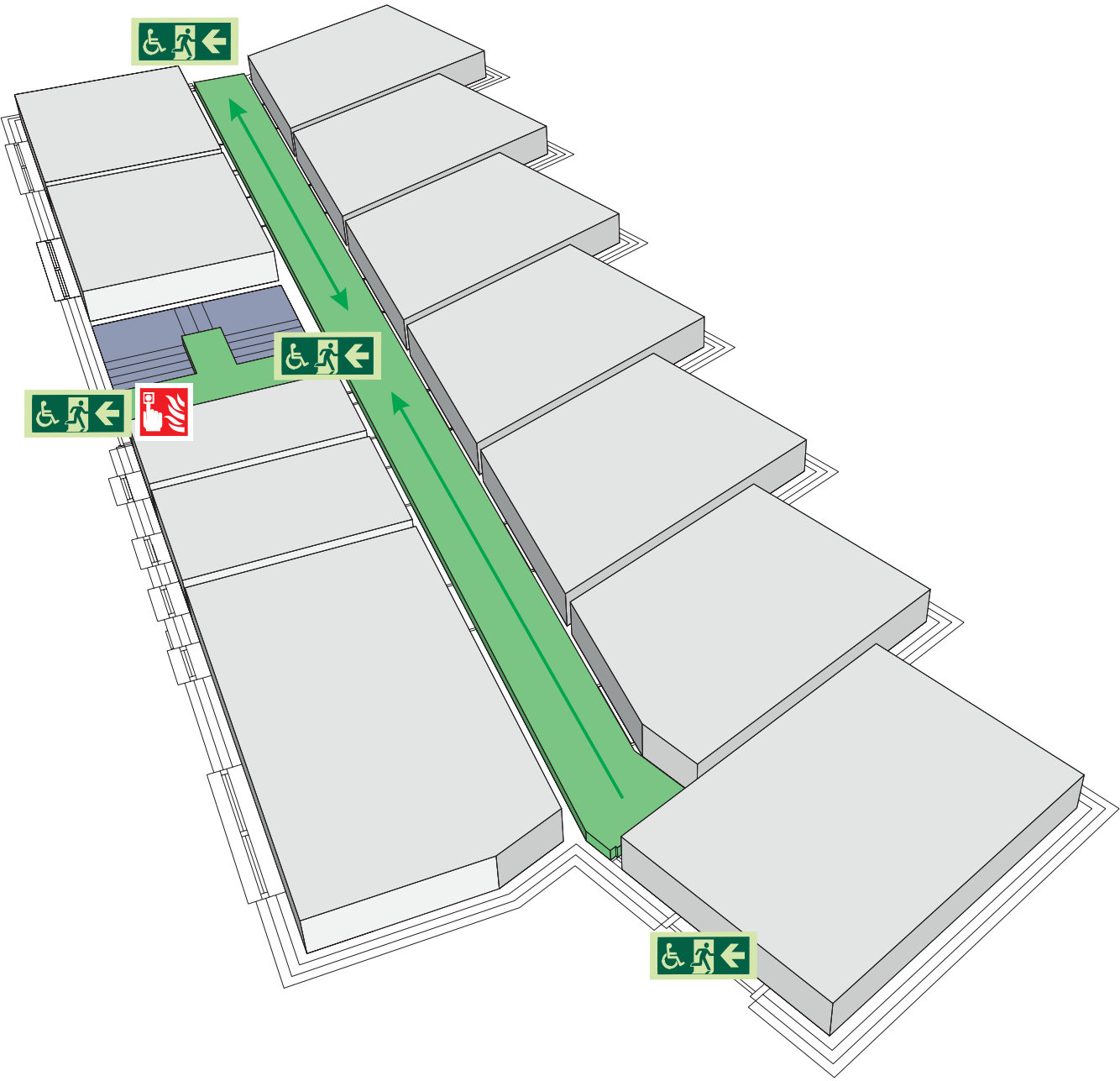
ASSEMBLY POINT 26 IS ALLOCATED TO THE  
BUILDINGS SHOWN IN YELLOW



The Deaf Alert system is installed in the building.  
Please contact the University Fire Officer on **01509 222182** for further advice.

simplydesignsolutions

## Telford Block 2A Ground Floor



Fire alarm  
Call point



Fire exit



Wheelchair  
accessible exit



Fire escape route



Assembly point



Safe refuge



Evac lift



Evac coms



Non evac coms

Loughborough  
University



# FIRE ESCAPE PLAN

## LOUGHBOROUGH UNIVERSITY FIRE INSTRUCTIONS

### ANY PERSON DISCOVERING A FIRE



Sound the alarm.  
Operate the nearest fire alarm call point.



Telephone Security on the emergency  
number 0800 526966.



Do not attack fire with extinguisher  
unless trained to do so.

### ON HEARING THE ALARM



Evacuate building and go to assembly  
point.  
Your assembly point is:-

**Assembly Point 26**

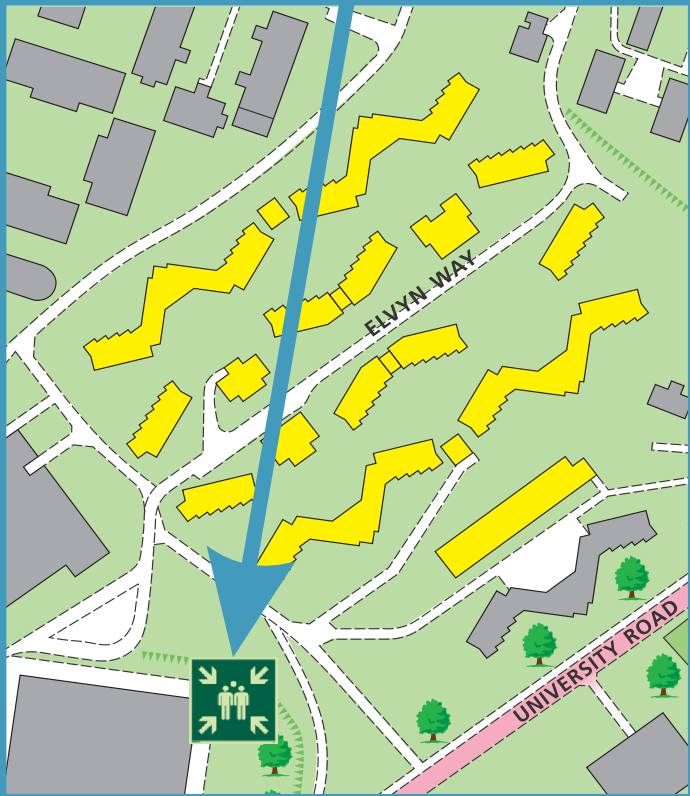


When alarm is given - do not panic, do  
not run.  
Leave the building following the fire  
emergency exit signs.



Do not re-enter the building unless told  
to do so by the Fire Marshall, Warden or  
Fire Service.

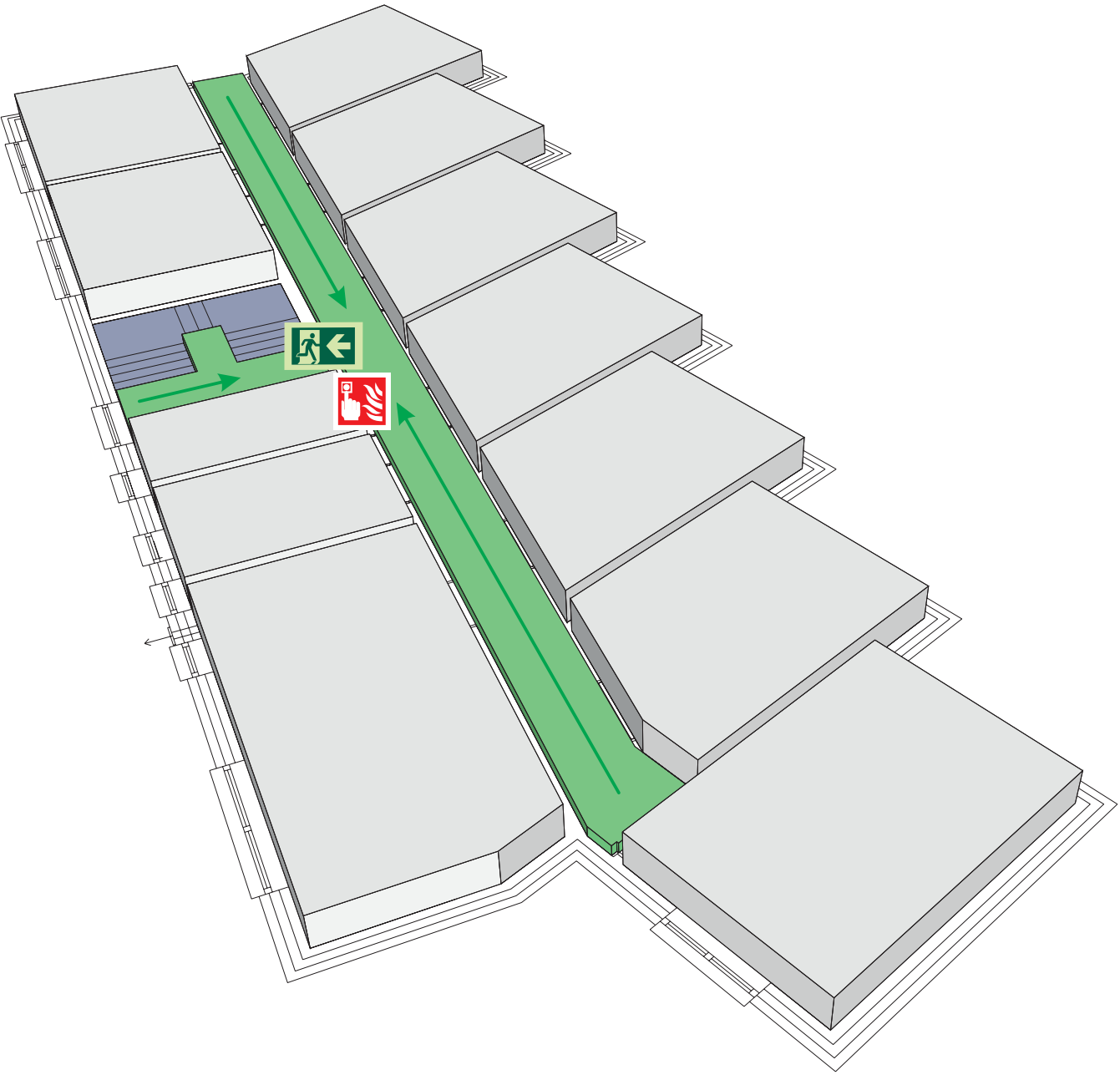
ASSEMBLY POINT 26 IS ALLOCATED TO THE  
BUILDINGS SHOWN IN YELLOW



The Deaf Alert system is installed in the building.  
Please contact the University Fire Officer on **01509 222182** for further advice.

simplydesignsolutions

## Telford Block 2A First Floor



Fire alarm  
Call point



Fire exit



Wheelchair  
accessible exit



Fire escape route



Assembly point



Safe refuge



Evac lift



Evac coms



Non evac coms

Loughborough  
University

# FIRE ESCAPE PLAN

## LOUGHBOROUGH UNIVERSITY FIRE INSTRUCTIONS

### ANY PERSON DISCOVERING A FIRE



Sound the alarm.  
Operate the nearest fire alarm call point.



Telephone Security on the emergency  
number 0800 526966.



Do not attack fire with extinguisher  
unless trained to do so.

### ON HEARING THE ALARM



Evacuate building and go to assembly  
point.  
Your assembly point is:-

**Assembly Point 26**

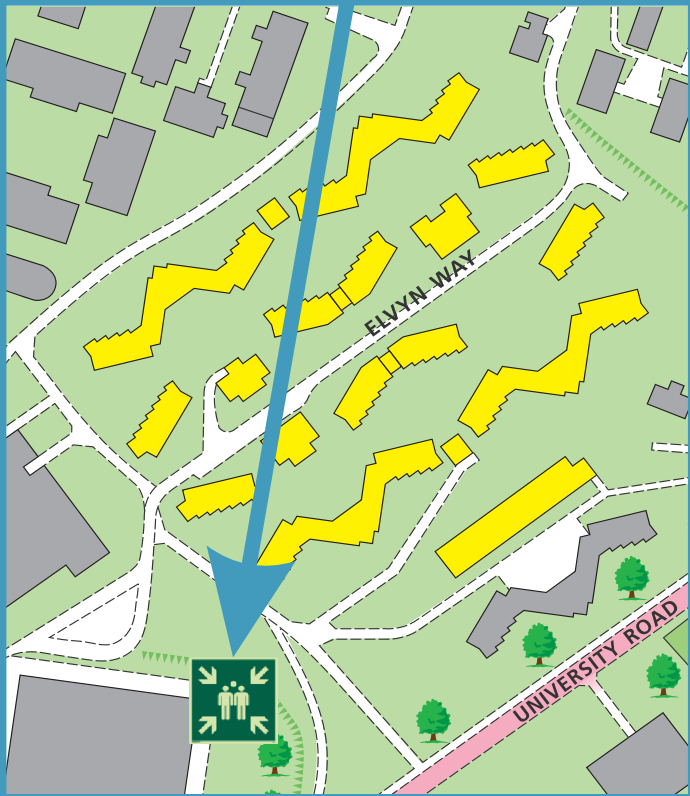


When alarm is given - do not panic, do  
not run.  
Leave the building following the fire  
emergency exit signs.



Do not re-enter the building unless told  
to do so by the Fire Marshall, Warden or  
Fire Service.

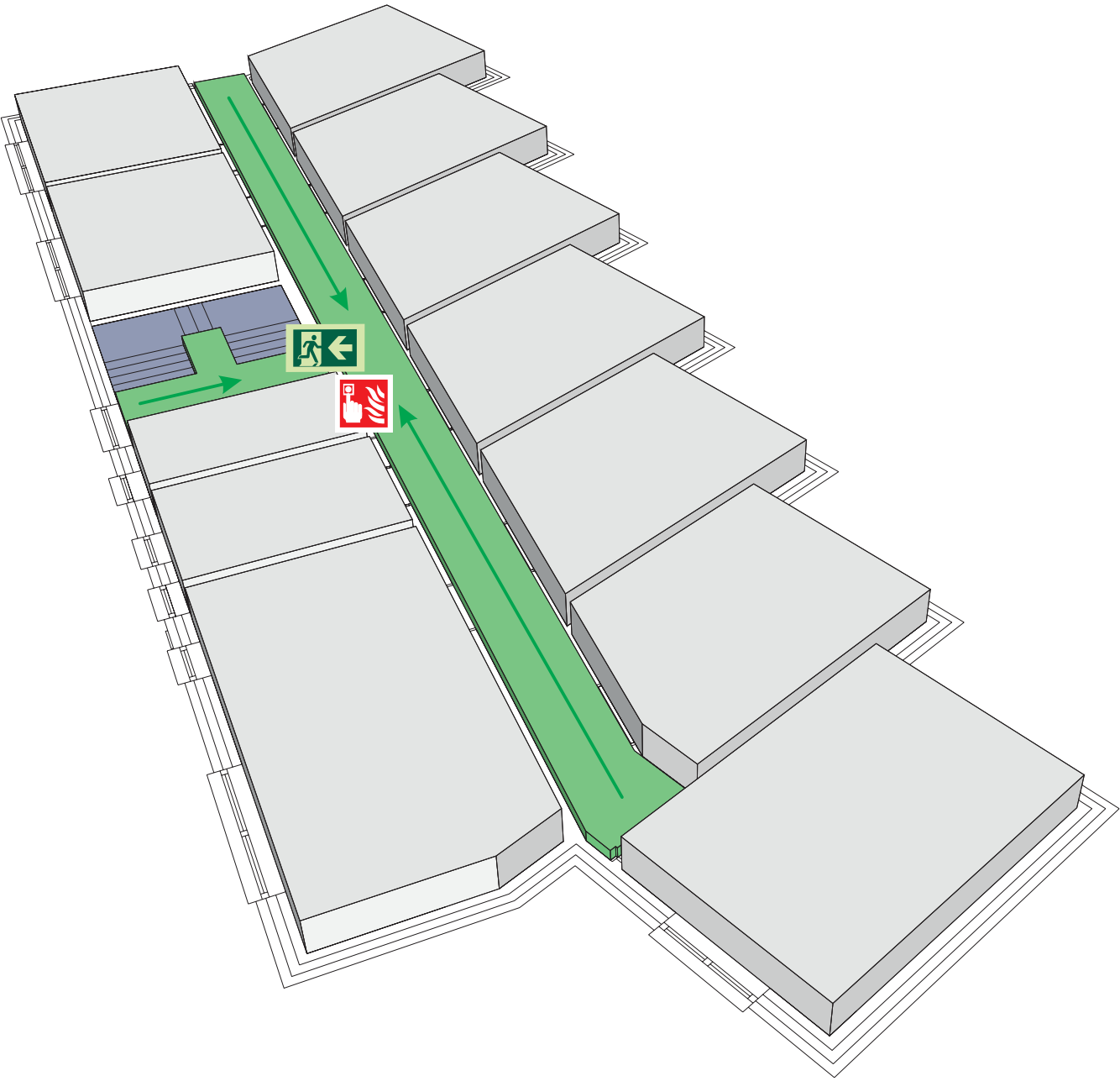
ASSEMBLY POINT 26 IS ALLOCATED TO THE  
BUILDINGS SHOWN IN YELLOW



The Deaf Alert system is installed in the building.  
Please contact the University Fire Officer on **01509 222182** for further advice.

simplydesignsolutions

## Telford Block 2A Second Floor



Fire alarm  
Call point



Fire exit



Wheelchair  
accessible exit



Fire escape route



Assembly point



Safe refuge



Evac lift



Evac coms



Non evac coms

Loughborough  
University



## Telford Block 2B

LAST UPDATED December 2016

### Purpose:

The purpose of a Generic Emergency Evacuation Plan (GEEP) is to enable visitors to the building with restricted mobility or those who may not be able to evacuate unaided to become familiar with the layout, evacuation procedures, available equipment and communication devices.

If you feel that this document does not provide you with sufficient information or that you require further assistance, please contact the Loughborough University Fire Officer on 01509 222182.

### The building:

Telford Block 2B building comprises of 3 floors.  
Several accessible fire exits are available at ground level.

### Action required on hearing the fire alarm:

If able, you should leave the building immediately by the nearest fire exit (see attached floor plan) and report to the assigned assembly point for the building.

### Other recommendations:

It is recommended that all visitors to the Telford Block 2B building should familiarise themselves with the fire alarm signals and floor layout. Floor plans and evacuation equipment locations have been provided with this document.

### Equipment provided:

Accessible fire exits are available on the ground floor of the building.



The Deaf Alerter system is installed in this building. If you would like access to a Deaf Alerter Pager, please contact the University Fire Officer on 01509 222182.



YOUR ASSEMBLY POINT IS:

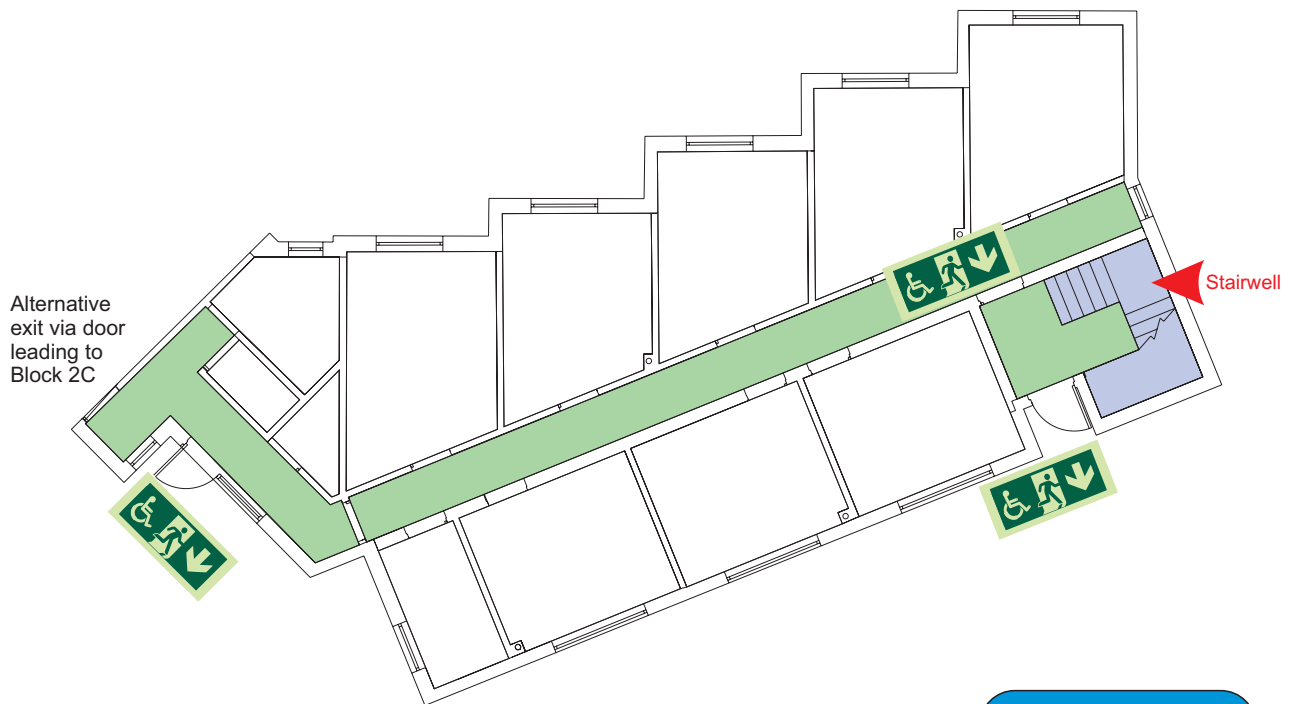
Fire Assembly Point 26

# Generic Emergency Evacuation Plan

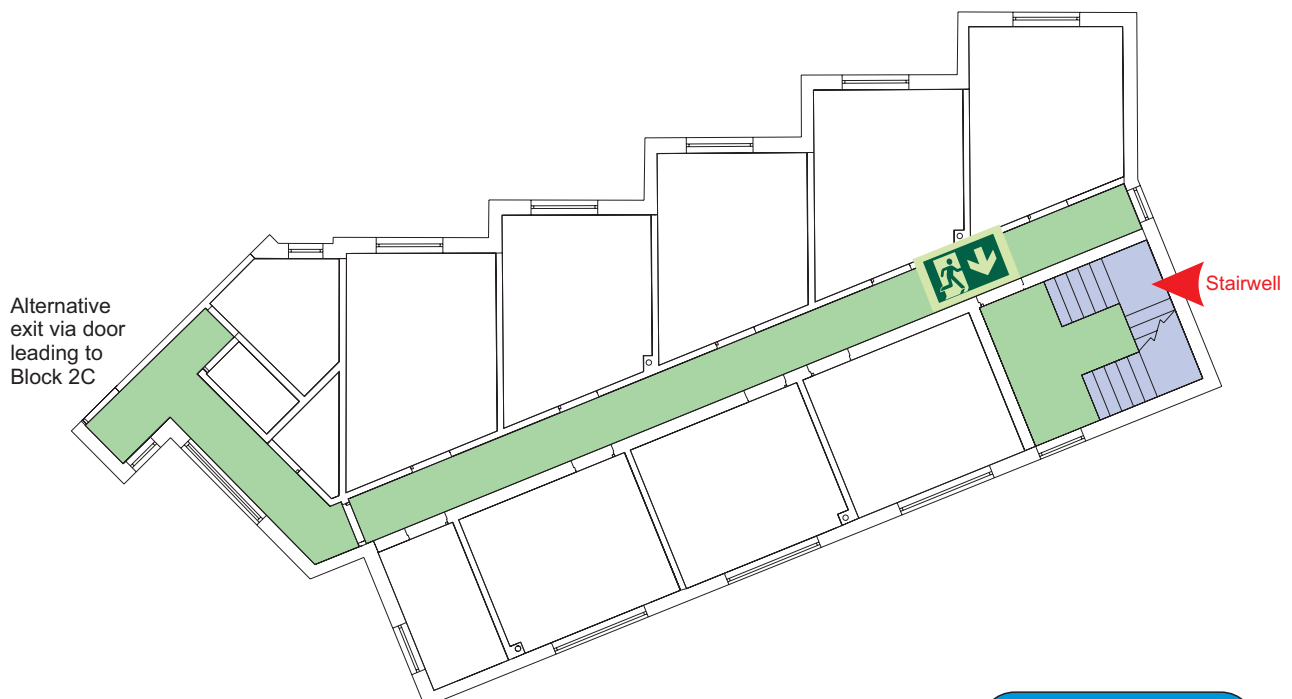
Loughborough  
University

## Telford Block 2B

LAST UPDATED December 2016



Ground



First



Accessible final exit



Evacuation lift



Safe refuge



Evacuation  
coms



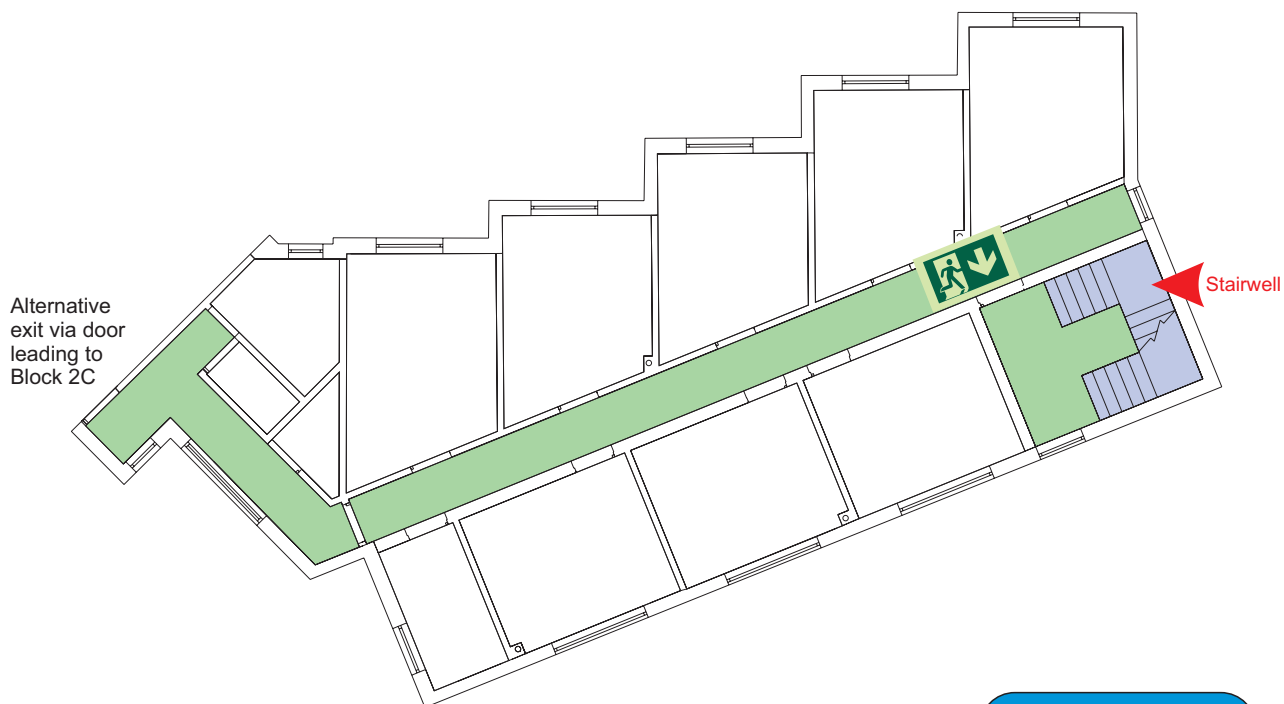
Non  
evacuation  
lift

# Generic Emergency Evacuation Plan

Loughborough  
University

## Telford Block 2B

LAST UPDATED December 2016



Second



Accessible final exit



Evacuation lift



Safe refuge



Evacuation  
coms



Non  
evacuation  
lift

# FIRE ESCAPE PLAN

## LOUGHBOROUGH UNIVERSITY FIRE INSTRUCTIONS

### ANY PERSON DISCOVERING A FIRE



Sound the alarm.  
Operate the nearest fire alarm call point.



Telephone Security on the emergency  
number 0800 526966.



Do not attack fire with extinguisher  
unless trained to do so.

### ON HEARING THE ALARM



Evacuate building and go to assembly  
point.  
Your assembly point is:-

**Assembly Point 26**

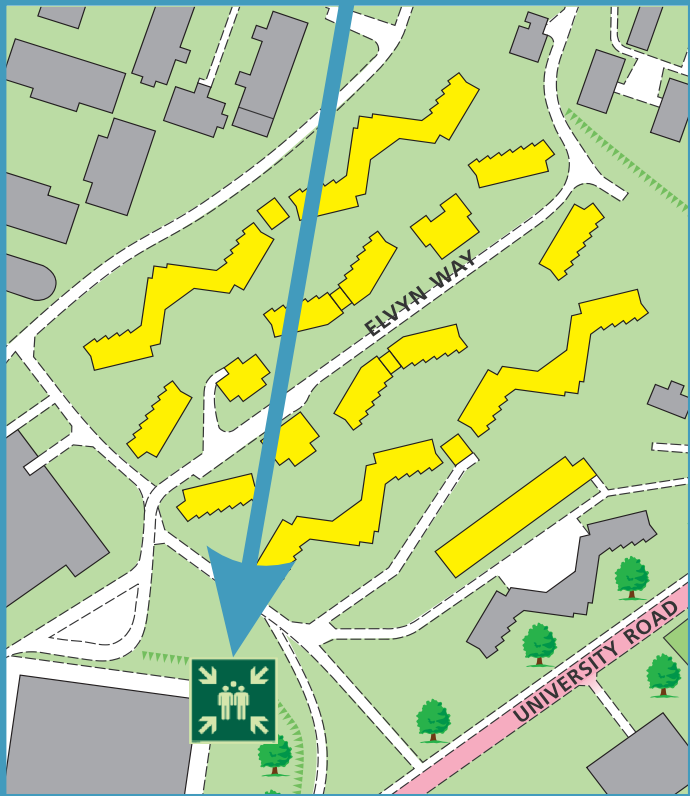


When alarm is given - do not panic, do  
not run.  
Leave the building following the fire  
emergency exit signs.



Do not re-enter the building unless told  
to do so by the Fire Marshall, Warden or  
Fire Service.

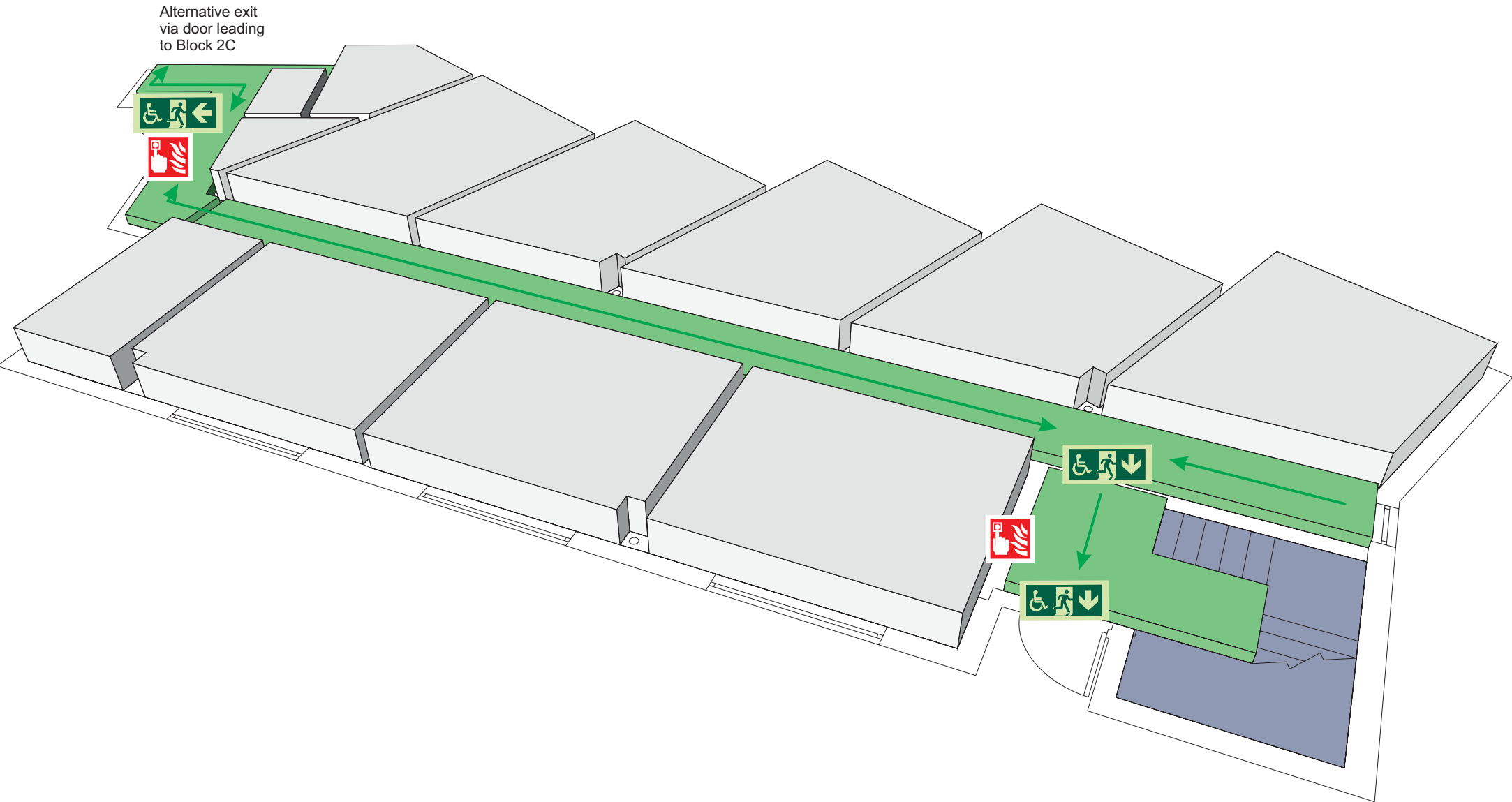
ASSEMBLY POINT 26 IS ALLOCATED TO THE  
BUILDINGS SHOWN IN YELLOW



The Deaf Alert system is installed in the building.  
Please contact the University Fire Officer on **01509 222182** for further advice.

simplydesignsolutions

## Telford Block 2B Ground Floor



Fire alarm  
Call point



Fire exit



Wheelchair  
accessible exit



Fire escape route



Assembly point



Safe refuge



Evac lift



Evac coms



Non evac coms

Loughborough  
University

# FIRE ESCAPE PLAN

## LOUGHBOROUGH UNIVERSITY FIRE INSTRUCTIONS

### ANY PERSON DISCOVERING A FIRE



Sound the alarm.  
Operate the nearest fire alarm call point.



Telephone Security on the emergency  
number 0800 526966.



Do not attack fire with extinguisher  
unless trained to do so.

### ON HEARING THE ALARM



Evacuate building and go to assembly  
point.  
Your assembly point is:-

**Assembly Point 26**

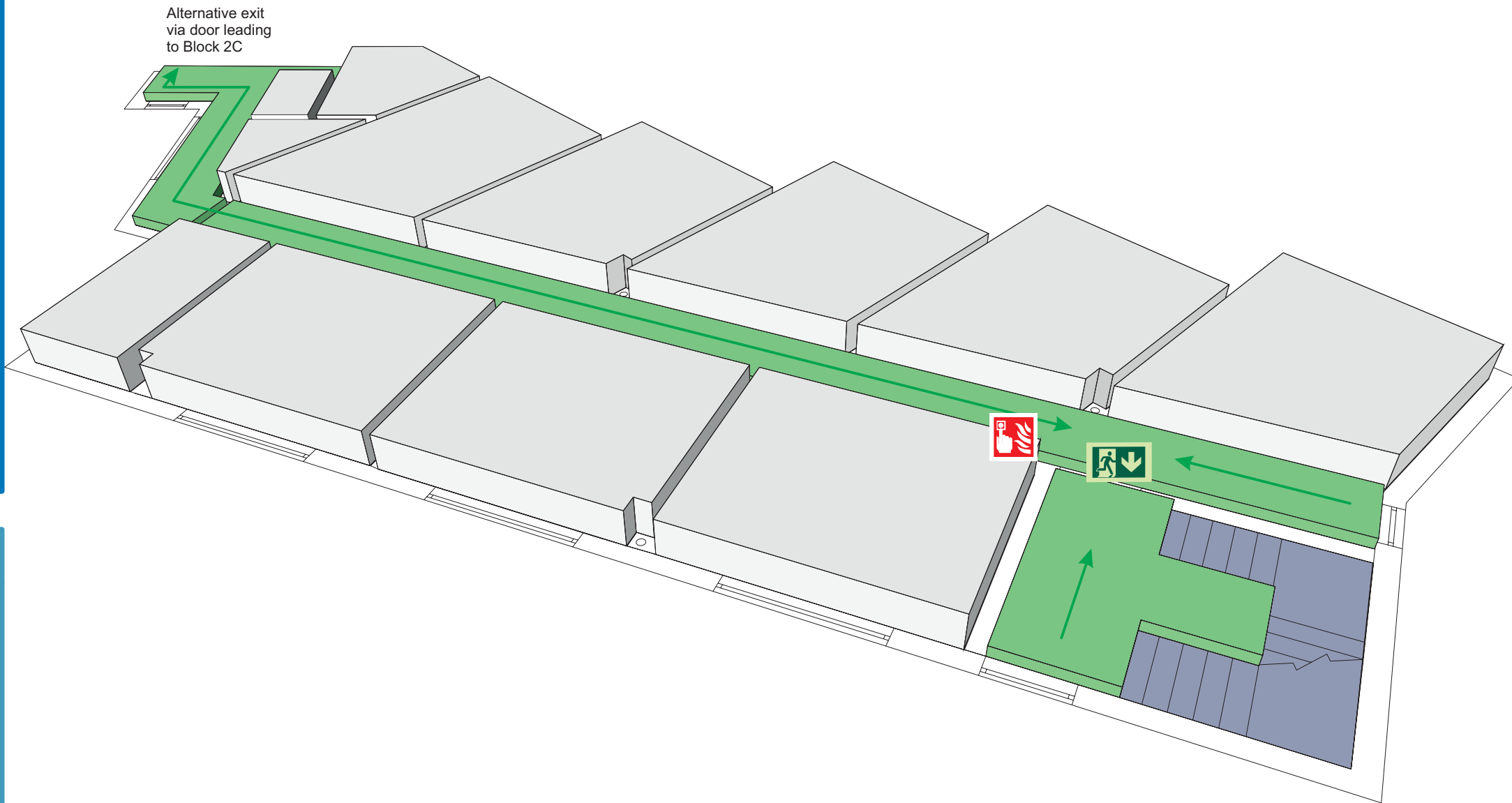
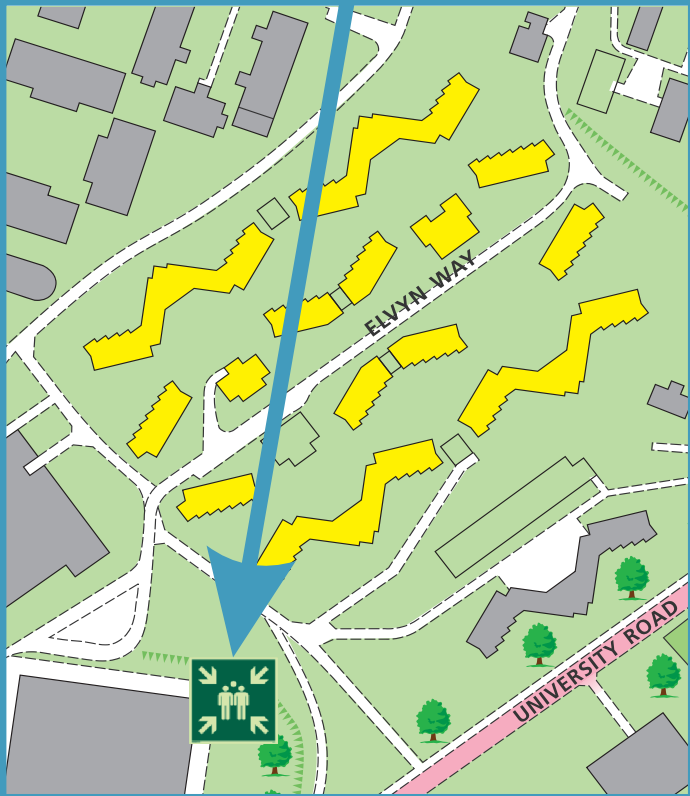


When alarm is given - do not panic, do  
not run.  
Leave the building following the fire  
emergency exit signs.



Do not re-enter the building unless told  
to do so by the Fire Marshall, Warden or  
Fire Service.

ASSEMBLY POINT 26 IS ALLOCATED TO THE  
BUILDINGS SHOWN IN YELLOW



The Deaf Alert system is installed in the building.  
Please contact the University Fire Officer on **01509 222182** for further advice.

simplydesignsolutions

## Telford Block 2B First Floor



Fire alarm  
Call point



Fire exit



Wheelchair  
accessible exit



Fire escape route



Assembly point



Safe refuge



Evac lift



Evac coms



Non evac coms

Loughborough  
University

# FIRE ESCAPE PLAN

## LOUGHBOROUGH UNIVERSITY FIRE INSTRUCTIONS

### ANY PERSON DISCOVERING A FIRE



Sound the alarm.  
Operate the nearest fire alarm call point.



Telephone Security on the emergency  
number 0800 526966.



Do not attack fire with extinguisher  
unless trained to do so.

### ON HEARING THE ALARM



Evacuate building and go to assembly  
point.  
Your assembly point is:-

**Assembly Point 26**

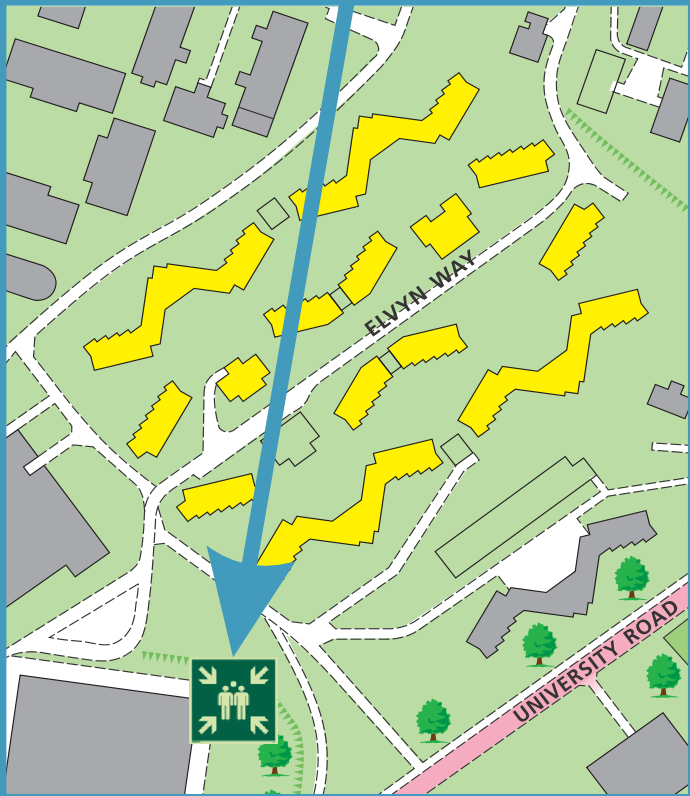


When alarm is given - do not panic, do  
not run.  
Leave the building following the fire  
emergency exit signs.



Do not re-enter the building unless told  
to do so by the Fire Marshall, Warden or  
Fire Service.

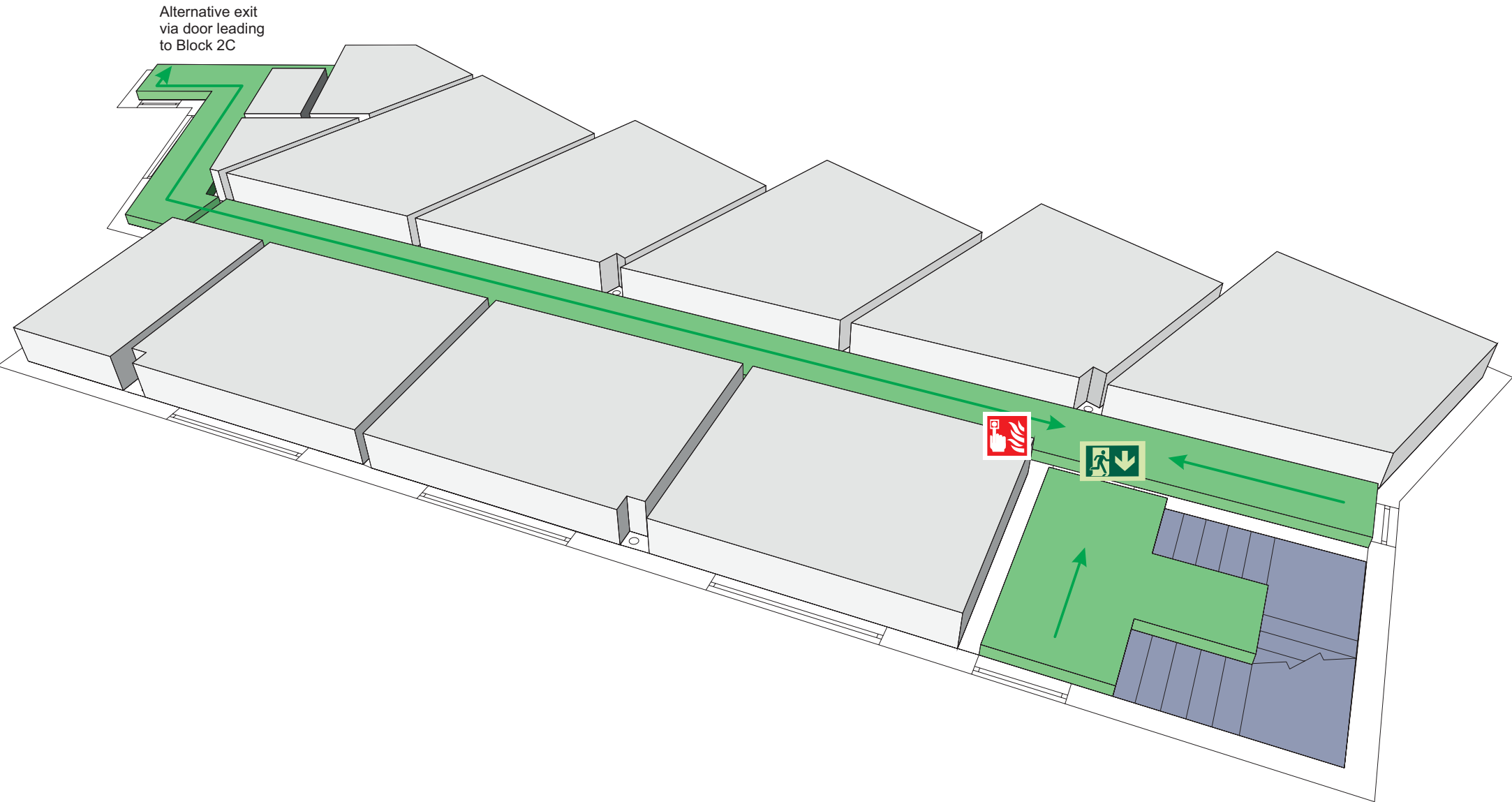
ASSEMBLY POINT 26 IS ALLOCATED TO THE  
BUILDINGS SHOWN IN YELLOW



The Deaf Alert system is installed in the building.  
Please contact the University Fire Officer on **01509 222182** for further advice.

simplydesignsolutions

## Telford Block 2B Second Floor



Fire alarm  
Call point



Fire exit



Wheelchair  
accessible exit



Fire escape route



Assembly point



Safe refuge



Evac lift



Evac coms



Non evac coms

Loughborough  
University



## Telford Block 2C

LAST UPDATED December 2016

### Purpose:

The purpose of a Generic Emergency Evacuation Plan (GEEP) is to enable visitors to the building with restricted mobility or those who may not be able to evacuate unaided to become familiar with the layout, evacuation procedures, available equipment and communication devices.

If you feel that this document does not provide you with sufficient information or that you require further assistance, please contact the Loughborough University Fire Officer on 01509 222182.

### The building:

Telford Block 2C building comprises of 3 floors.  
Several accessible fire exits are available at ground level.

### Action required on hearing the fire alarm:

If able, you should leave the building immediately by the nearest fire exit (see attached floor plan) and report to the assigned assembly point for the building.

### Other recommendations:

It is recommended that all visitors to the Telford Block 2C building should familiarise themselves with the fire alarm signals and floor layout. Floor plans and evacuation equipment locations have been provided with this document.

### Equipment provided:

Accessible fire exits are available on the ground floor of the building.



The Deaf Alerter system is installed in this building. If you would like access to a Deaf Alerter Pager, please contact the University Fire Officer on 01509 222182.



YOUR ASSEMBLY POINT IS:

Fire Assembly Point 26

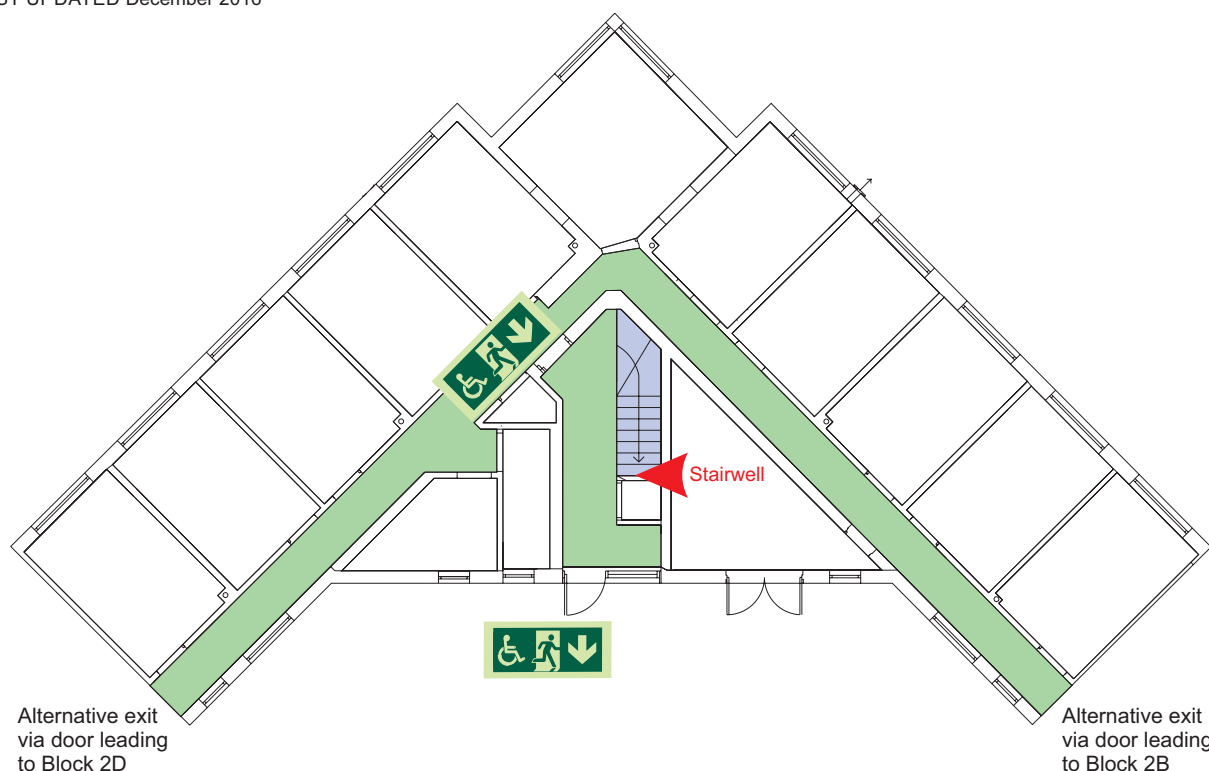


# Generic Emergency Evacuation Plan

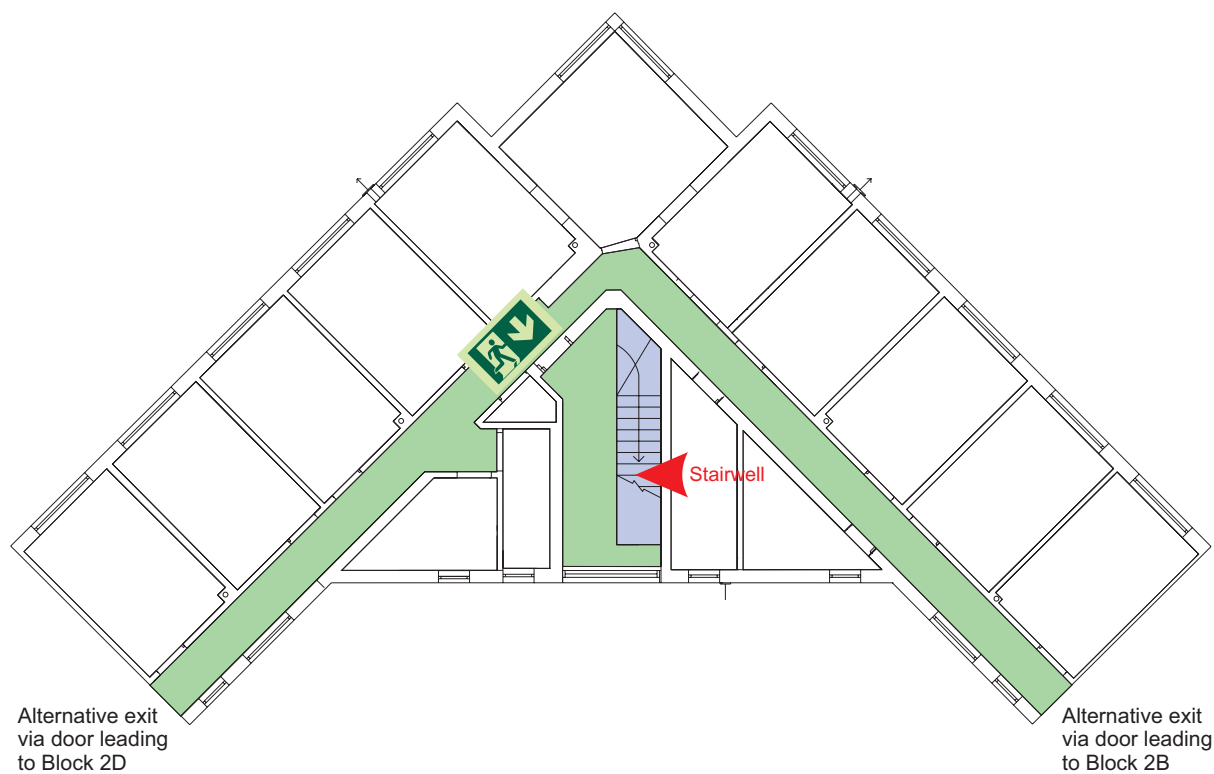
Loughborough  
University

## Telford Block 2C

LAST UPDATED December 2016



Ground



First



Accessible final exit



Evacuation lift



Safe refuge



Evacuation  
coms



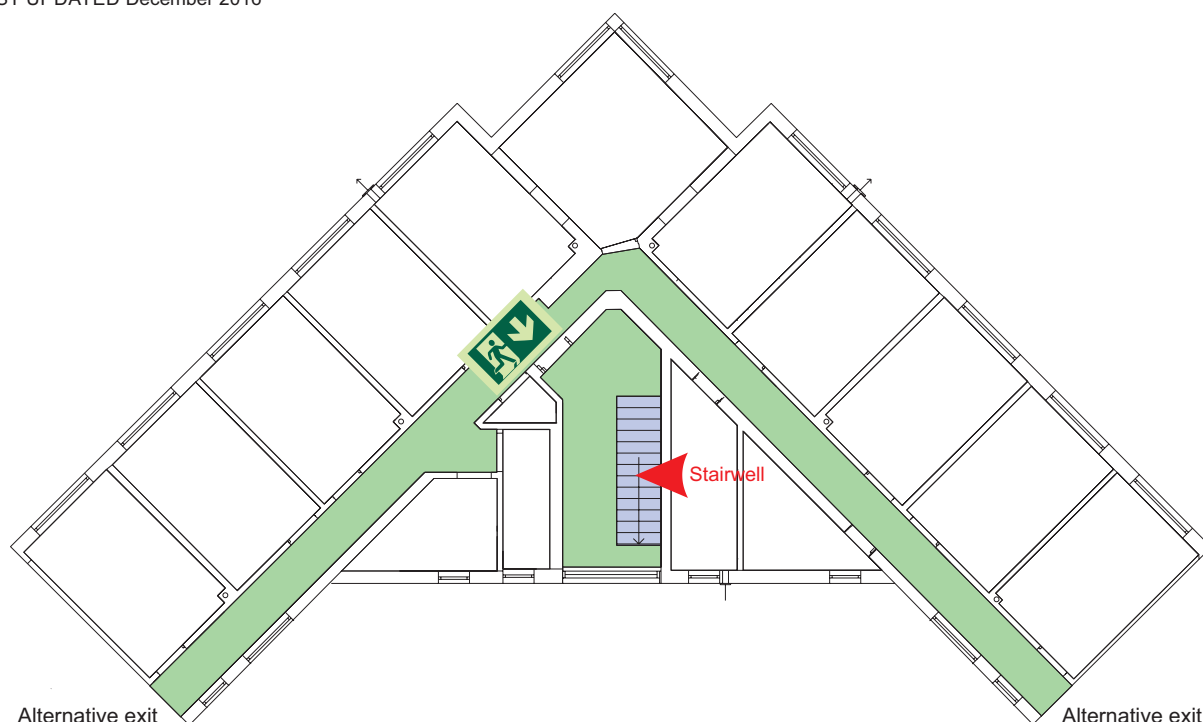
Non  
evacuation  
lift

# Generic Emergency Evacuation Plan

Loughborough  
University

## Telford Block 2C

LAST UPDATED December 2016



Second



Accessible final exit



Evacuation lift



Safe refuge



Evacuation  
coms



Non  
evacuation  
lift

# FIRE ESCAPE PLAN

## LOUGHBOROUGH UNIVERSITY FIRE INSTRUCTIONS

### ANY PERSON DISCOVERING A FIRE



Sound the alarm.  
Operate the nearest fire alarm call point.



Telephone Security on the emergency  
number 0800 526966.



Do not attack fire with extinguisher  
unless trained to do so.

### ON HEARING THE ALARM



Evacuate building and go to assembly  
point.  
Your assembly point is:-

**Assembly Point 26**

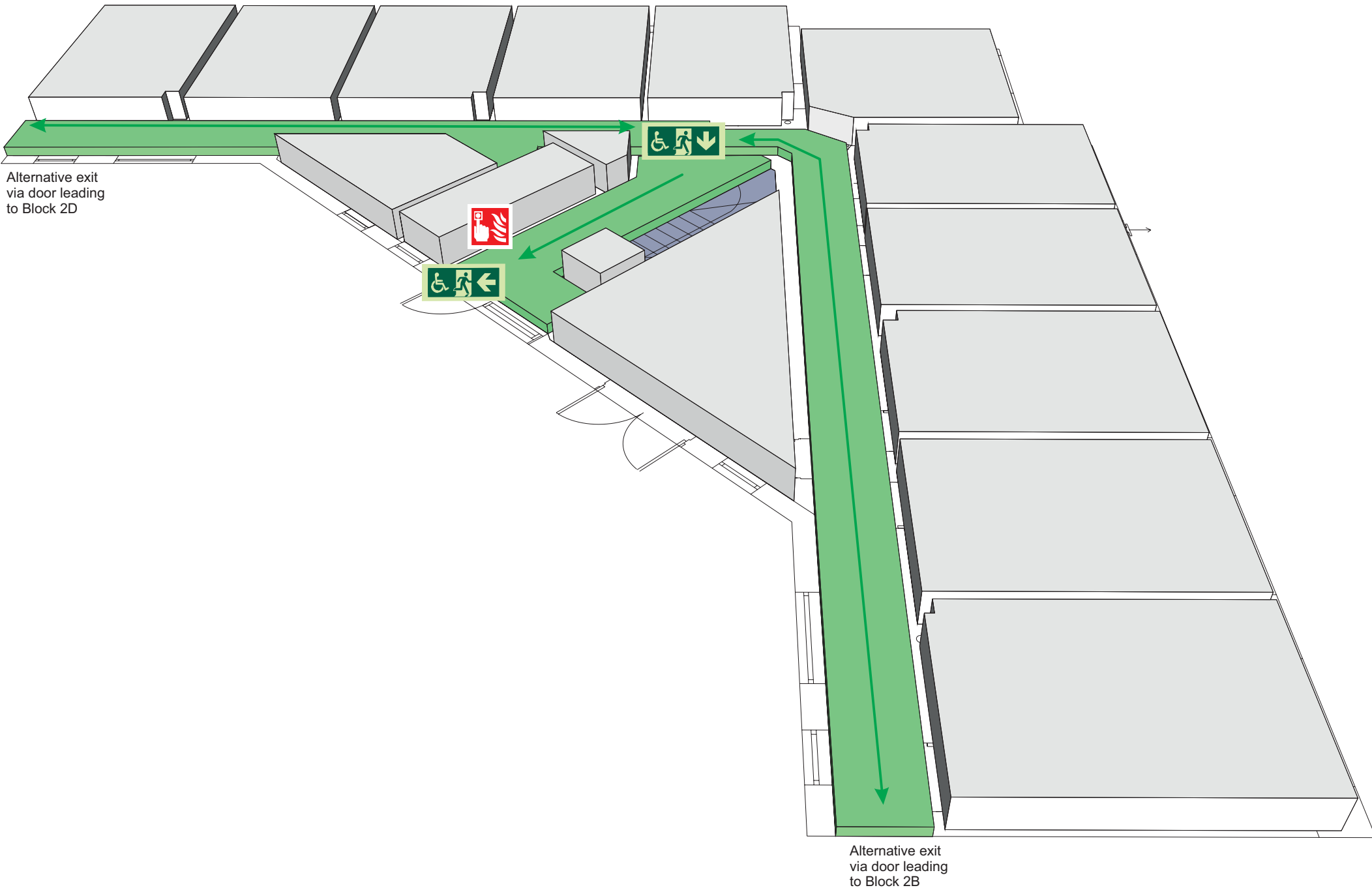
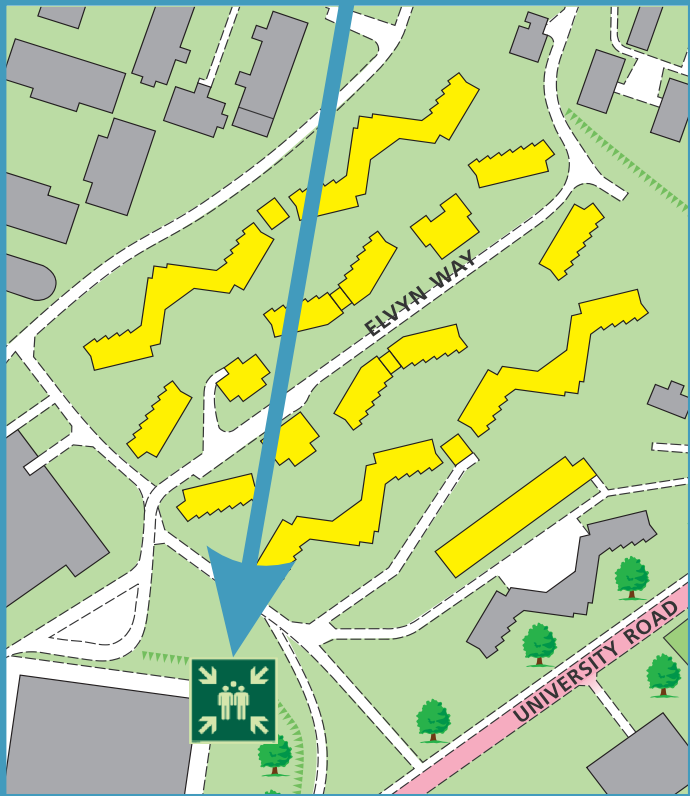


When alarm is given - do not panic, do  
not run.  
Leave the building following the fire  
emergency exit signs.



Do not re-enter the building unless told  
to do so by the Fire Marshall, Warden or  
Fire Service.

ASSEMBLY POINT 26 IS ALLOCATED TO THE  
BUILDINGS SHOWN IN YELLOW



The Deaf Alert system is installed in the building.  
Please contact the University Fire Officer on **01509 222182** for further advice.

simplydesignsolutions

## Telford Block 2C Ground Floor



Fire alarm  
Call point



Fire exit



Wheelchair  
accessible exit



Fire escape route



Assembly point



Safe refuge



Evac lift



Evac coms



Non evac coms

Loughborough  
University

# FIRE ESCAPE PLAN

## LOUGHBOROUGH UNIVERSITY FIRE INSTRUCTIONS

### ANY PERSON DISCOVERING A FIRE



Sound the alarm.  
Operate the nearest fire alarm call point.



Telephone Security on the emergency  
number 0800 526966.



Do not attack fire with extinguisher  
unless trained to do so.

### ON HEARING THE ALARM



Evacuate building and go to assembly  
point.  
Your assembly point is:-

**Assembly Point 26**

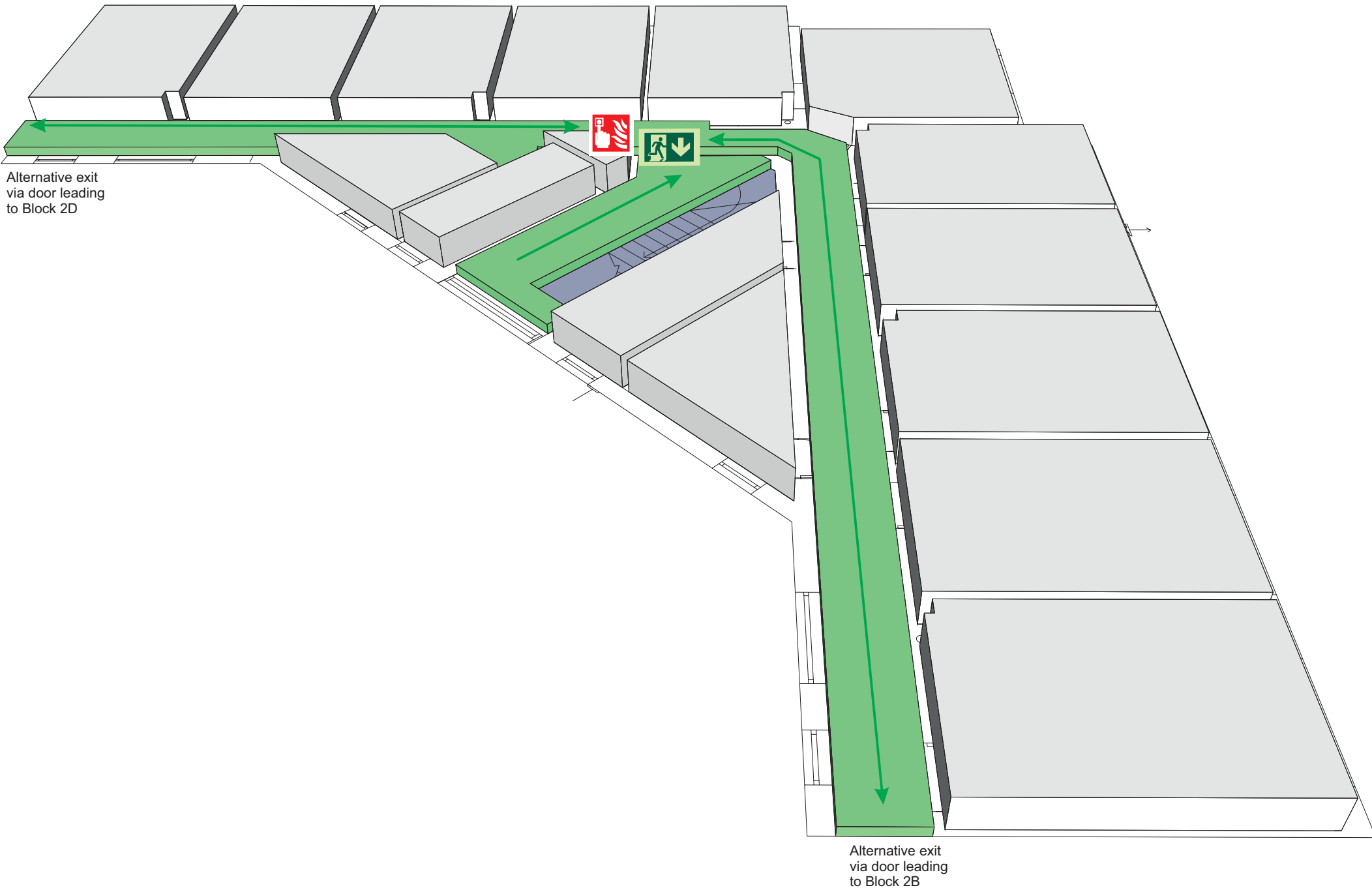
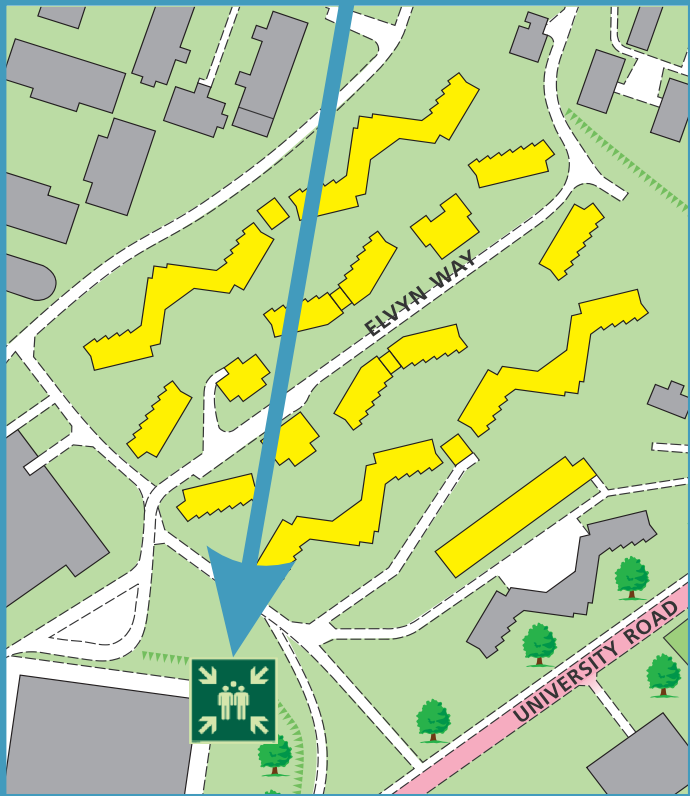


When alarm is given - do not panic, do  
not run.  
Leave the building following the fire  
emergency exit signs.



Do not re-enter the building unless told  
to do so by the Fire Marshall, Warden or  
Fire Service.

ASSEMBLY POINT 26 IS ALLOCATED TO THE  
BUILDINGS SHOWN IN YELLOW



The Deaf Alert system is installed in the building.  
Please contact the University Fire Officer on **01509 222182** for further advice.

simplydesignsolutions

## Telford Block 2C First Floor



Fire alarm  
Call point



Fire exit



Wheelchair  
accessible exit



Fire escape route



Assembly point



Safe refuge



Evac lift



Evac coms



Non evac coms

Loughborough  
University

# FIRE ESCAPE PLAN

## LOUGHBOROUGH UNIVERSITY FIRE INSTRUCTIONS

### ANY PERSON DISCOVERING A FIRE



Sound the alarm.  
Operate the nearest fire alarm call point.



Telephone Security on the emergency  
number 0800 526966.



Do not attack fire with extinguisher  
unless trained to do so.

### ON HEARING THE ALARM



Evacuate building and go to assembly  
point.  
Your assembly point is:-

**Assembly Point 26**

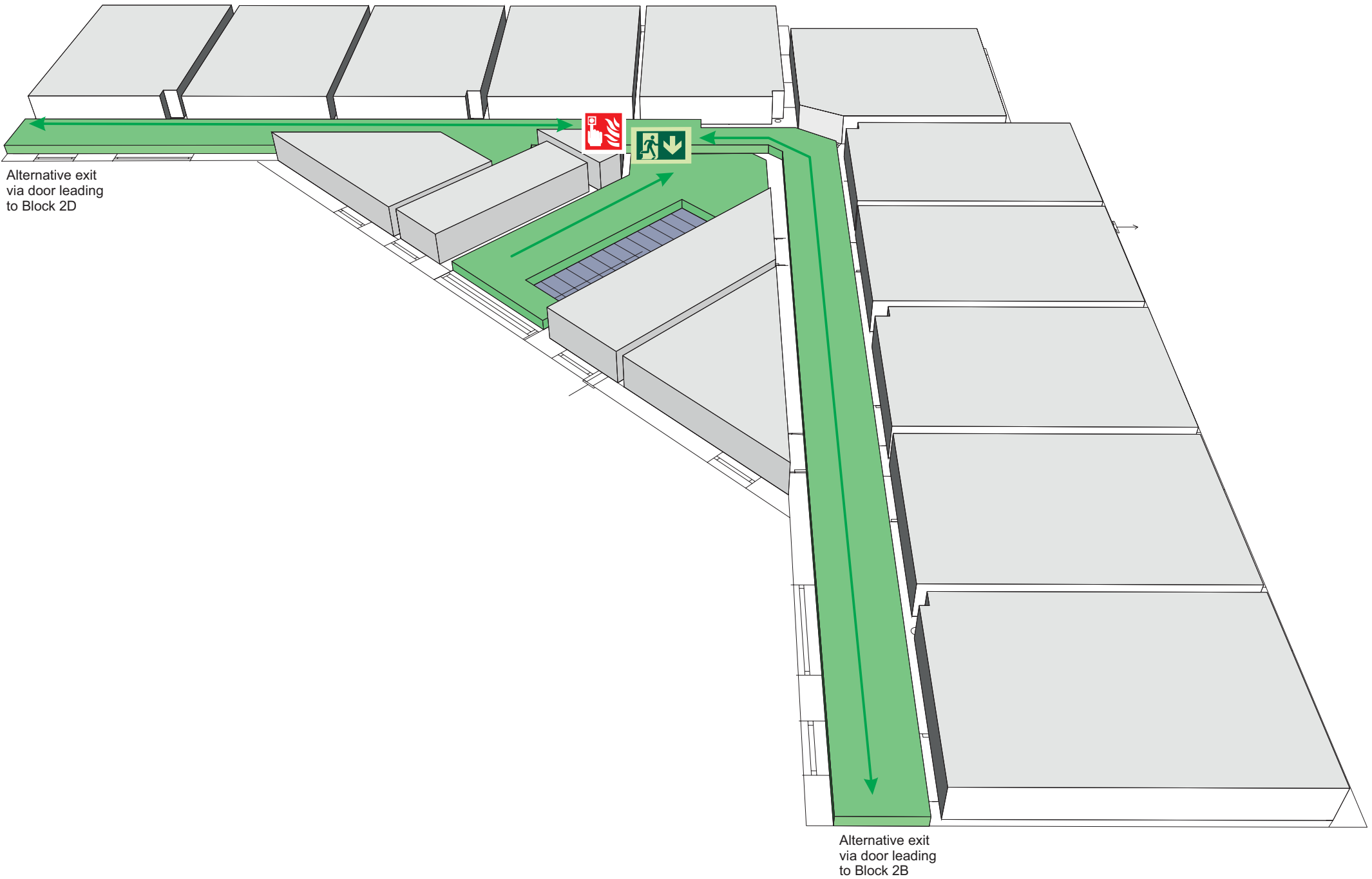
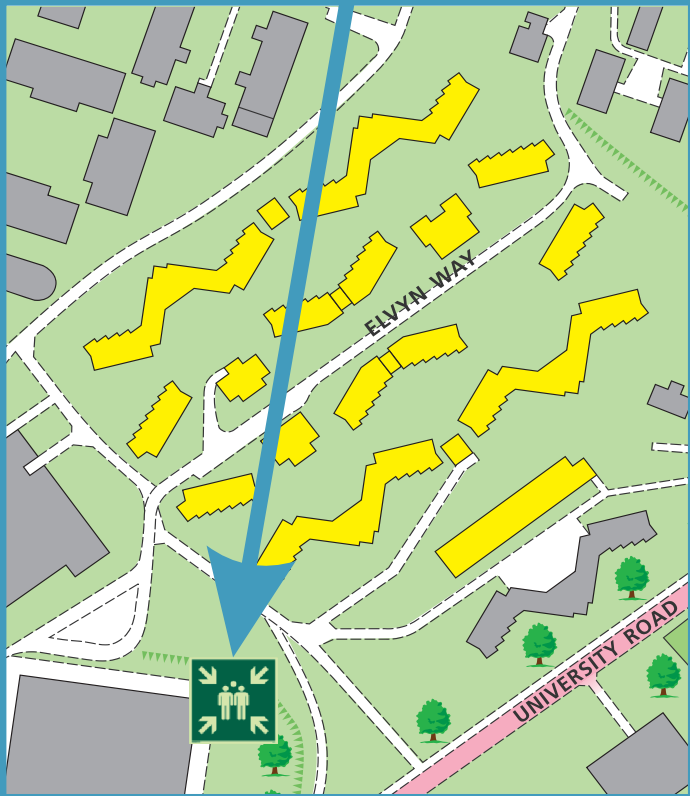


When alarm is given - do not panic, do  
not run.  
Leave the building following the fire  
emergency exit signs.



Do not re-enter the building unless told  
to do so by the Fire Marshall, Warden or  
Fire Service.

ASSEMBLY POINT 26 IS ALLOCATED TO THE  
BUILDINGS SHOWN IN YELLOW



The Deaf Alert system is installed in the building.  
Please contact the University Fire Officer on **01509 222182** for further advice.

simplydesignsolutions

## Telford Block 2C Second Floor



Fire alarm  
Call point



Fire exit



Wheelchair  
accessible exit



Fire escape route



Assembly point



Safe refuge



Evac lift



Evac coms



Non evac coms

Loughborough  
University

## Telford Block 2D

LAST UPDATED December 2016

### **Purpose:**

The purpose of a Generic Emergency Evacuation Plan (GEEP) is to enable visitors to the building with restricted mobility or those who may not be able to evacuate unaided to become familiar with the layout, evacuation procedures, available equipment and communication devices.

If you feel that this document does not provide you with sufficient information or that you require further assistance, please contact the Loughborough University Fire Officer on 01509 222182.

### **The building:**

Telford Block 2D building comprises of 3 floors.  
Several accessible fire exits are available at ground level.

### **Action required on hearing the fire alarm:**

If able, you should leave the building immediately by the nearest fire exit (see attached floor plan) and report to the assigned assembly point for the building.

### **Other recommendations:**

It is recommended that all visitors to the Telford Block 2D building should familiarise themselves with the fire alarm signals and floor layout. Floor plans and evacuation equipment locations have been provided with this document.

### **Equipment provided:**

Accessible fire exits are available on the ground floor of the building.



The Deaf Alerter system is installed in this building. If you would like access to a Deaf Alerter Pager, please contact the University Fire Officer on 01509 222182.



YOUR ASSEMBLY POINT IS:

Fire Assembly Point 26

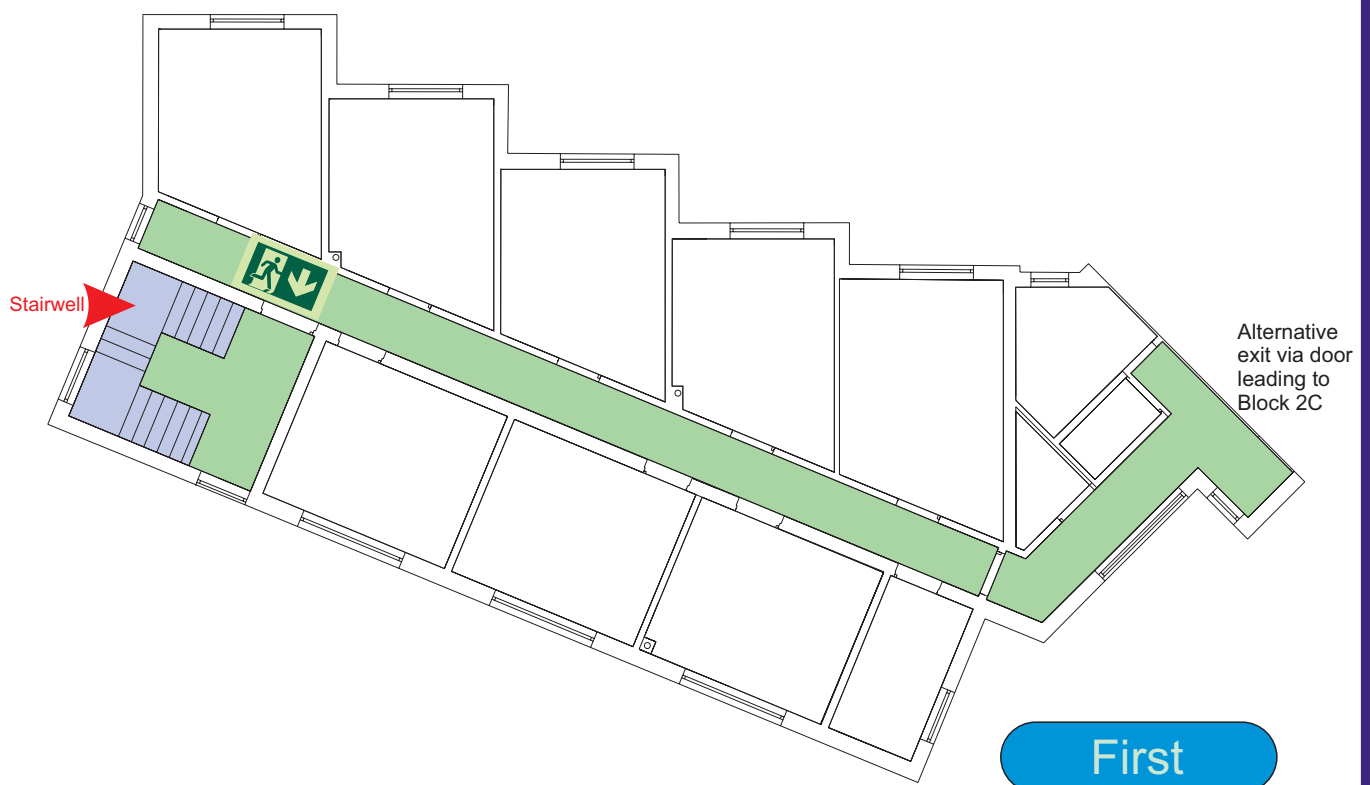
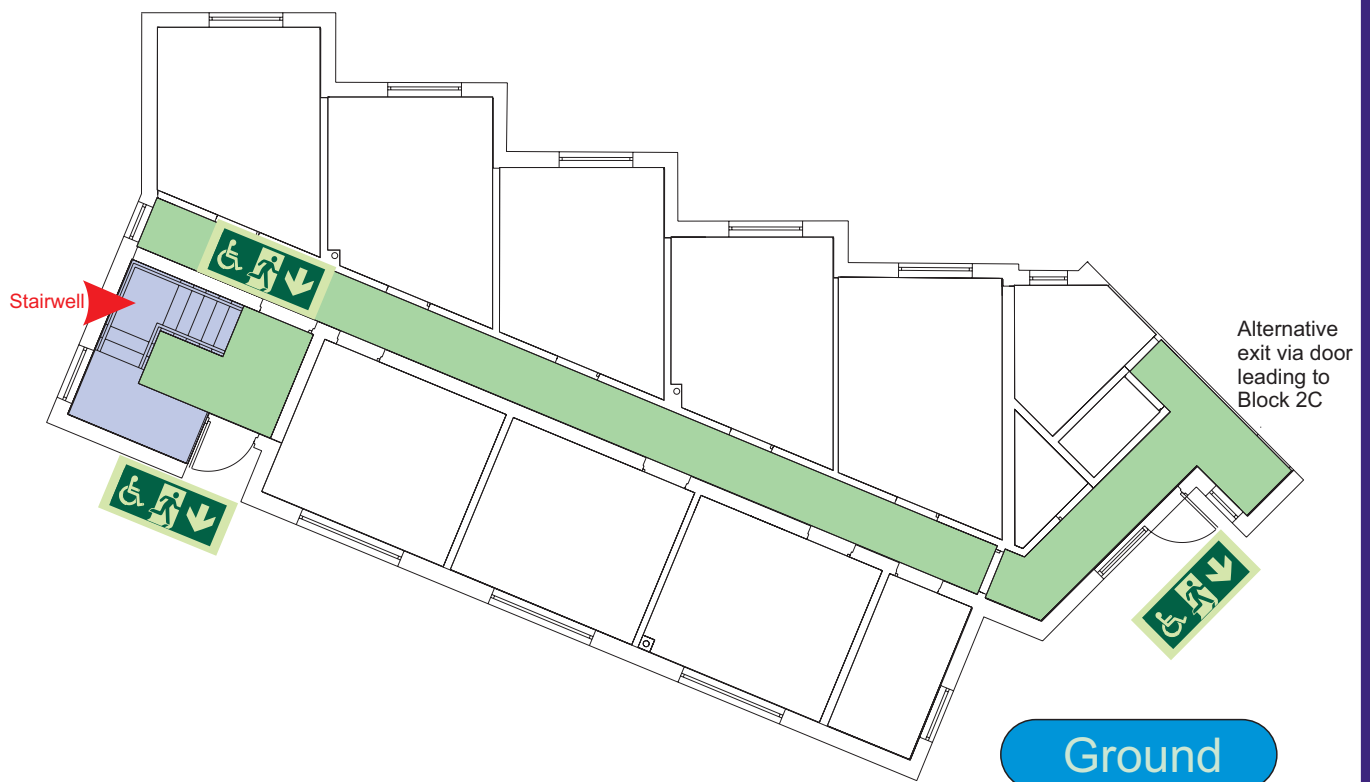


# Generic Emergency Evacuation Plan

Loughborough  
University

## Telford Block 2D

LAST UPDATED December 2016



Accessible final exit



Evacuation lift



Safe refuge



Evacuation  
coms



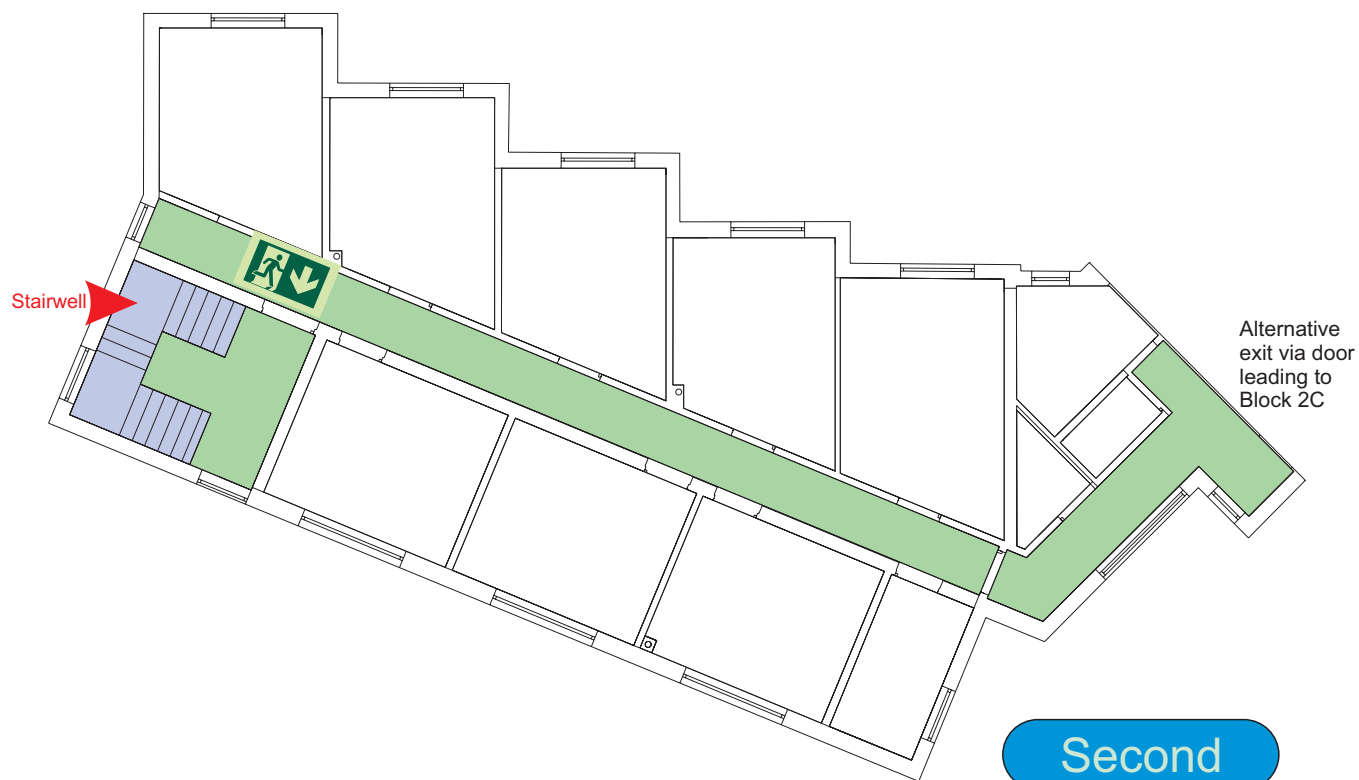
Non  
evacuation  
lift

# Generic Emergency Evacuation Plan

Loughborough  
University

## Telford Block 2D

LAST UPDATED December 2016



Accessible final exit



Evacuation lift



Safe refuge



Evacuation  
coms



Non  
evacuation  
lift

# FIRE ESCAPE PLAN

## LOUGHBOROUGH UNIVERSITY FIRE INSTRUCTIONS

### ANY PERSON DISCOVERING A FIRE



Sound the alarm.  
Operate the nearest fire alarm call point.



Telephone Security on the emergency  
number 0800 526966.



Do not attack fire with extinguisher  
unless trained to do so.

### ON HEARING THE ALARM



Evacuate building and go to assembly  
point.  
Your assembly point is:-

**Assembly Point 26**

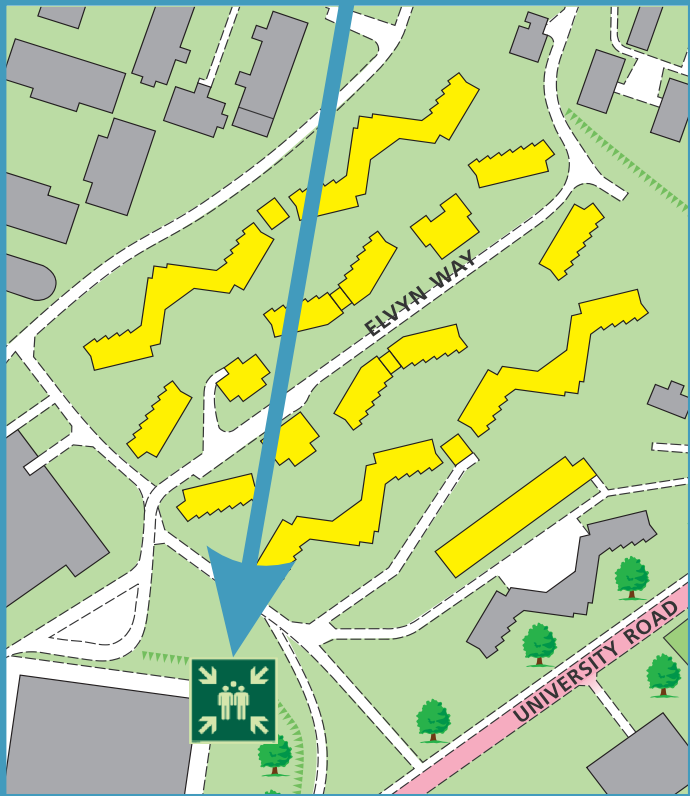


When alarm is given - do not panic, do  
not run.  
Leave the building following the fire  
emergency exit signs.



Do not re-enter the building unless told  
to do so by the Fire Marshall, Warden or  
Fire Service.

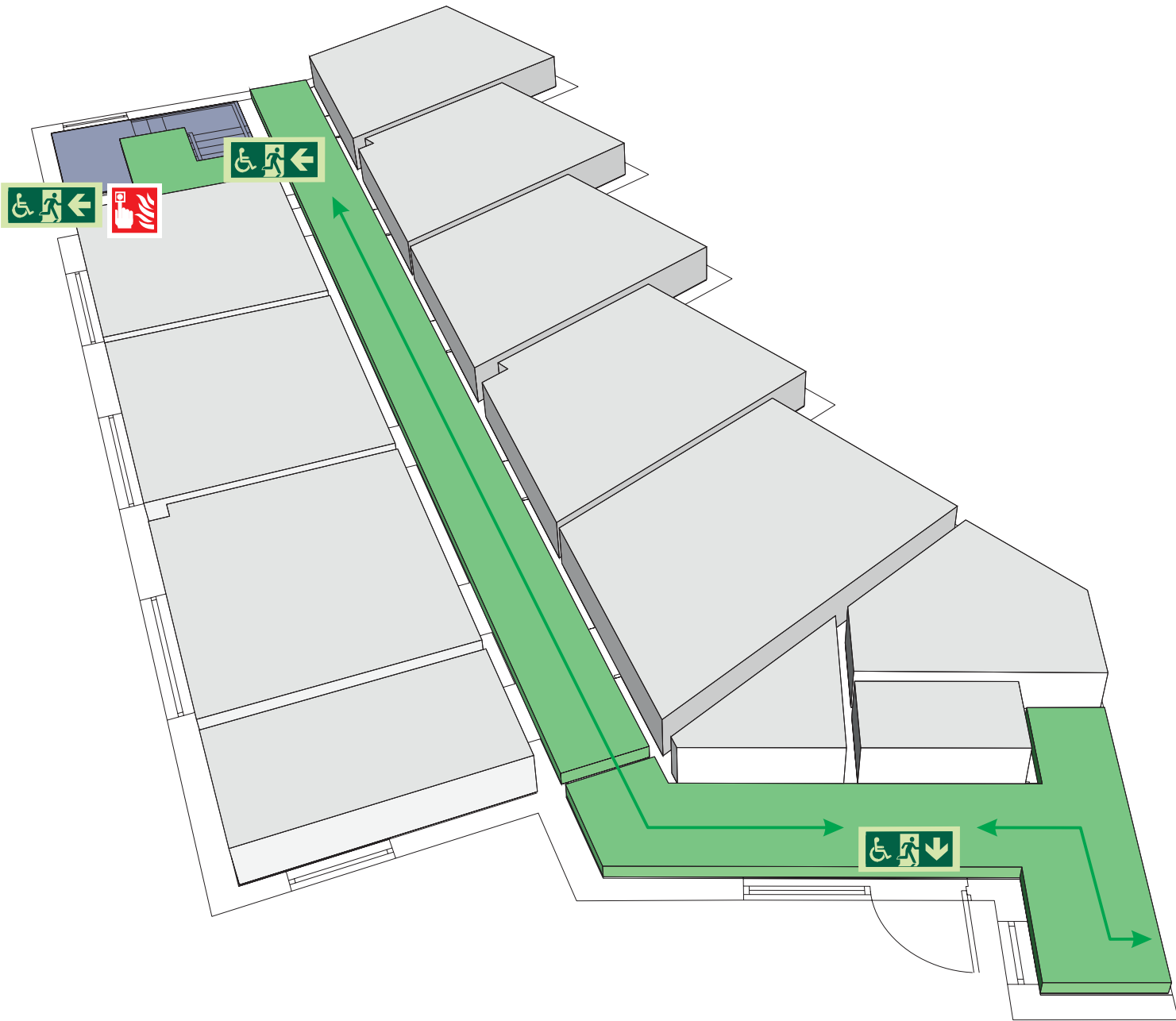
ASSEMBLY POINT 26 IS ALLOCATED TO THE  
BUILDINGS SHOWN IN YELLOW



The Deaf Alert system is installed in the building.  
Please contact the University Fire Officer on **01509 222182** for further advice.

simplydesignsolutions

## Telford Block 2D Ground Floor



Alternative exit  
via door leading  
to Block 2C



Fire alarm  
Call point



Fire exit



Wheelchair  
accessible exit



Fire escape route



Assembly point



Safe refuge



Evac lift



Evac coms



Non evac coms

Loughborough  
University

# FIRE ESCAPE PLAN

## LOUGHBOROUGH UNIVERSITY FIRE INSTRUCTIONS

### ANY PERSON DISCOVERING A FIRE



Sound the alarm.  
Operate the nearest fire alarm call point.



Telephone Security on the emergency  
number 0800 526966.



Do not attack fire with extinguisher  
unless trained to do so.

### ON HEARING THE ALARM



Evacuate building and go to assembly  
point.  
Your assembly point is:-

**Assembly Point 26**

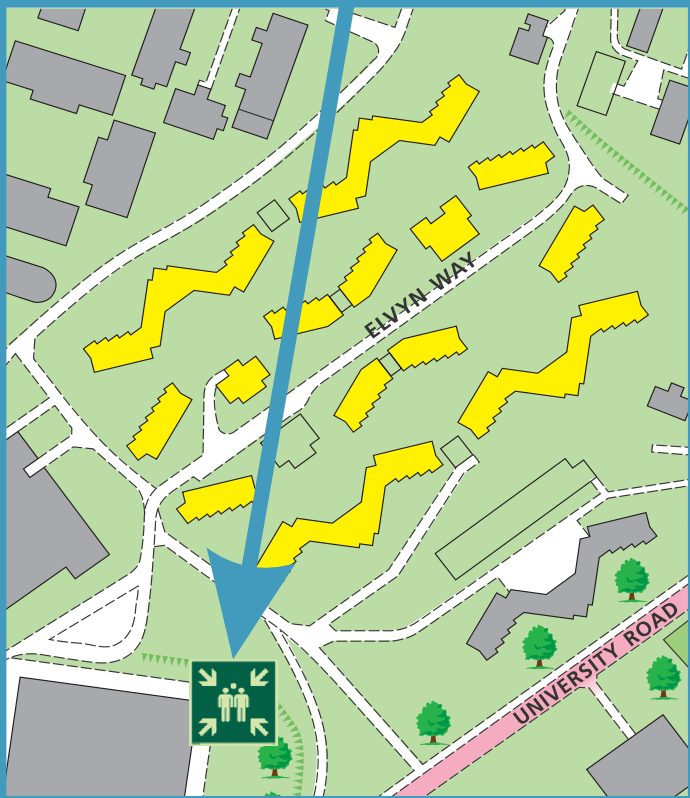


When alarm is given - do not panic, do  
not run.  
Leave the building following the fire  
emergency exit signs.



Do not re-enter the building unless told  
to do so by the Fire Marshall, Warden or  
Fire Service.

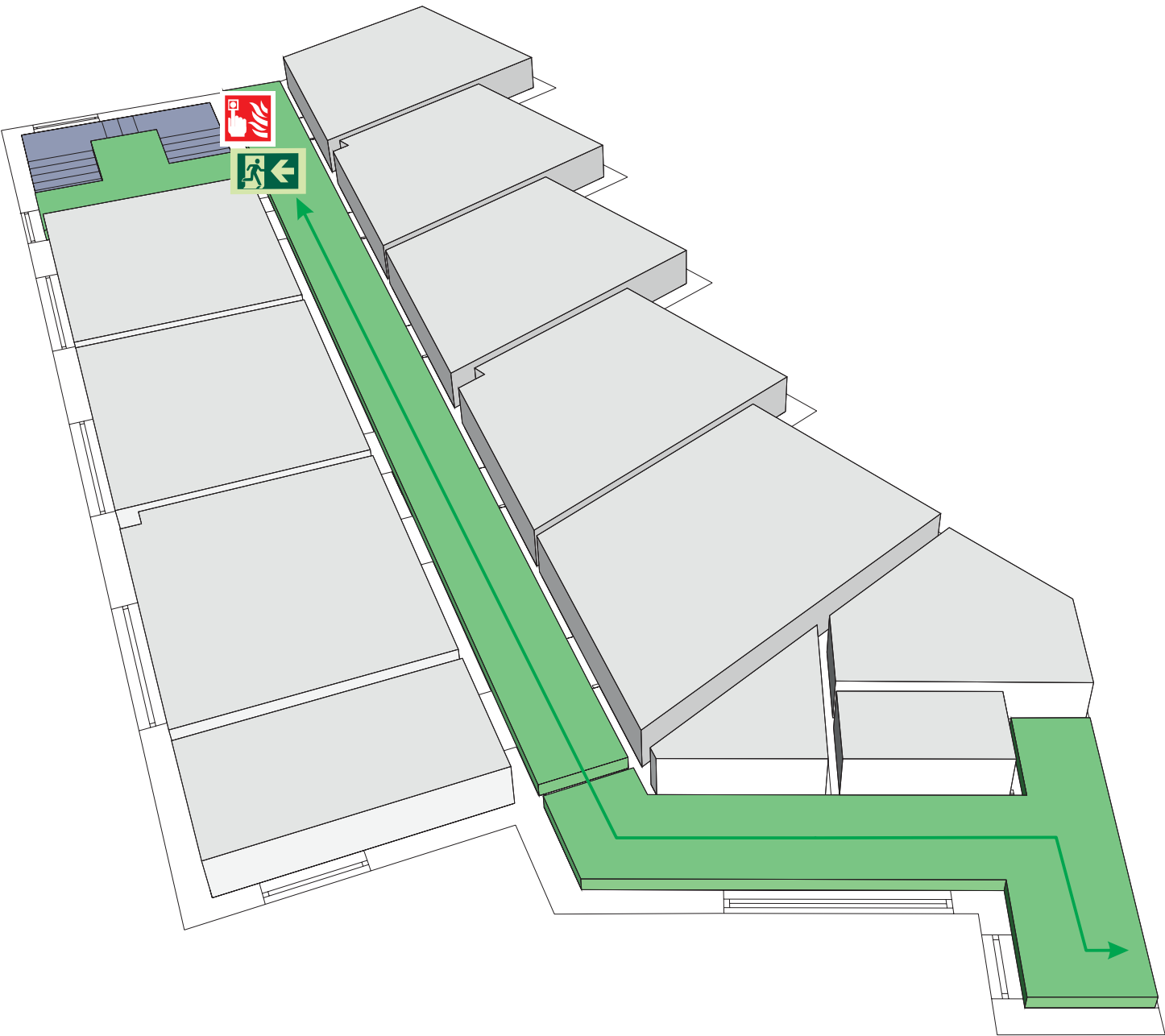
ASSEMBLY POINT 26 IS ALLOCATED TO THE  
BUILDINGS SHOWN IN YELLOW



The Deaf Alert system is installed in the building.  
Please contact the University Fire Officer on **01509 222182** for further advice.

simplydesignsolutions

## Telford Block 2D First Floor



Alternative exit  
via door leading  
to Block 2C



Fire alarm  
Call point



Fire exit



Wheelchair  
accessible exit



Fire escape route



Assembly point



Safe refuge



Evac lift



Evac coms



Non evac coms

Loughborough  
University

# FIRE ESCAPE PLAN

## LOUGHBOROUGH UNIVERSITY FIRE INSTRUCTIONS

### ANY PERSON DISCOVERING A FIRE



Sound the alarm.  
Operate the nearest fire alarm call point.



Telephone Security on the emergency  
number 0800 526966.



Do not attack fire with extinguisher  
unless trained to do so.

### ON HEARING THE ALARM



Evacuate building and go to assembly  
point.  
Your assembly point is:-

**Assembly Point 26**

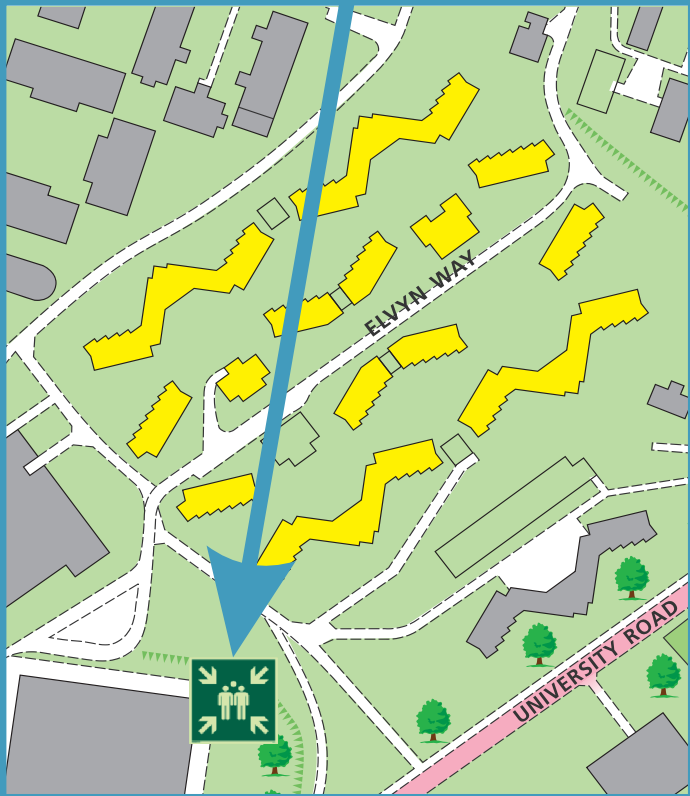


When alarm is given - do not panic, do  
not run.  
Leave the building following the fire  
emergency exit signs.



Do not re-enter the building unless told  
to do so by the Fire Marshall, Warden or  
Fire Service.

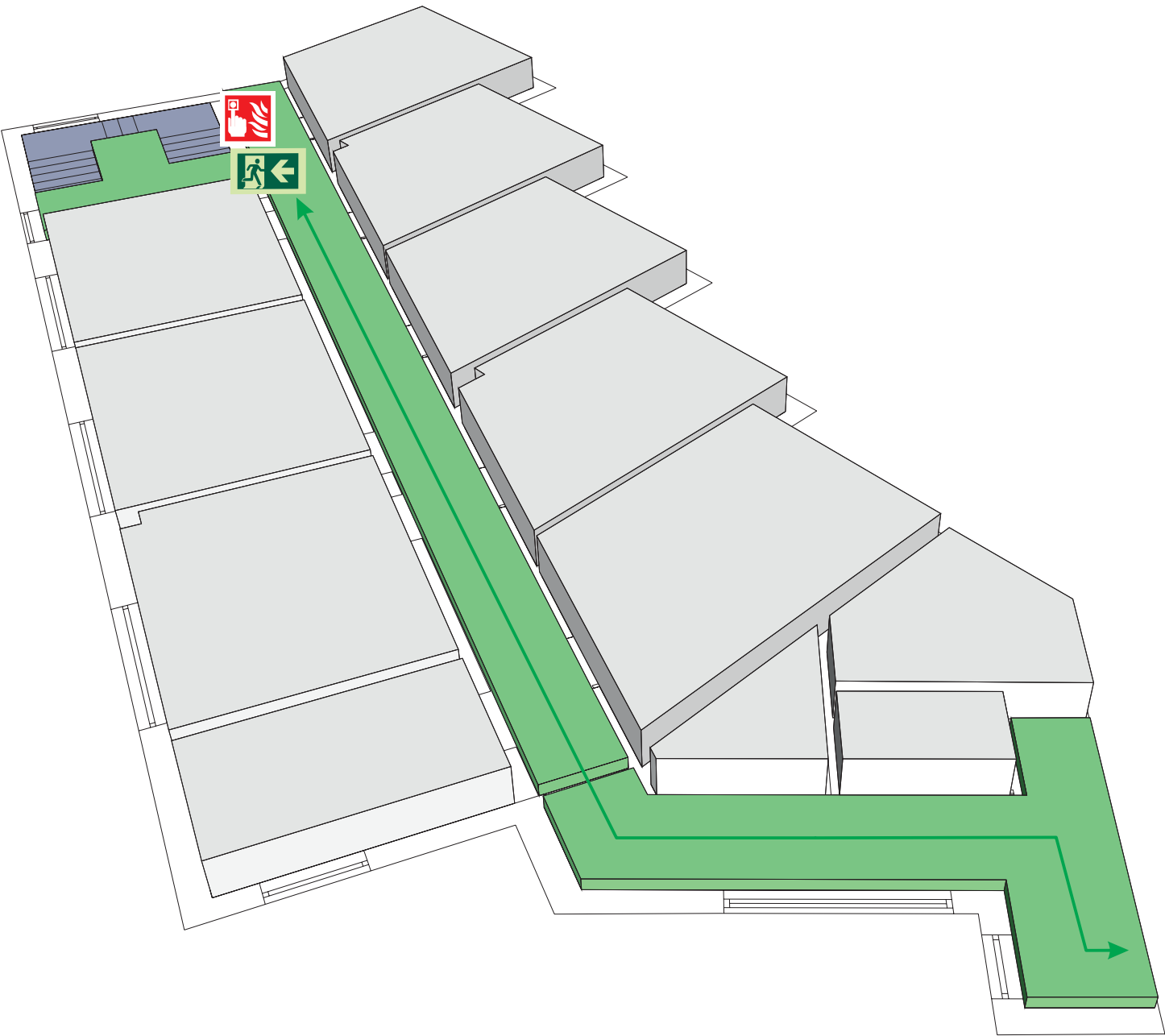
ASSEMBLY POINT 26 IS ALLOCATED TO THE  
BUILDINGS SHOWN IN YELLOW



The Deaf Alert system is installed in the building.  
Please contact the University Fire Officer on **01509 222182** for further advice.

simplydesignsolutions

## Telford Block 2D Second Floor



Alternative exit  
via door leading  
to Block 2C



Fire alarm  
Call point



Fire exit



Wheelchair  
accessible exit



Fire escape route



Assembly point



Safe refuge



Evac lift



Evac coms



Non evac coms

Loughborough  
University

## Telford Block 2E

LAST UPDATED December 2016

### **Purpose:**

The purpose of a Generic Emergency Evacuation Plan (GEEP) is to enable visitors to the building with restricted mobility or those who may not be able to evacuate unaided to become familiar with the layout, evacuation procedures, available equipment and communication devices.

If you feel that this document does not provide you with sufficient information or that you require further assistance, please contact the Loughborough University Fire Officer on 01509 222182.

### **The building:**

Telford Block 2E building comprises of 3 floors.

Several accessible fire exits are available at ground level.

### **Action required on hearing the fire alarm:**

If able, you should leave the building immediately by the nearest fire exit (see attached floor plan) and report to the assigned assembly point for the building.

### **Other recommendations:**

It is recommended that all visitors to the Telford Block 2E building should familiarise themselves with the fire alarm signals and floor layout. Floor plans and evacuation equipment locations have been provided with this document.

### **Equipment provided:**

Accessible fire exits are available on the ground floor of the building.



The Deaf Alerter system is installed in this building. If you would like access to a Deaf Alerter Pager, please contact the University Fire Officer on 01509 222182.



YOUR ASSEMBLY POINT IS:

Fire Assembly Point 26

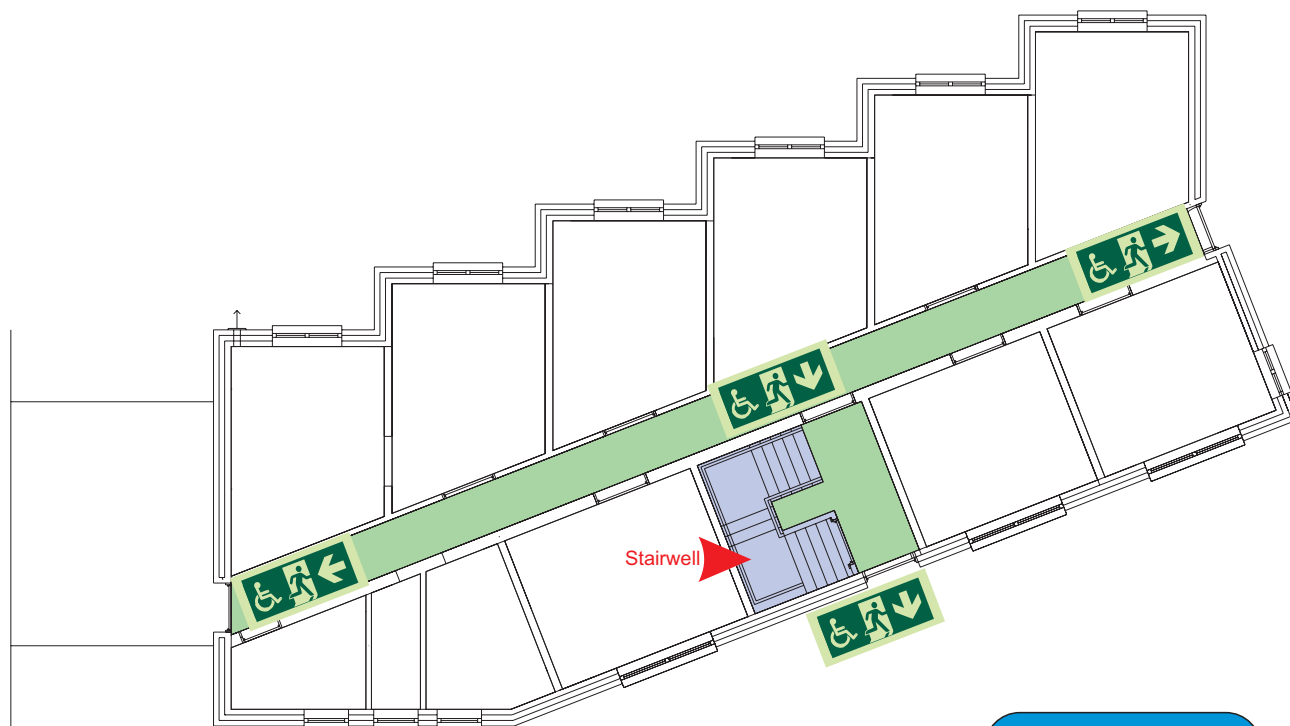


# Generic Emergency Evacuation Plan

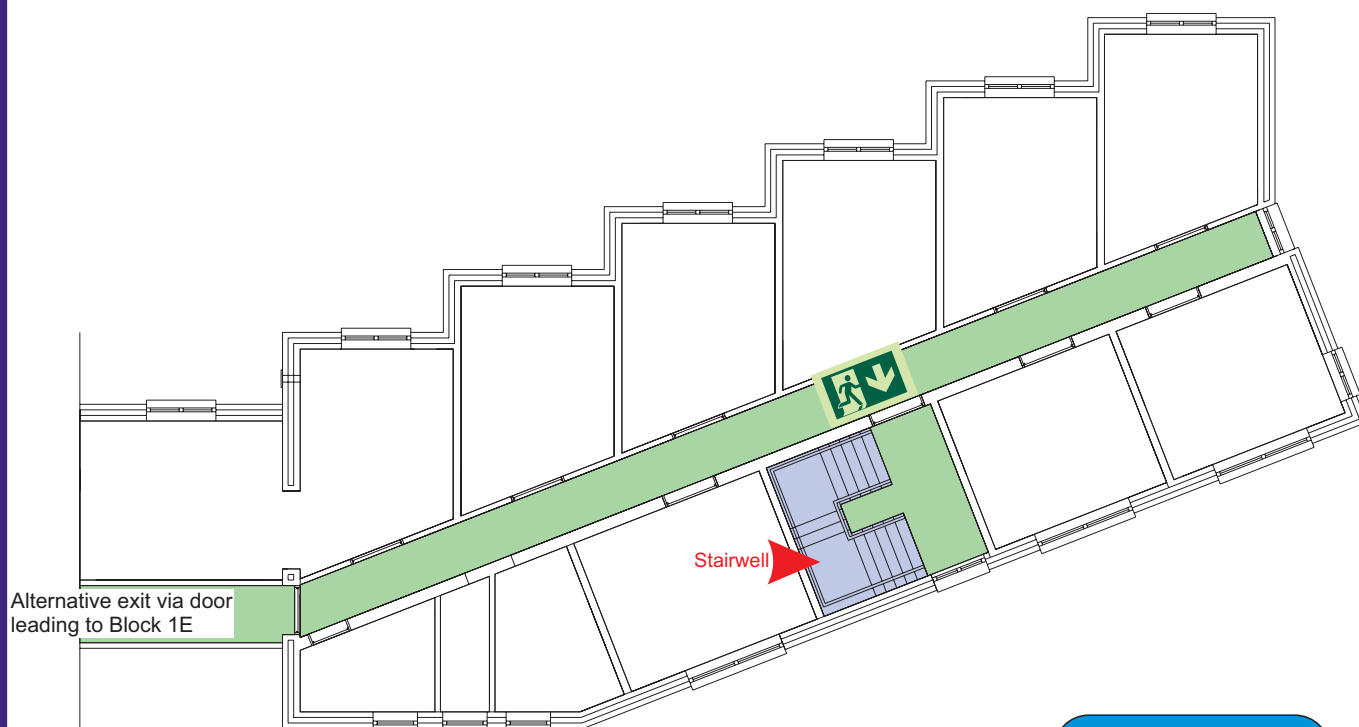
Loughborough  
University

## Telford Block 2E

LAST UPDATED December 2016



Ground



First



Accessible final exit



Evacuation lift



Safe refuge



Evacuation  
coms



Non  
evacuation  
lift

# Generic Emergency Evacuation Plan

Loughborough  
University

## Telford Block 2E

LAST UPDATED December 2016



Second



Accessible final exit



Evacuation lift



Safe refuge



Evacuation  
coms



Non  
evacuation  
lift

# FIRE ESCAPE PLAN

## LOUGHBOROUGH UNIVERSITY FIRE INSTRUCTIONS

### ANY PERSON DISCOVERING A FIRE



Sound the alarm.  
Operate the nearest fire alarm call point.



Telephone Security on the emergency  
number 0800 526966.



Do not attack fire with extinguisher  
unless trained to do so.

### ON HEARING THE ALARM



Evacuate building and go to assembly  
point.  
Your assembly point is:-

**Assembly Point 26**

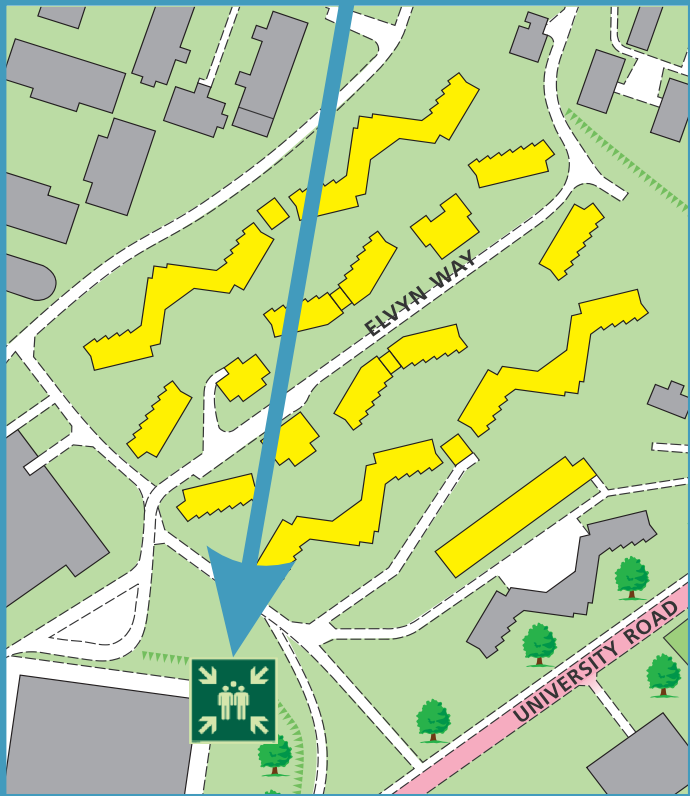


When alarm is given - do not panic, do  
not run.  
Leave the building following the fire  
emergency exit signs.



Do not re-enter the building unless told  
to do so by the Fire Marshall, Warden or  
Fire Service.

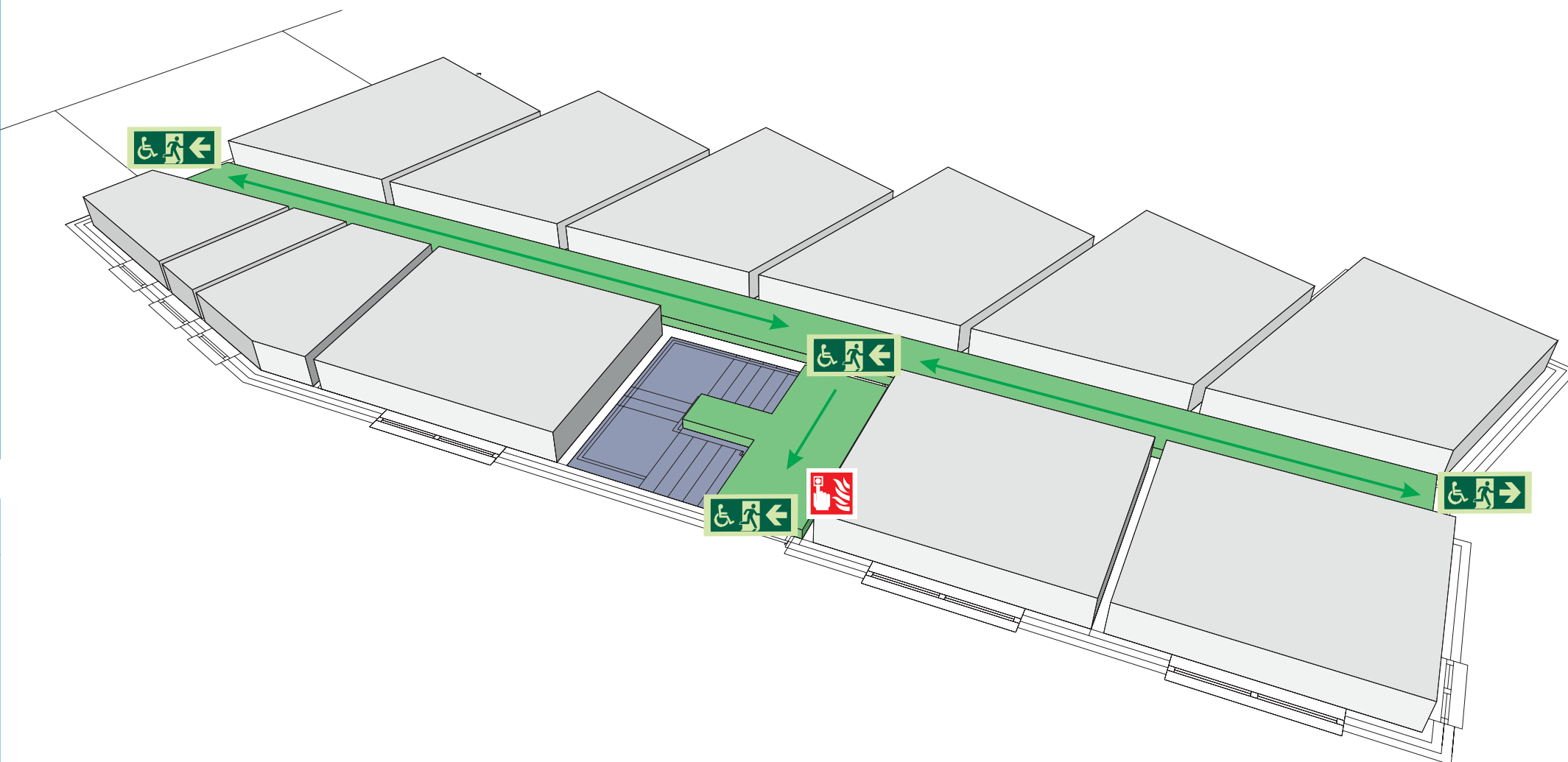
ASSEMBLY POINT 26 IS ALLOCATED TO THE  
BUILDINGS SHOWN IN YELLOW



The Deaf Alerter system is installed in the building.  
Please contact the University Fire Officer on **01509 222182** for further advice.

simplydesignsolutions

## Telford Block 2E Ground Floor



Fire alarm  
Call point



Fire exit



Wheelchair  
accessible exit



Fire escape route



Assembly point



Safe refuge



Evac lift



Evac coms



Non evac coms

Loughborough  
University

# FIRE ESCAPE PLAN

## LOUGHBOROUGH UNIVERSITY FIRE INSTRUCTIONS

### ANY PERSON DISCOVERING A FIRE



Sound the alarm.  
Operate the nearest fire alarm call point.



Telephone Security on the emergency  
number 0800 526966.



Do not attack fire with extinguisher  
unless trained to do so.

### ON HEARING THE ALARM



Evacuate building and go to assembly  
point.  
Your assembly point is:-

**Assembly Point 26**

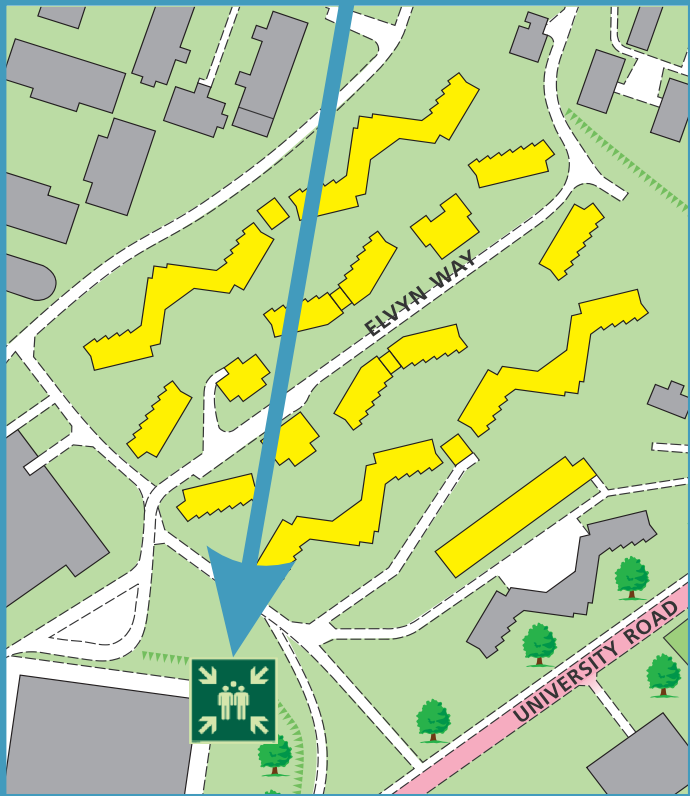


When alarm is given - do not panic, do  
not run.  
Leave the building following the fire  
emergency exit signs.

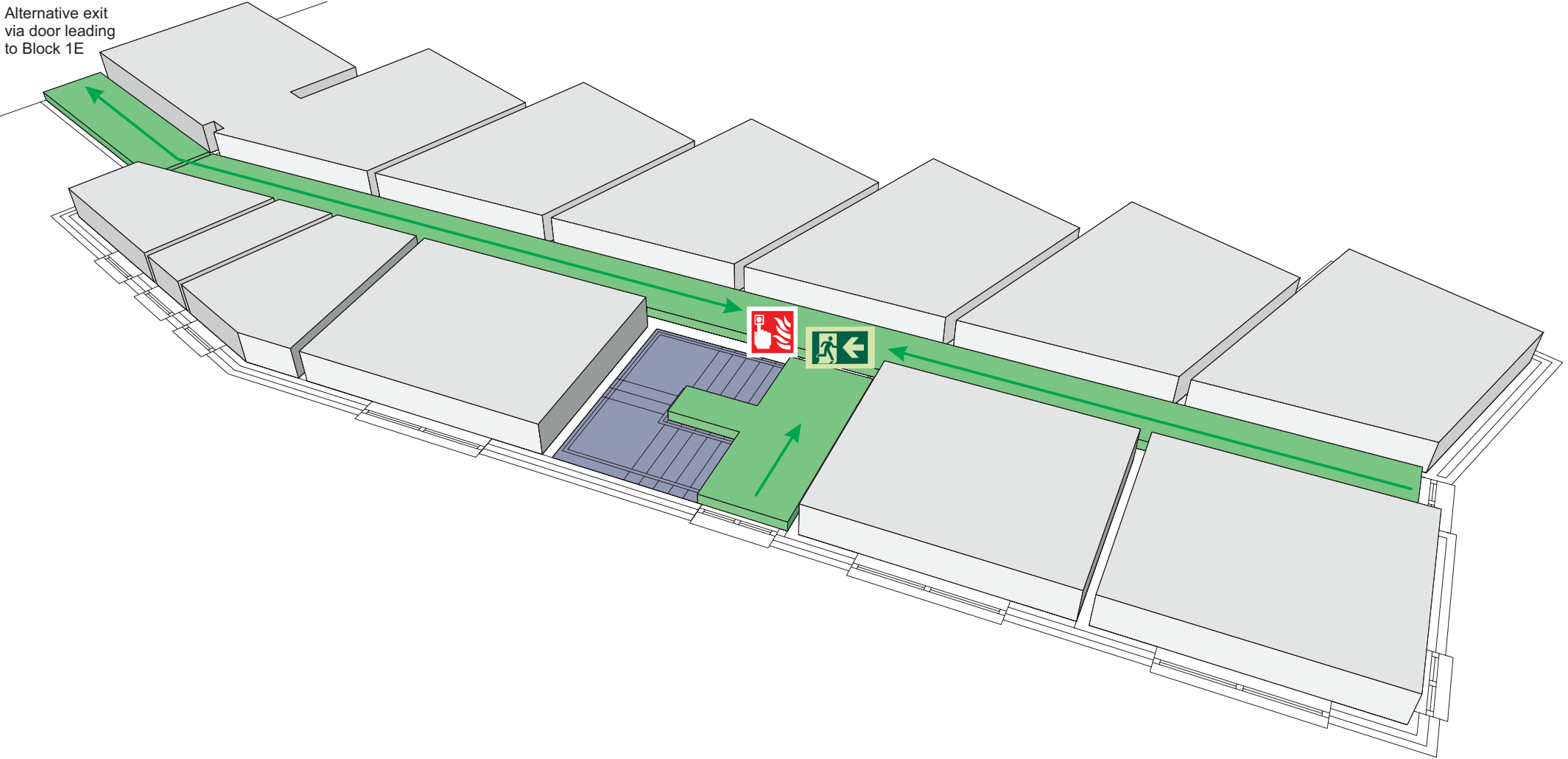


Do not re-enter the building unless told  
to do so by the Fire Marshall, Warden or  
Fire Service.

ASSEMBLY POINT 26 IS ALLOCATED TO THE  
BUILDINGS SHOWN IN YELLOW



Alternative exit  
via door leading  
to Block 1E



The Deaf Alerter system is installed in the building.  
Please contact the University Fire Officer on **01509 222182** for further advice.

simplydesignsolutions

## Telford Block 2E First Floor



Fire alarm  
Call point



Fire exit



Wheelchair  
accessible exit



Fire escape route



Assembly point



Safe refuge



Evac lift



Evac coms



Non evac coms

Loughborough  
University

# FIRE ESCAPE PLAN

## LOUGHBOROUGH UNIVERSITY FIRE INSTRUCTIONS

### ANY PERSON DISCOVERING A FIRE



Sound the alarm.  
Operate the nearest fire alarm call point.



Telephone Security on the emergency  
number 0800 526966.



Do not attack fire with extinguisher  
unless trained to do so.

### ON HEARING THE ALARM



Evacuate building and go to assembly  
point.  
Your assembly point is:-

**Assembly Point 26**

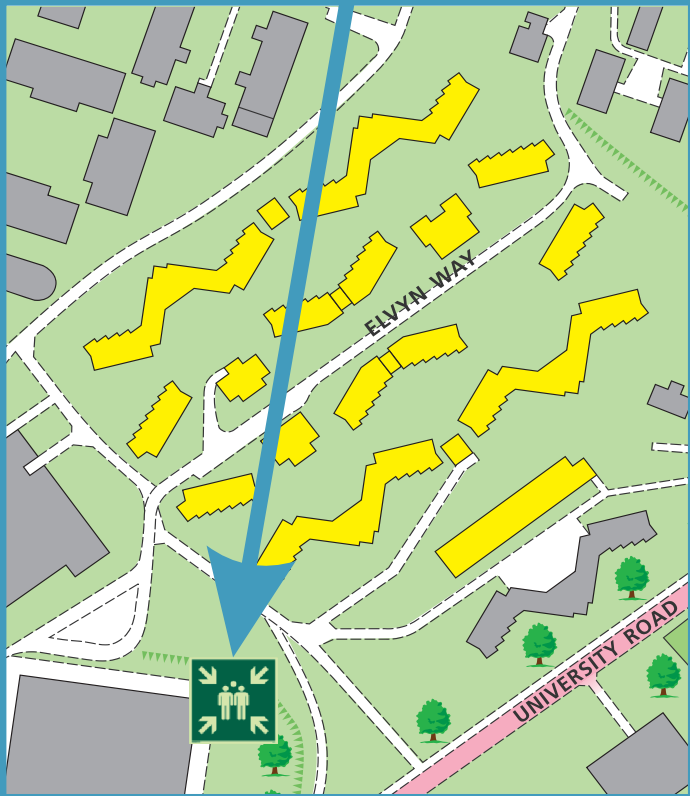


When alarm is given - do not panic, do  
not run.  
Leave the building following the fire  
emergency exit signs.

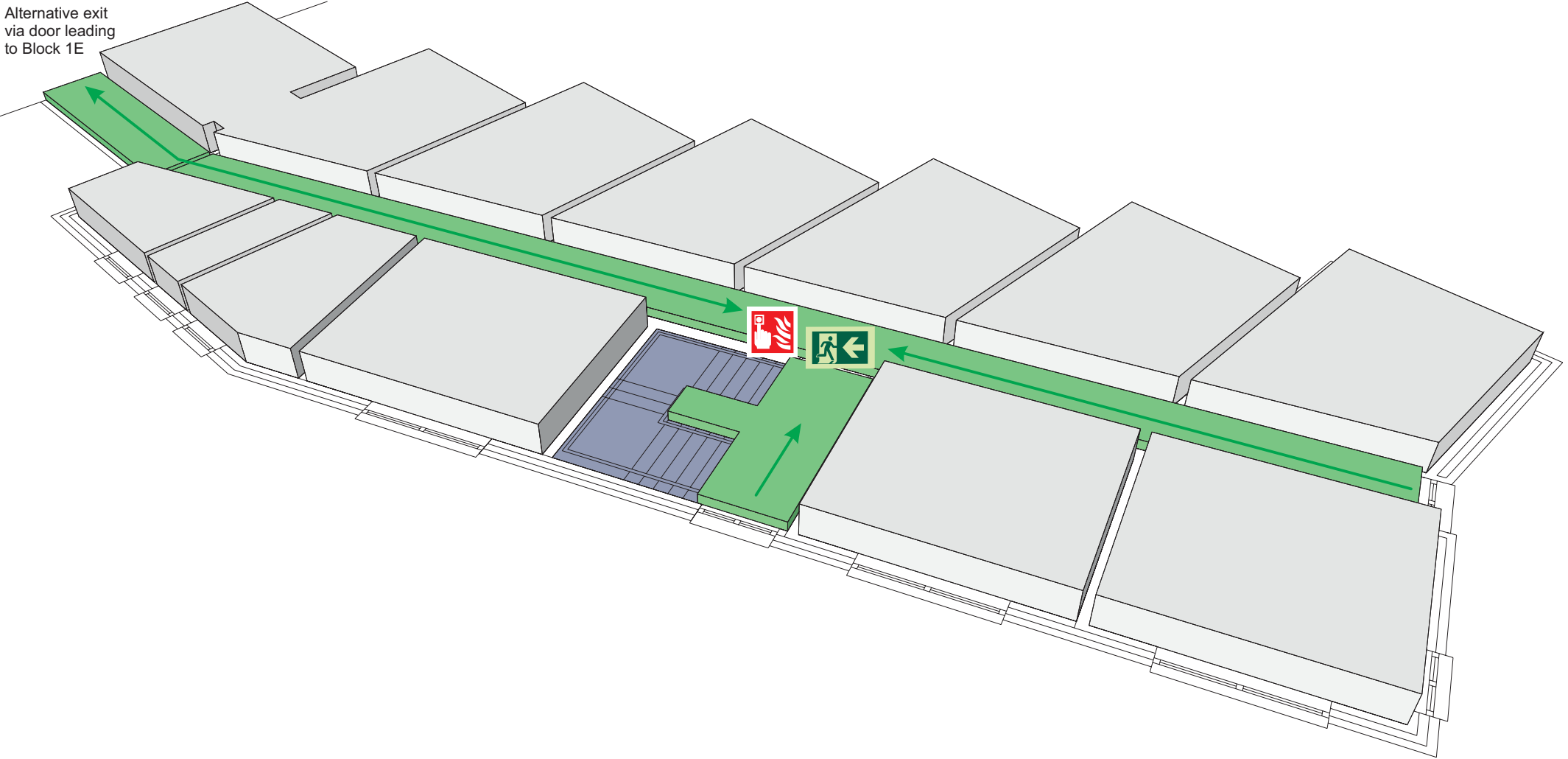


Do not re-enter the building unless told  
to do so by the Fire Marshall, Warden or  
Fire Service.

ASSEMBLY POINT 26 IS ALLOCATED TO THE  
BUILDINGS SHOWN IN YELLOW



Alternative exit  
via door leading  
to Block 1E



The Deaf Alerter system is installed in the building.  
Please contact the University Fire Officer on **01509 222182** for further advice.

simplydesignsolutions

## Telford Block 2E Second Floor



Fire alarm  
Call point



Fire exit



Wheelchair  
accessible exit



Fire escape route



Assembly point



Safe refuge



Evac lift



Evac coms



Non evac coms

Loughborough  
University

## Telford Block 3A

LAST UPDATED December 2016

### Purpose:

The purpose of a Generic Emergency Evacuation Plan (GEEP) is to enable visitors to the building with restricted mobility or those who may not be able to evacuate unaided to become familiar with the layout, evacuation procedures, available equipment and communication devices.

If you feel that this document does not provide you with sufficient information or that you require further assistance, please contact the Loughborough University Fire Officer on 01509 222182.

### The building:

Telford Block 3A building comprises of 3 floors.

Several accessible fire exits are available at ground level.

### Action required on hearing the fire alarm:

If able, you should leave the building immediately by the nearest fire exit (see attached floor plan) and report to the assigned assembly point for the building.

### Other recommendations:

It is recommended that all visitors to the Telford Block 3A building should familiarise themselves with the fire alarm signals and floor layout. Floor plans and evacuation equipment locations have been provided with this document.

### Equipment provided:

Accessible fire exits are available on the ground floor of the building.



The Deaf Alerter system is installed in this building. If you would like access to a Deaf Alerter Pager, please contact the University Fire Officer on 01509 222182.



YOUR ASSEMBLY POINT IS:

Fire Assembly Point 26

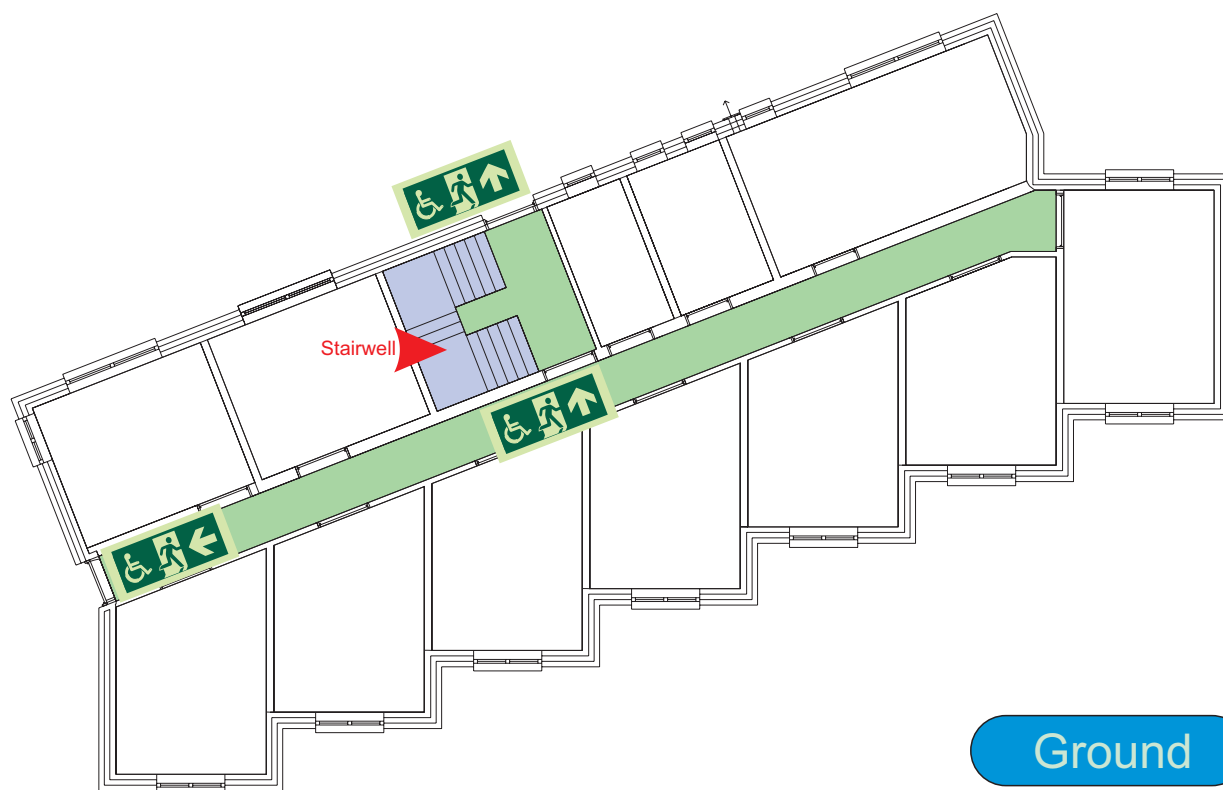


# Generic Emergency Evacuation Plan

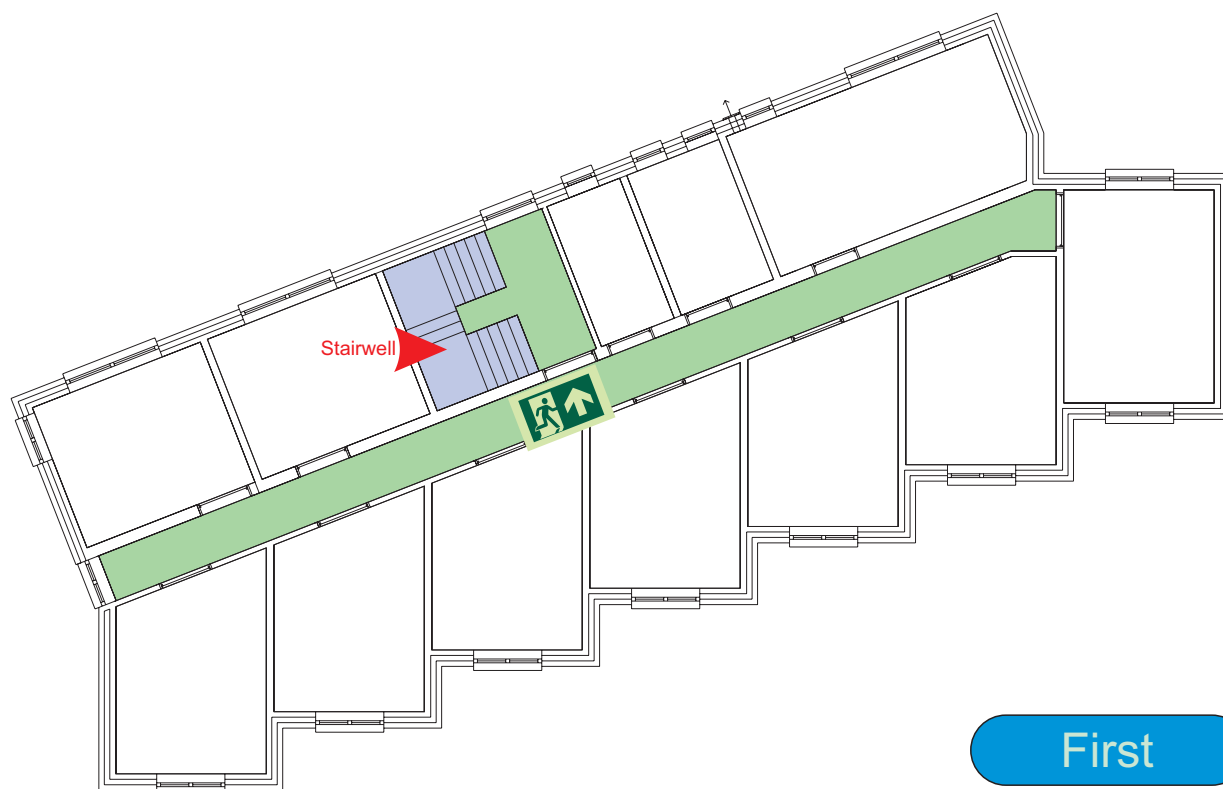
Loughborough  
University

## Telford Block 3A

LAST UPDATED December 2016



Ground



First



Accessible final exit



Evacuation lift



Safe refuge



Evacuation  
coms



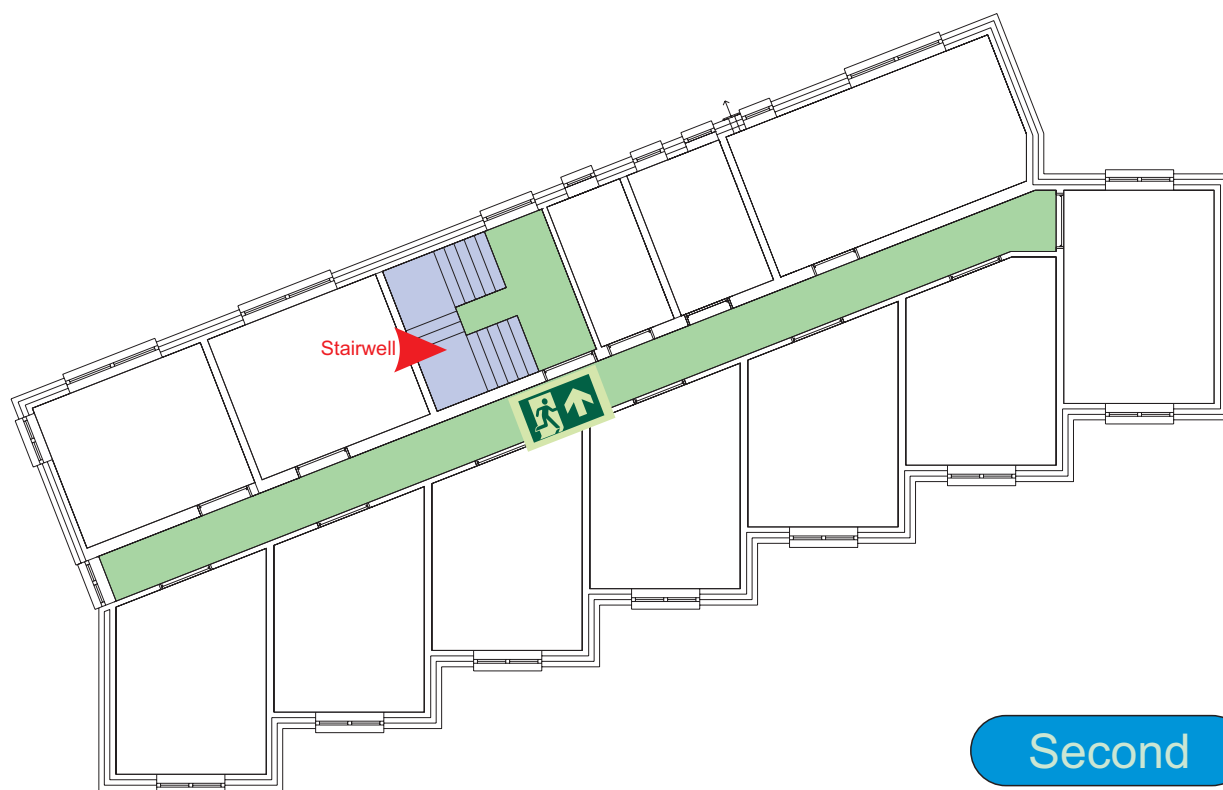
Non  
evacuation  
lift

# Generic Emergency Evacuation Plan

Loughborough  
University

## Telford Block 3A

LAST UPDATED December 2016



Second



Accessible final exit



Evacuation lift



Safe refuge



Evacuation  
coms



Non  
evacuation  
lift

# FIRE ESCAPE PLAN

## LOUGHBOROUGH UNIVERSITY FIRE INSTRUCTIONS

### ANY PERSON DISCOVERING A FIRE



Sound the alarm.  
Operate the nearest fire alarm call point.



Telephone Security on the emergency  
number 0800 526966.



Do not attack fire with extinguisher  
unless trained to do so.

### ON HEARING THE ALARM



Evacuate building and go to assembly  
point.  
Your assembly point is:-

**Assembly Point 26**

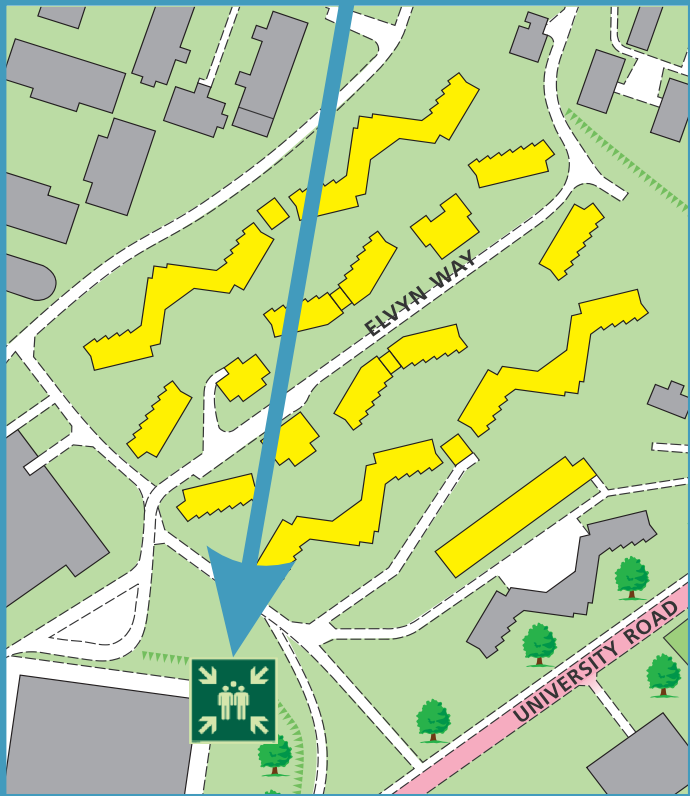


When alarm is given - do not panic, do  
not run.  
Leave the building following the fire  
emergency exit signs.



Do not re-enter the building unless told  
to do so by the Fire Marshall, Warden or  
Fire Service.

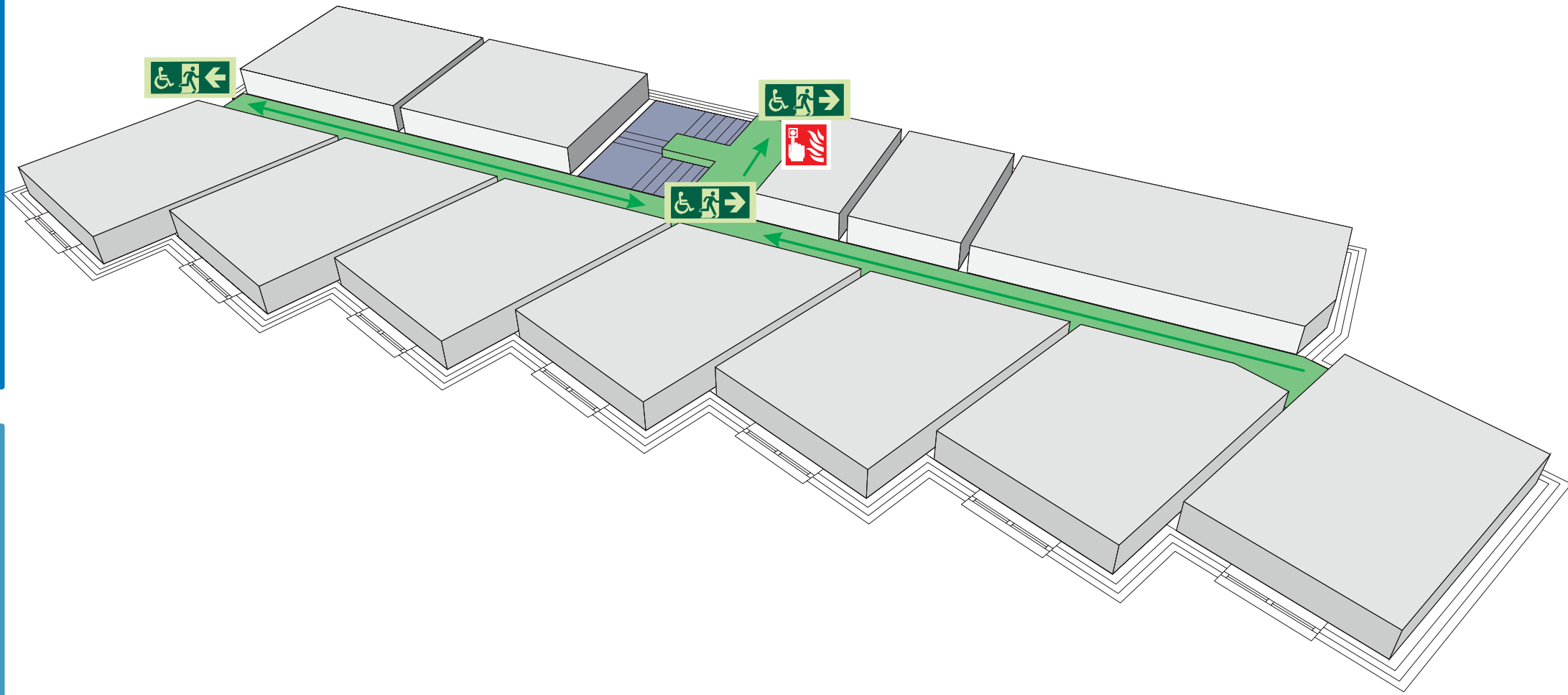
ASSEMBLY POINT 26 IS ALLOCATED TO THE  
BUILDINGS SHOWN IN YELLOW



The Deaf Alert system is installed in the building.  
Please contact the University Fire Officer on **01509 222182** for further advice.

simplydesignsolutions

## Telford Block 3A Ground Floor



Fire alarm  
Call point



Fire exit



Wheelchair  
accessible exit



Fire escape route



Assembly point



Safe refuge



Evac lift



Evac coms



Non evac coms

Loughborough  
University

# FIRE ESCAPE PLAN

## LOUGHBOROUGH UNIVERSITY FIRE INSTRUCTIONS

### ANY PERSON DISCOVERING A FIRE



Sound the alarm.  
Operate the nearest fire alarm call point.



Telephone Security on the emergency  
number 0800 526966.



Do not attack fire with extinguisher  
unless trained to do so.

### ON HEARING THE ALARM



Evacuate building and go to assembly  
point.  
Your assembly point is:-

**Assembly Point 26**

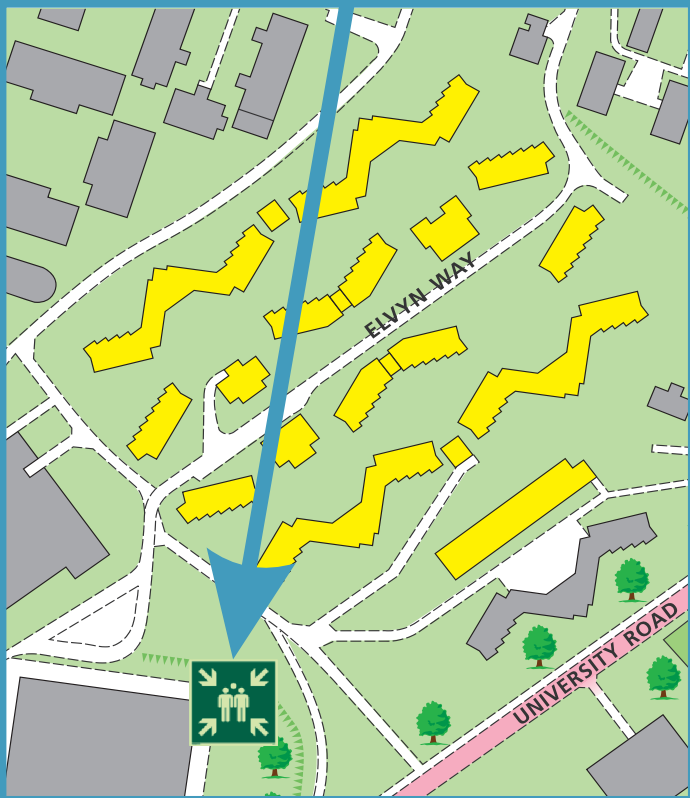


When alarm is given - do not panic, do  
not run.  
Leave the building following the fire  
emergency exit signs.



Do not re-enter the building unless told  
to do so by the Fire Marshall, Warden or  
Fire Service.

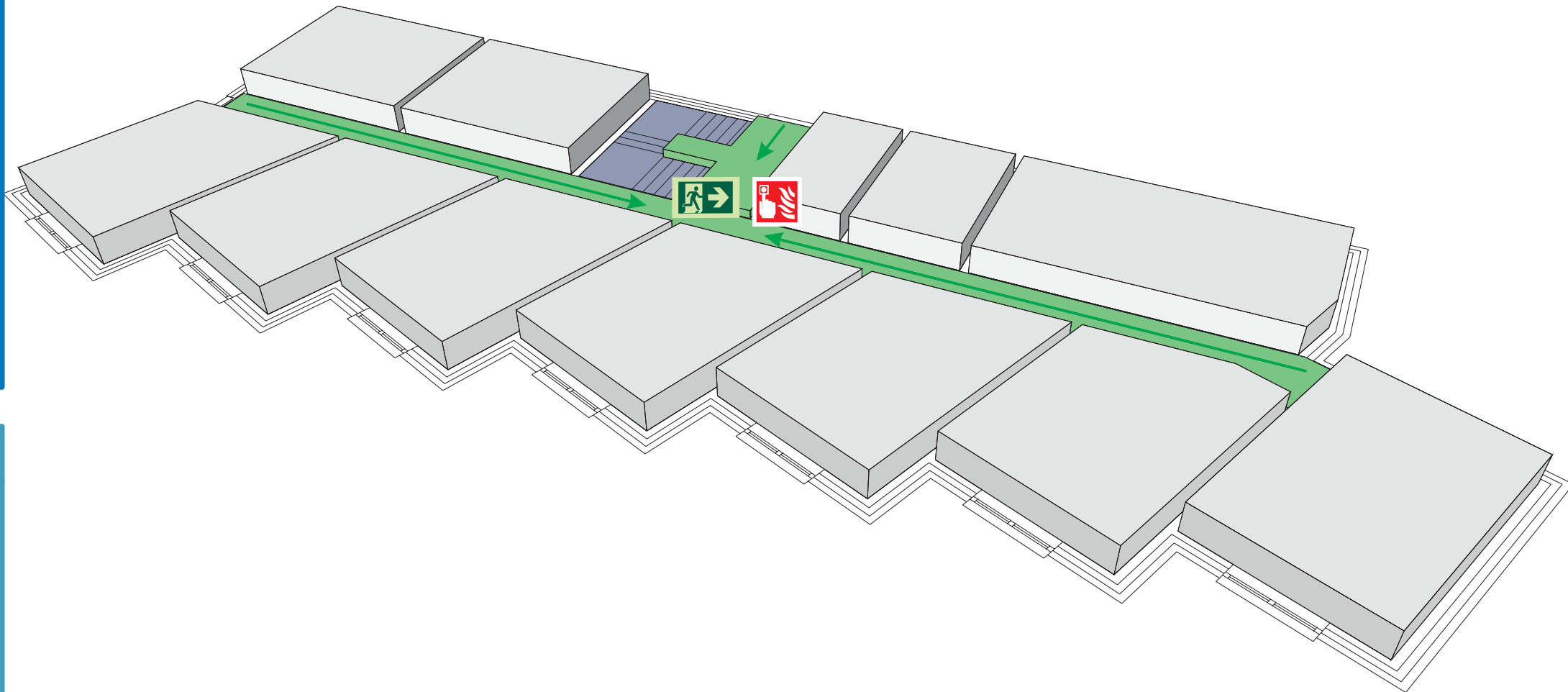
ASSEMBLY POINT 26 IS ALLOCATED TO THE  
BUILDINGS SHOWN IN YELLOW



The Deaf Alert system is installed in the building.  
Please contact the University Fire Officer on **01509 222182** for further advice.

simplydesignsolutions

## Telford Block 3A First Floor



Fire alarm  
Call point



Fire exit



Wheelchair  
accessible exit



Fire escape route



Assembly point



Safe refuge



Evac lift



Evac coms



Non evac coms

Loughborough  
University

# FIRE ESCAPE PLAN

## LOUGHBOROUGH UNIVERSITY FIRE INSTRUCTIONS

### ANY PERSON DISCOVERING A FIRE



Sound the alarm.  
Operate the nearest fire alarm call point.



Telephone Security on the emergency  
number 0800 526966.



Do not attack fire with extinguisher  
unless trained to do so.

### ON HEARING THE ALARM



Evacuate building and go to assembly  
point.  
Your assembly point is:-

**Assembly Point 26**

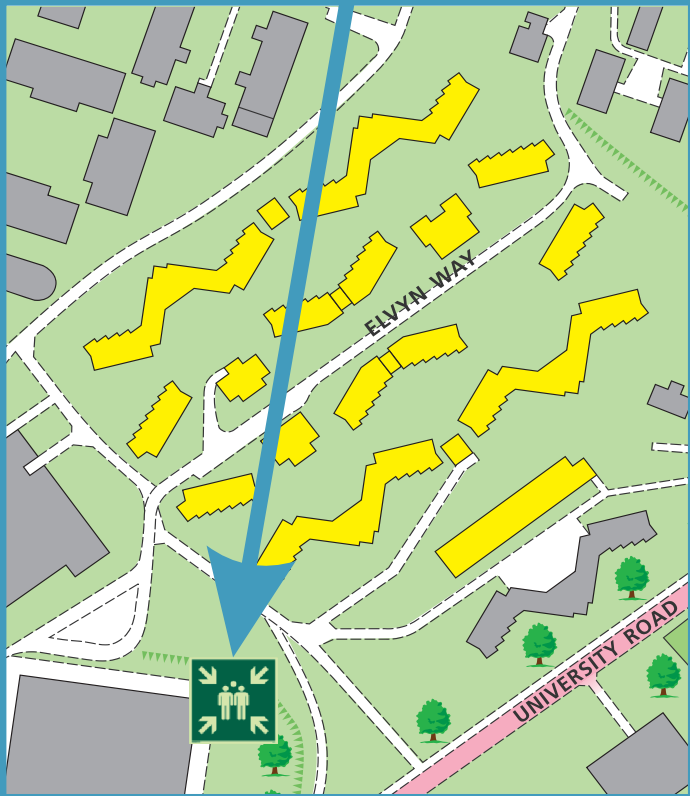


When alarm is given - do not panic, do  
not run.  
Leave the building following the fire  
emergency exit signs.



Do not re-enter the building unless told  
to do so by the Fire Marshall, Warden or  
Fire Service.

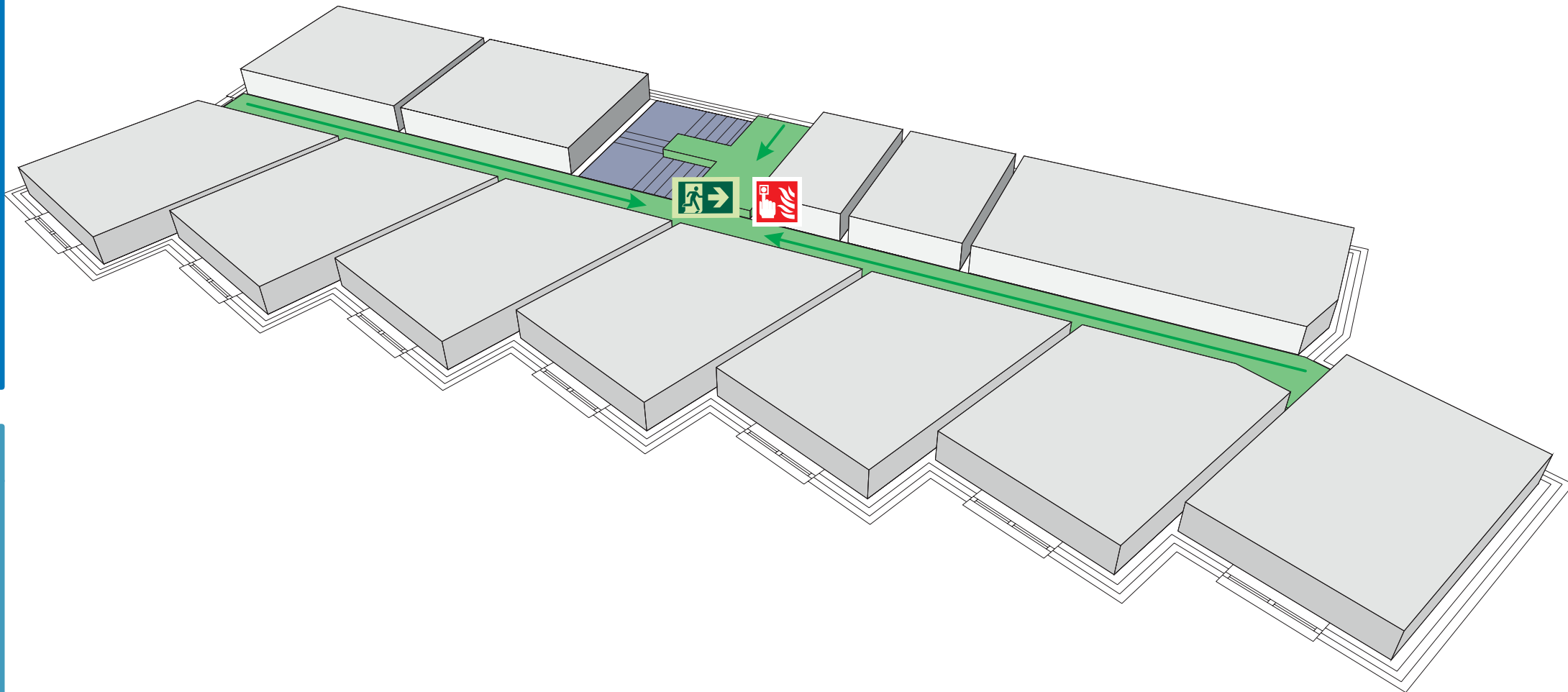
ASSEMBLY POINT 26 IS ALLOCATED TO THE  
BUILDINGS SHOWN IN YELLOW



The Deaf Alert system is installed in the building.  
Please contact the University Fire Officer on **01509 222182** for further advice.

simplydesignsolutions

## Telford Block 3A Second Floor



Fire alarm  
Call point



Fire exit



Wheelchair  
accessible exit



Fire escape route



Assembly point



Safe refuge



Evac lift



Evac coms



Non evac coms

Loughborough  
University

## Telford Block 3B

LAST UPDATED December 2016

### Purpose:

The purpose of a Generic Emergency Evacuation Plan (GEEP) is to enable visitors to the building with restricted mobility or those who may not be able to evacuate unaided to become familiar with the layout, evacuation procedures, available equipment and communication devices.

If you feel that this document does not provide you with sufficient information or that you require further assistance, please contact the Loughborough University Fire Officer on 01509 222182.

### The building:

Telford Block 3B building comprises of 3 floors.

Several accessible fire exits are available at ground level.

### Action required on hearing the fire alarm:

If able, you should leave the building immediately by the nearest fire exit (see attached floor plan) and report to the assigned assembly point for the building.

### Other recommendations:

It is recommended that all visitors to the Telford Block 3B building should familiarise themselves with the fire alarm signals and floor layout. Floor plans and evacuation equipment locations have been provided with this document.

### Equipment provided:

Accessible fire exits are available on the ground floor of the building.



The Deaf Alert system is installed in this building. If you would like access to a Deaf Alert Pager, please contact the University Fire Officer on 01509 222182.



YOUR ASSEMBLY POINT IS:

Fire Assembly Point 26

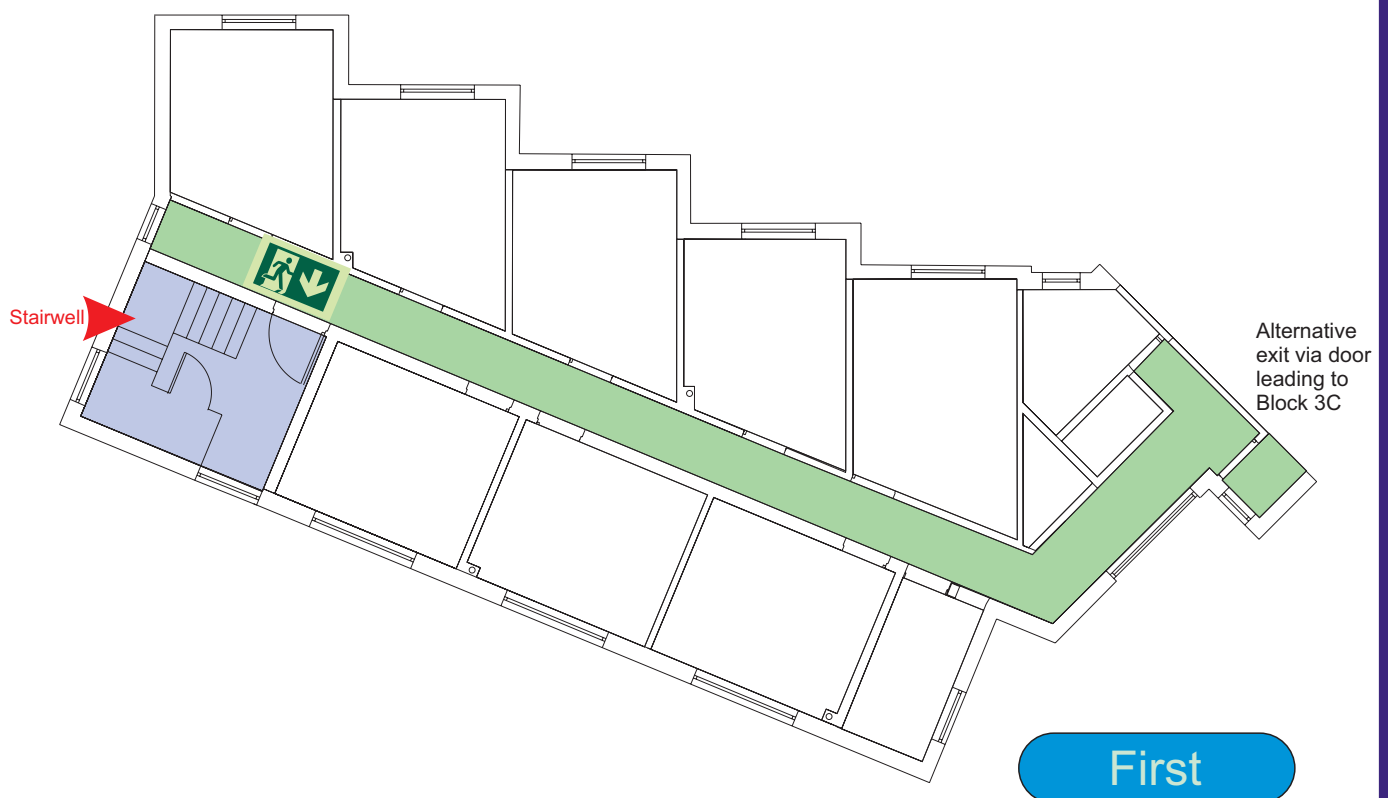
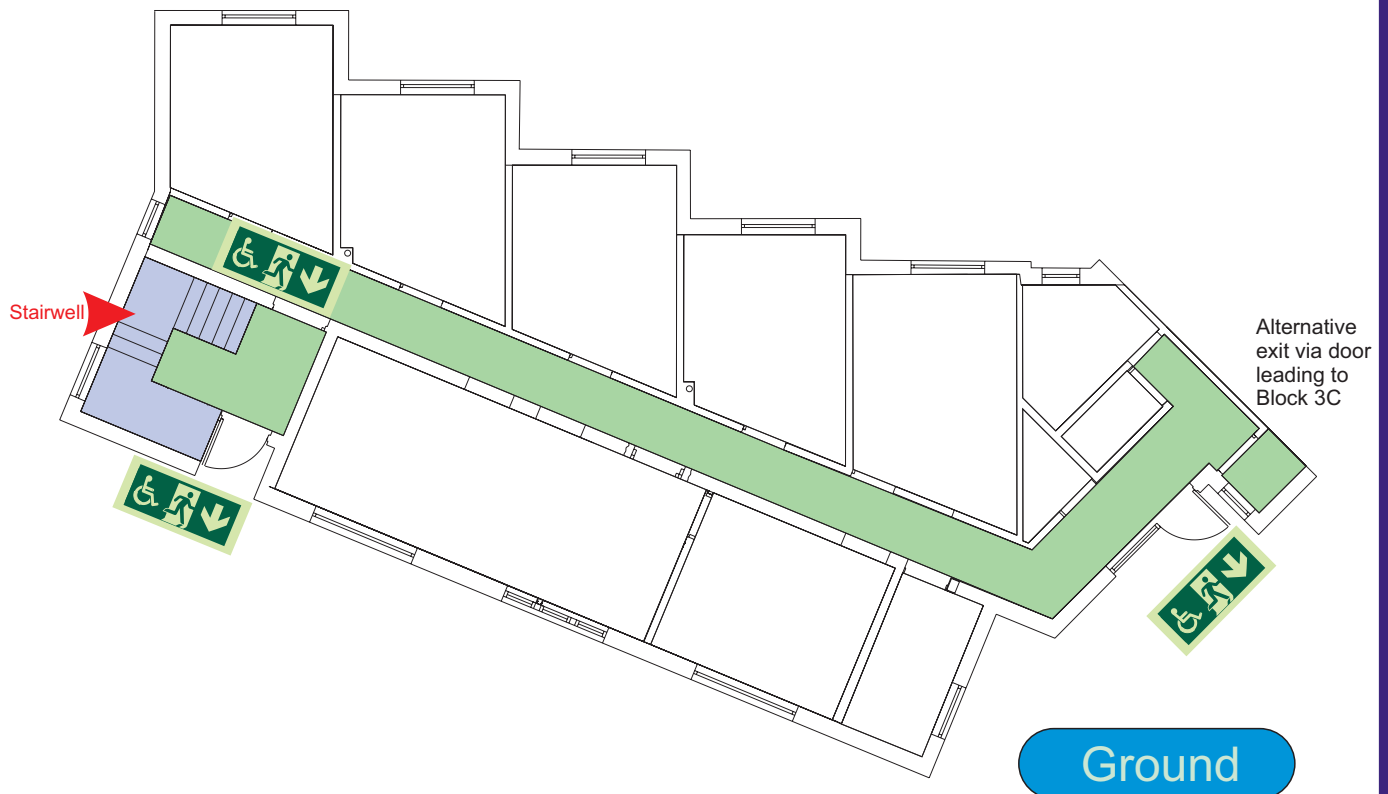


# Generic Emergency Evacuation Plan

Loughborough  
University

## Telford Block 3B

LAST UPDATED December 2016



Accessible final exit



Evacuation lift



Safe refuge



Evacuation  
coms



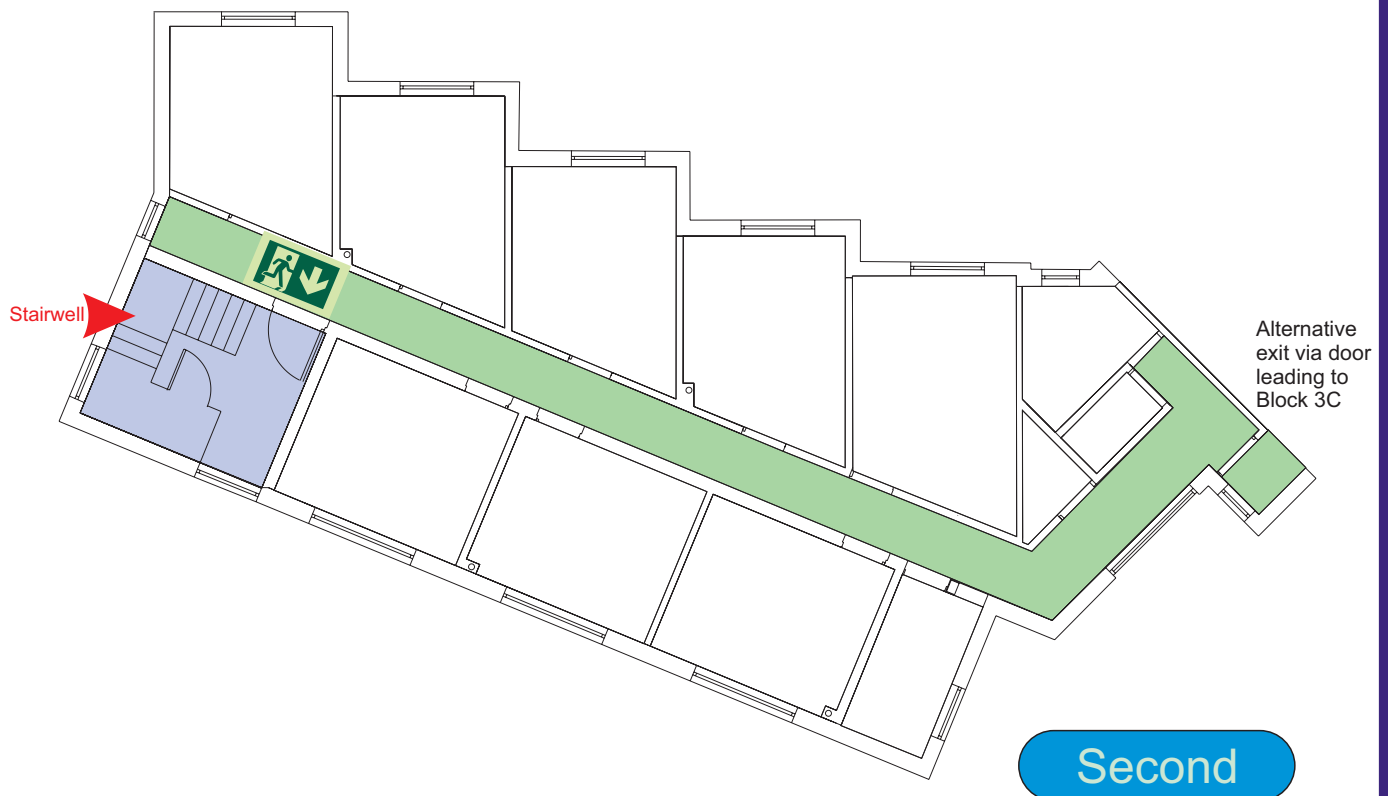
Non  
evacuation  
lift

# Generic Emergency Evacuation Plan

Loughborough  
University

## Telford Block 3B

LAST UPDATED December 2016



Accessible final exit



Evacuation lift



Safe refuge



Evacuation  
coms



Non  
evacuation  
lift

# FIRE ESCAPE PLAN

## LOUGHBOROUGH UNIVERSITY FIRE INSTRUCTIONS

### ANY PERSON DISCOVERING A FIRE



Sound the alarm.  
Operate the nearest fire alarm call point.



Telephone Security on the emergency  
number 0800 526966.



Do not attack fire with extinguisher  
unless trained to do so.

### ON HEARING THE ALARM



Evacuate building and go to assembly  
point.  
Your assembly point is:-

**Assembly Point 26**

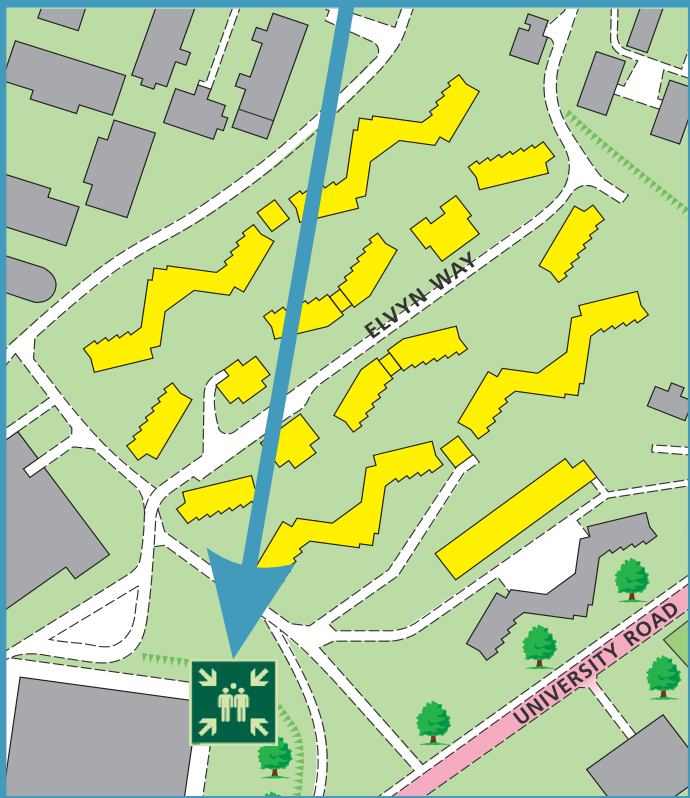


When alarm is given - do not panic, do  
not run.  
Leave the building following the fire  
emergency exit signs.



Do not re-enter the building unless told  
to do so by the Fire Marshall, Warden or  
Fire Service.

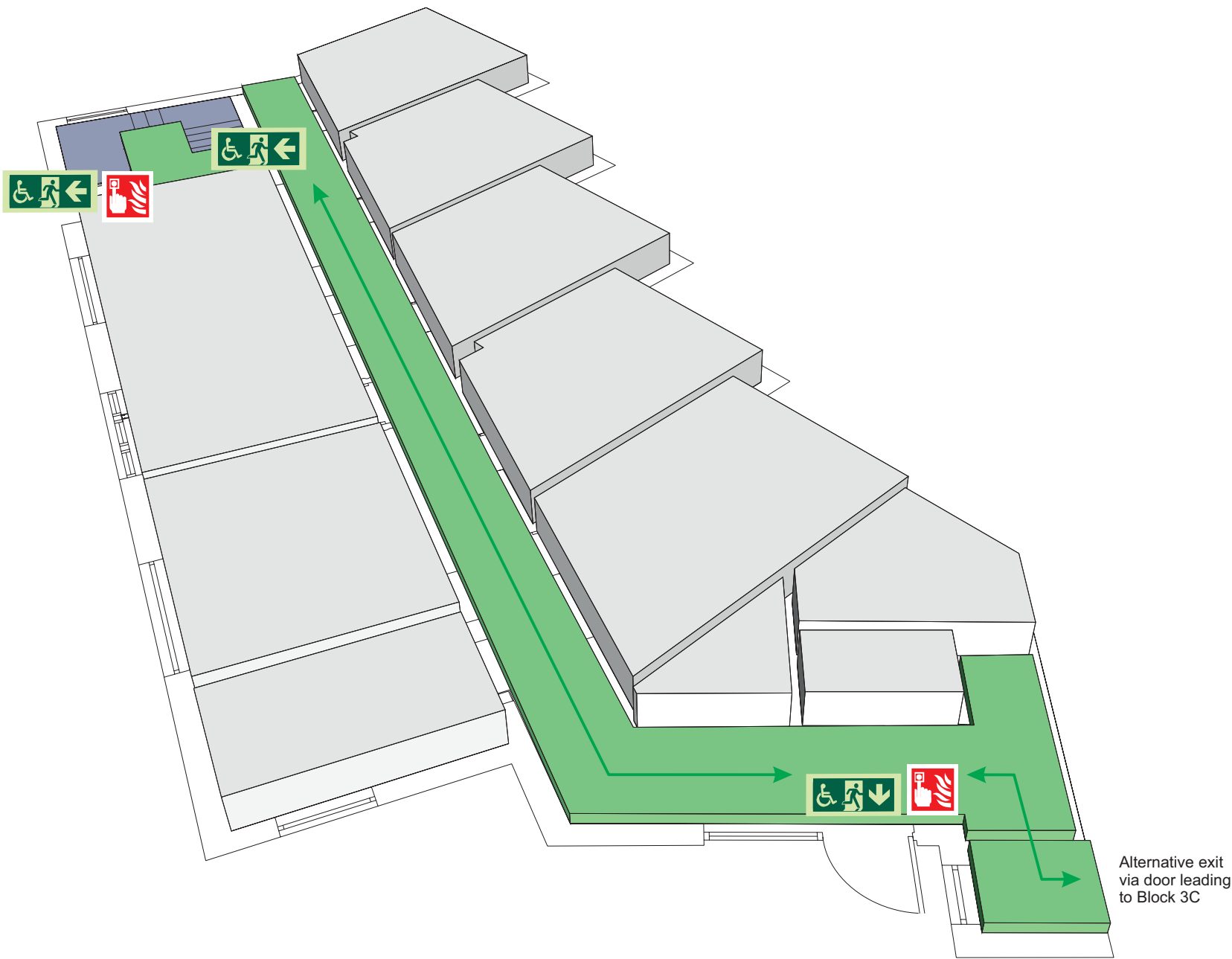
ASSEMBLY POINT 26 IS ALLOCATED TO THE  
BUILDINGS SHOWN IN YELLOW



The Deaf Alert system is installed in the building.  
Please contact the University Fire Officer on **01509 222182** for further advice.

simplydesignsolutions

## Telford Block 3B Ground Floor



Fire alarm  
Call point



Fire exit



Wheelchair  
accessible exit



Fire escape route



Assembly point



Safe refuge



Evac lift



Evac coms



Non evac coms

Loughborough  
University

# FIRE ESCAPE PLAN

## LOUGHBOROUGH UNIVERSITY FIRE INSTRUCTIONS

### ANY PERSON DISCOVERING A FIRE



Sound the alarm.  
Operate the nearest fire alarm call point.



Telephone Security on the emergency  
number 0800 526966.



Do not attack fire with extinguisher  
unless trained to do so.

### ON HEARING THE ALARM



Evacuate building and go to assembly  
point.  
Your assembly point is:-

**Assembly Point 26**

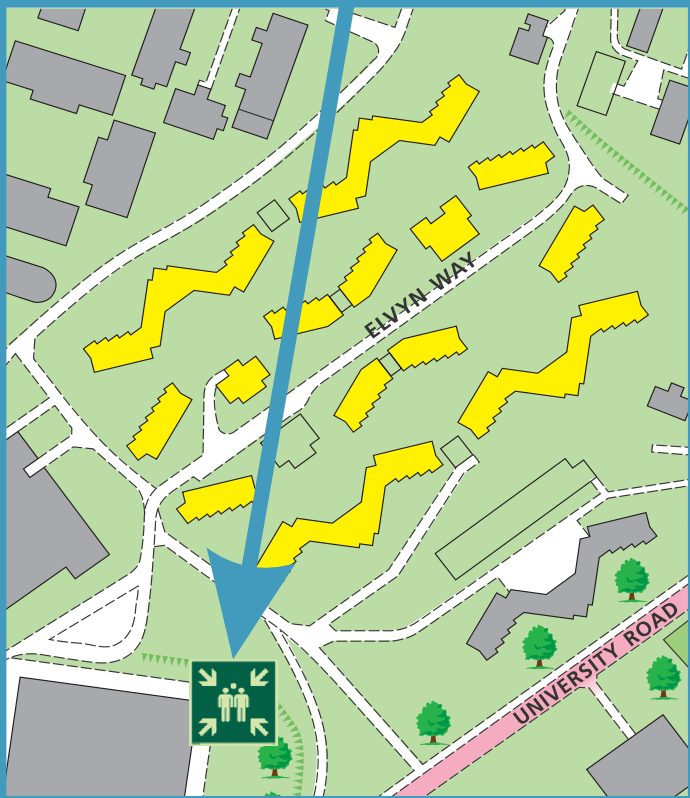


When alarm is given - do not panic, do  
not run.  
Leave the building following the fire  
emergency exit signs.



Do not re-enter the building unless told  
to do so by the Fire Marshall, Warden or  
Fire Service.

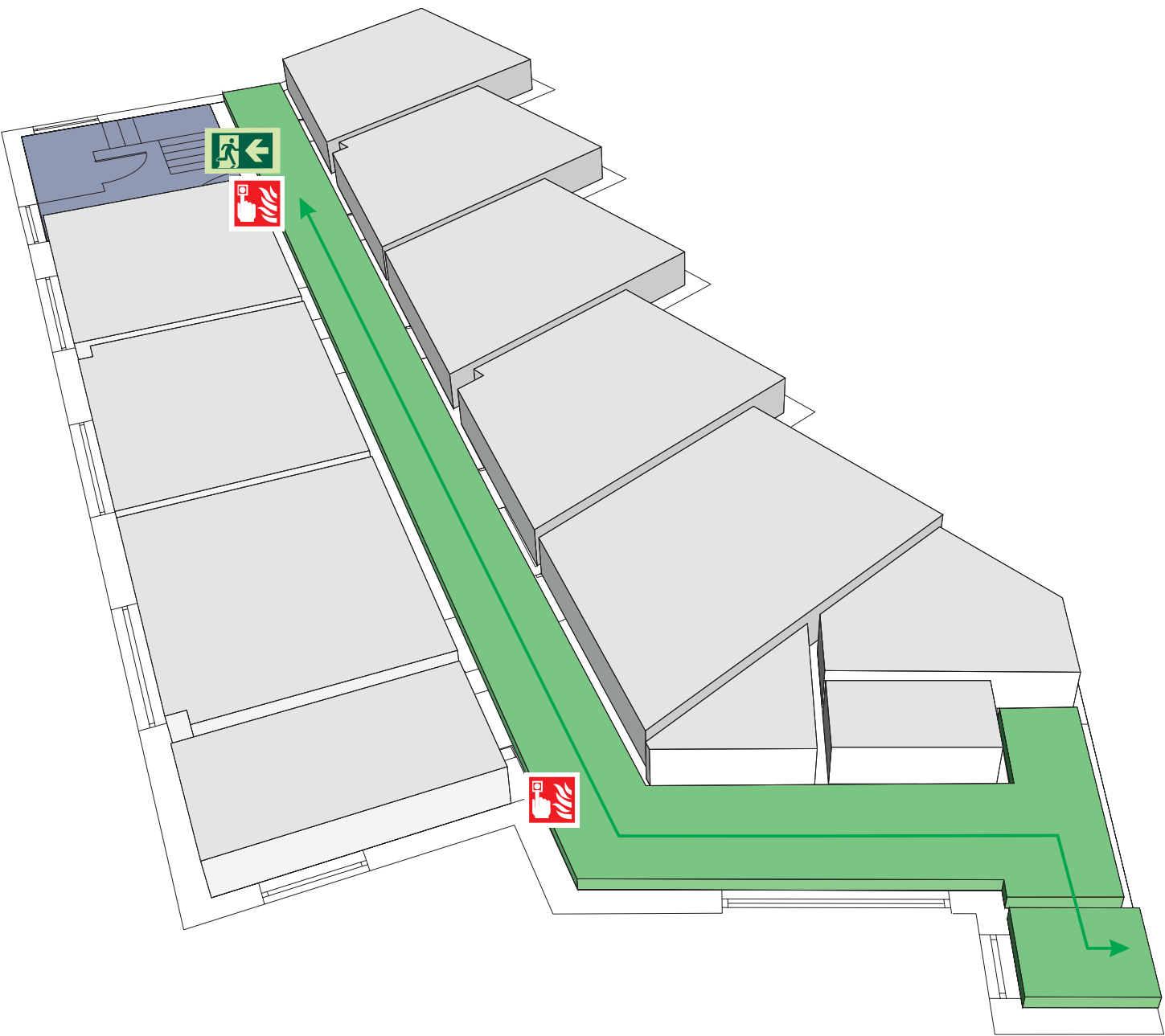
ASSEMBLY POINT 26 IS ALLOCATED TO THE  
BUILDINGS SHOWN IN YELLOW



The Deaf Alert system is installed in the building.  
Please contact the University Fire Officer on **01509 222182** for further advice.

simplydesignsolutions

## Telford Block 3B First Floor



Alternative exit  
via door leading  
to Block 3C



Fire alarm  
Call point



Fire exit



Wheelchair  
accessible exit



Fire escape route



Assembly point



Safe refuge



Evac lift



Evac coms



Non evac coms

Loughborough  
University

# FIRE ESCAPE PLAN

## LOUGHBOROUGH UNIVERSITY FIRE INSTRUCTIONS

### ANY PERSON DISCOVERING A FIRE



Sound the alarm.  
Operate the nearest fire alarm call point.



Telephone Security on the emergency  
number 0800 526966.



Do not attack fire with extinguisher  
unless trained to do so.

### ON HEARING THE ALARM



Evacuate building and go to assembly  
point.  
Your assembly point is:-

**Assembly Point 26**

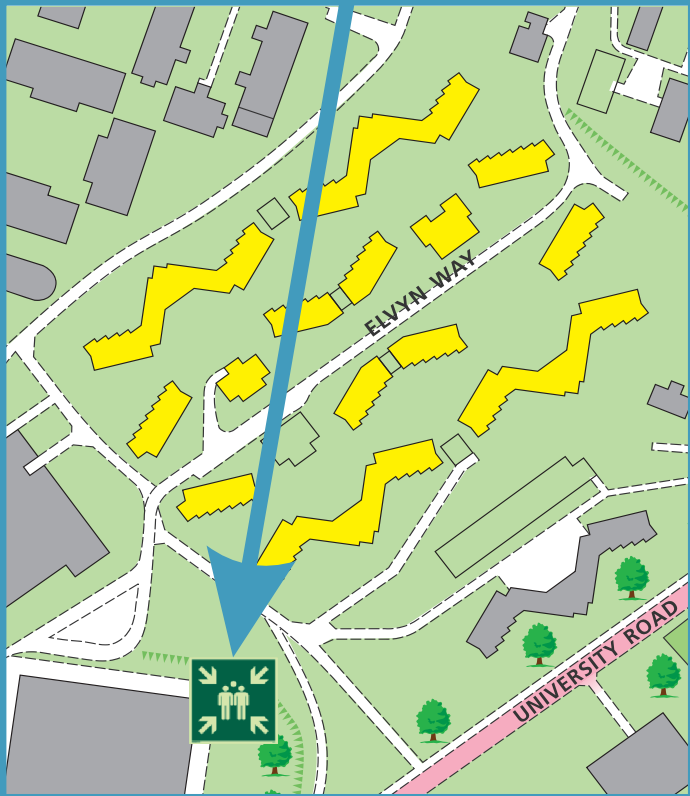


When alarm is given - do not panic, do  
not run.  
Leave the building following the fire  
emergency exit signs.



Do not re-enter the building unless told  
to do so by the Fire Marshall, Warden or  
Fire Service.

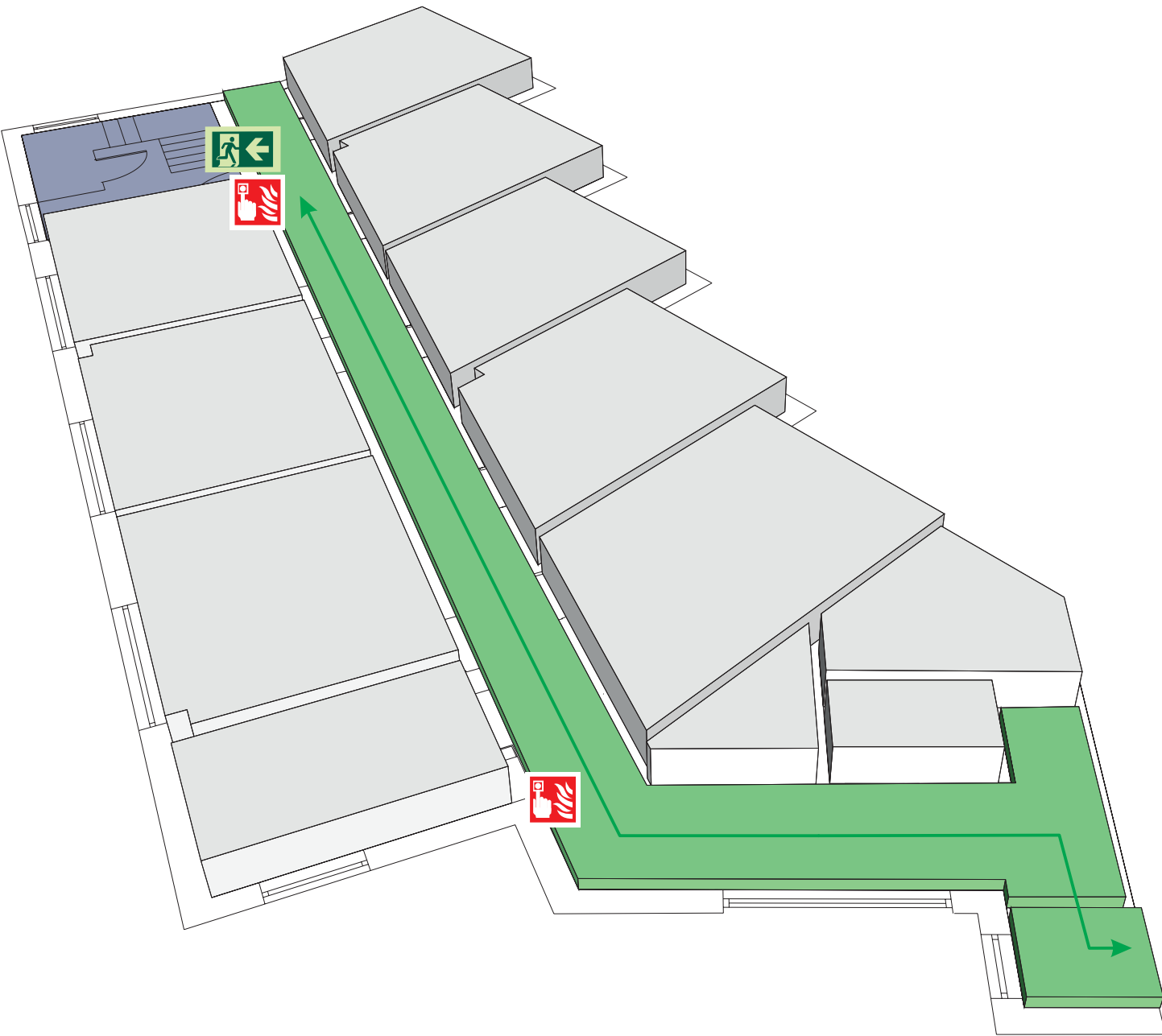
ASSEMBLY POINT 26 IS ALLOCATED TO THE  
BUILDINGS SHOWN IN YELLOW



The Deaf Alert system is installed in the building.  
Please contact the University Fire Officer on **01509 222182** for further advice.

simplydesignsolutions

## Telford Block 3B Second Floor



Alternative exit  
via door leading  
to Block 3C



Fire alarm  
Call point



Fire exit



Wheelchair  
accessible exit



Fire escape route



Assembly point



Safe refuge



Evac lift



Evac coms



Non evac coms

Loughborough  
University

## Telford Block 3C

LAST UPDATED December 2016

### Purpose:

The purpose of a Generic Emergency Evacuation Plan (GEEP) is to enable visitors to the building with restricted mobility or those who may not be able to evacuate unaided to become familiar with the layout, evacuation procedures, available equipment and communication devices.

If you feel that this document does not provide you with sufficient information or that you require further assistance, please contact the Loughborough University Fire Officer on 01509 222182.

### The building:

Telford Block 3C building comprises of 3 floors.

Several accessible fire exits are available at ground level.

### Action required on hearing the fire alarm:

If able, you should leave the building immediately by the nearest fire exit (see attached floor plan) and report to the assigned assembly point for the building.

### Other recommendations:

It is recommended that all visitors to the Telford Block 3C building should familiarise themselves with the fire alarm signals and floor layout. Floor plans and evacuation equipment locations have been provided with this document.

### Equipment provided:

Accessible fire exits are available on the ground floor of the building.



The Deaf Alerter system is installed in this building. If you would like access to a Deaf Alerter Pager, please contact the University Fire Officer on 01509 222182.



YOUR ASSEMBLY POINT IS:

Fire Assembly Point 26

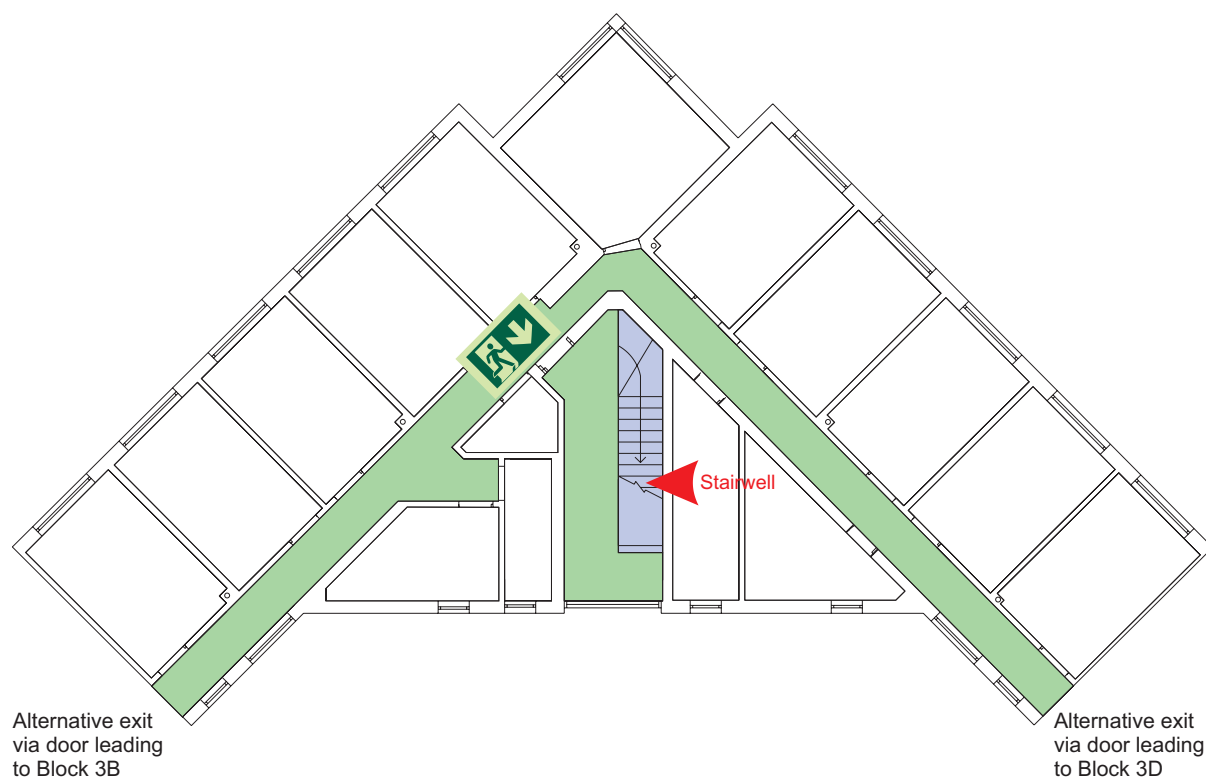
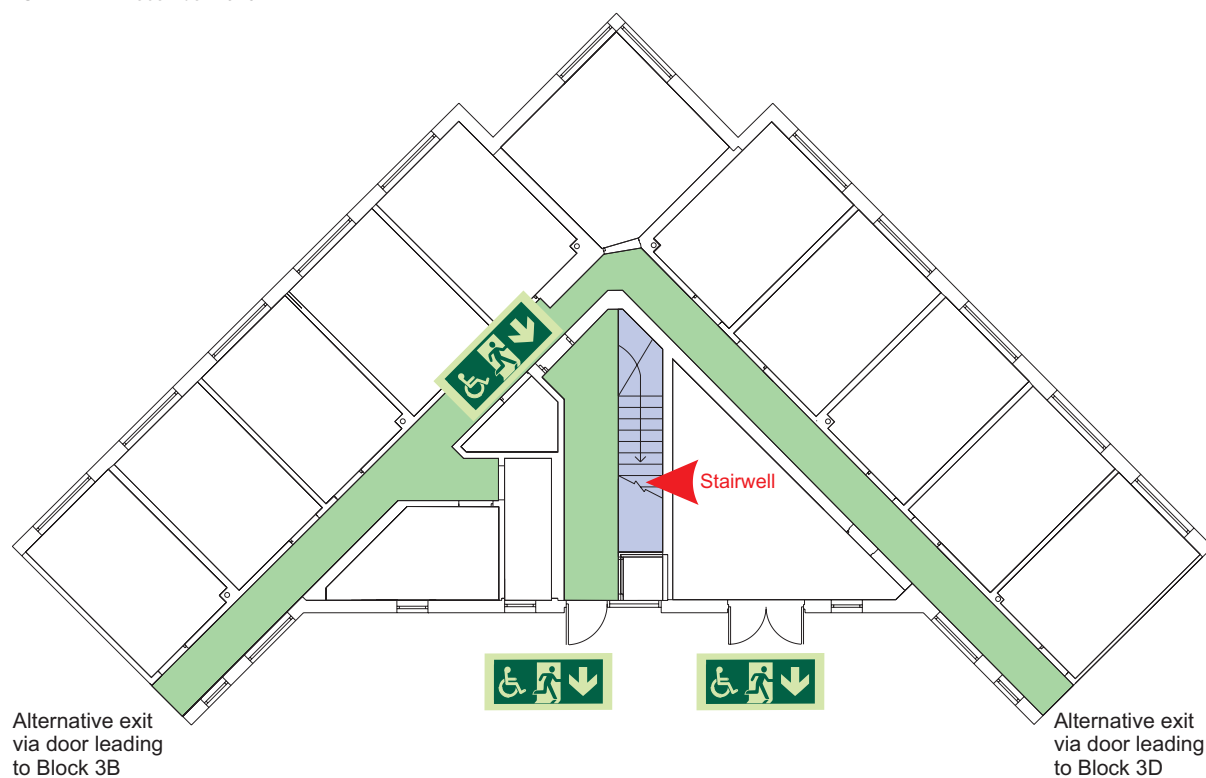


# Generic Emergency Evacuation Plan

Loughborough  
University

## Telford Block 3C

LAST UPDATED December 2016



Accessible final exit



Evacuation lift



Safe refuge



Evacuation  
coms



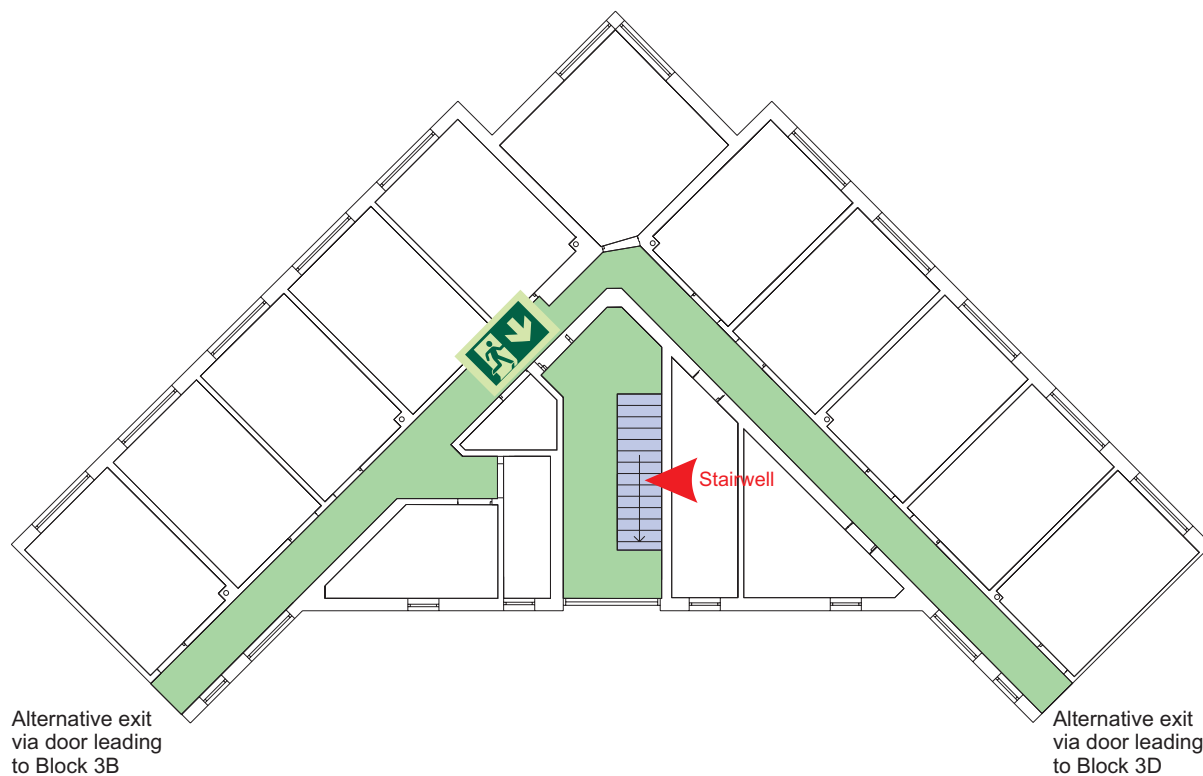
Non  
evacuation  
lift

# Generic Emergency Evacuation Plan

Loughborough  
University

## Telford Block 3C

LAST UPDATED December 2016



Second



Accessible final exit



Evacuation lift



Safe refuge



Evacuation  
coms



Non  
evacuation  
lift

# FIRE ESCAPE PLAN

## LOUGHBOROUGH UNIVERSITY FIRE INSTRUCTIONS

### ANY PERSON DISCOVERING A FIRE



Sound the alarm.  
Operate the nearest fire alarm call point.



Telephone Security on the emergency  
number 0800 526966.



Do not attack fire with extinguisher  
unless trained to do so.

### ON HEARING THE ALARM



Evacuate building and go to assembly  
point.

Your assembly point is:-

**Assembly Point 26**

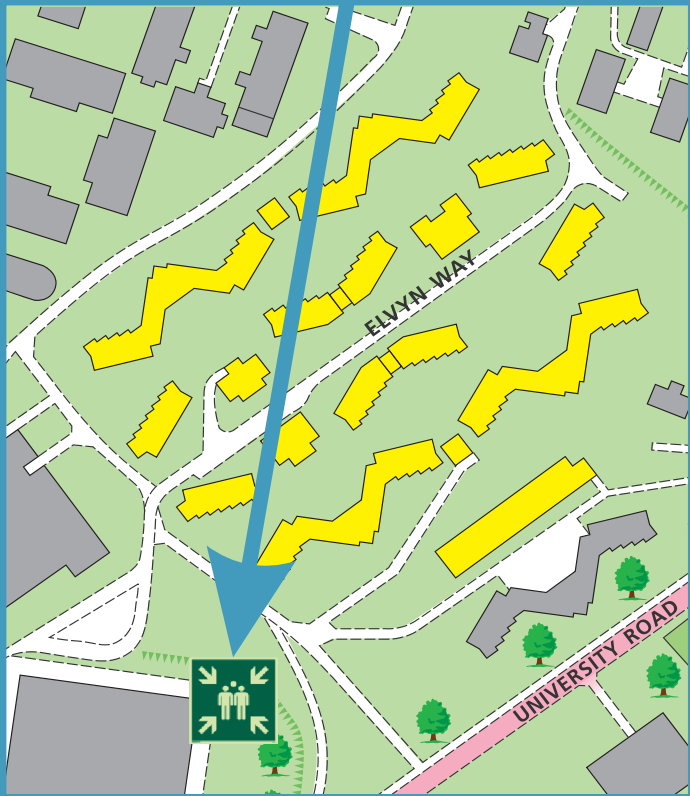


When alarm is given - do not panic, do  
not run.  
Leave the building following the fire  
emergency exit signs.



Do not re-enter the building unless told  
to do so by the Fire Marshall, Warden or  
Fire Service.

ASSEMBLY POINT 26 IS ALLOCATED TO THE  
BUILDINGS SHOWN IN YELLOW



The Deaf Alerter system is installed in the building.  
Please contact the University Fire Officer on **01509 222182** for further advice.

simplydesignsolutions

## Telford Block 3C Ground Floor



Fire alarm  
Call point



Fire exit



Wheelchair  
accessible exit



Fire escape route



Assembly point



Safe refuge



Evac lift



Evac coms



Non evac coms

Loughborough  
University

# FIRE ESCAPE PLAN

## LOUGHBOROUGH UNIVERSITY FIRE INSTRUCTIONS

### ANY PERSON DISCOVERING A FIRE



Sound the alarm.  
Operate the nearest fire alarm call point.



Telephone Security on the emergency  
number 0800 526966.



Do not attack fire with extinguisher  
unless trained to do so.

### ON HEARING THE ALARM



Evacuate building and go to assembly  
point.  
Your assembly point is:-

**Assembly Point 26**

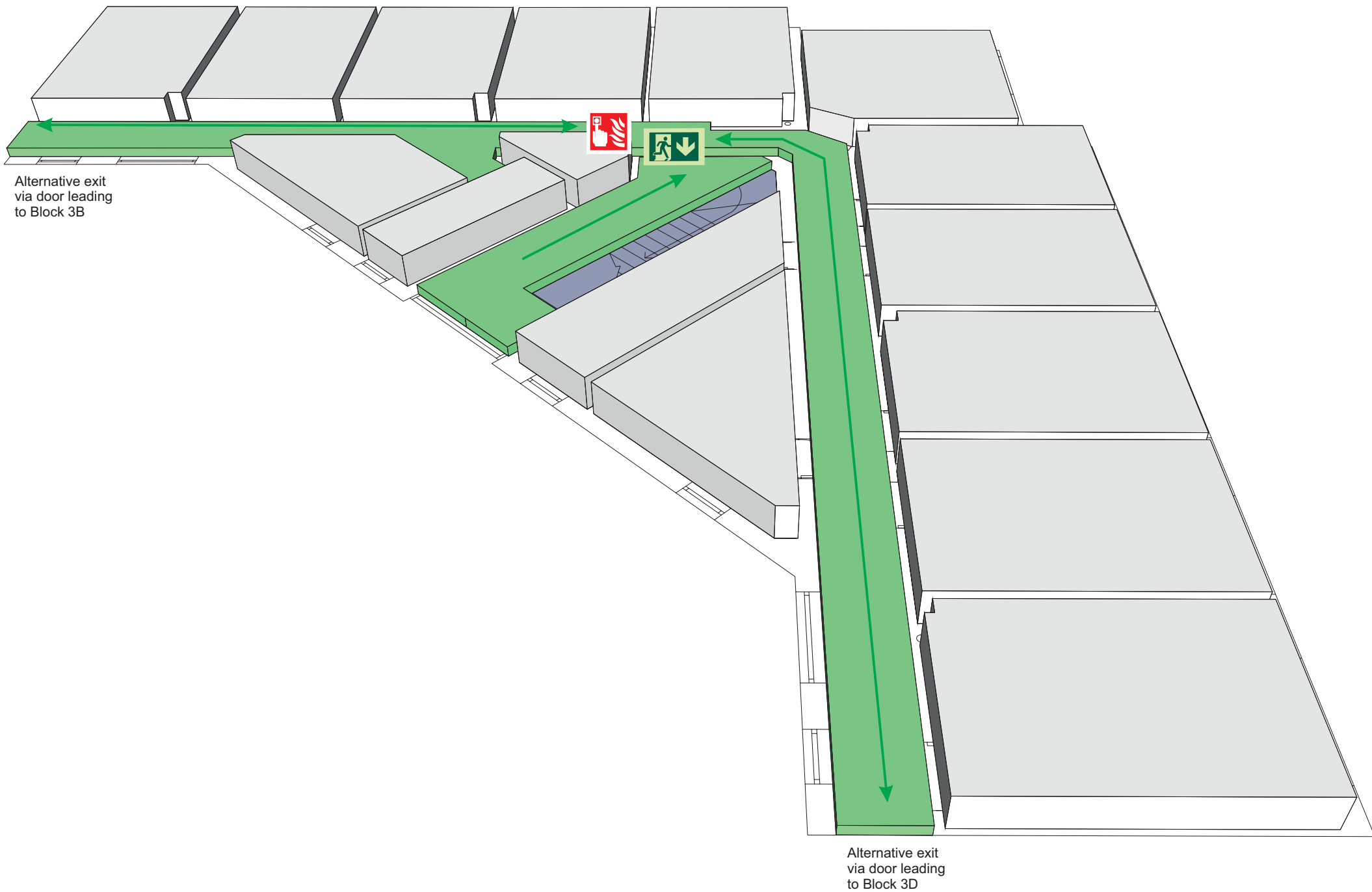
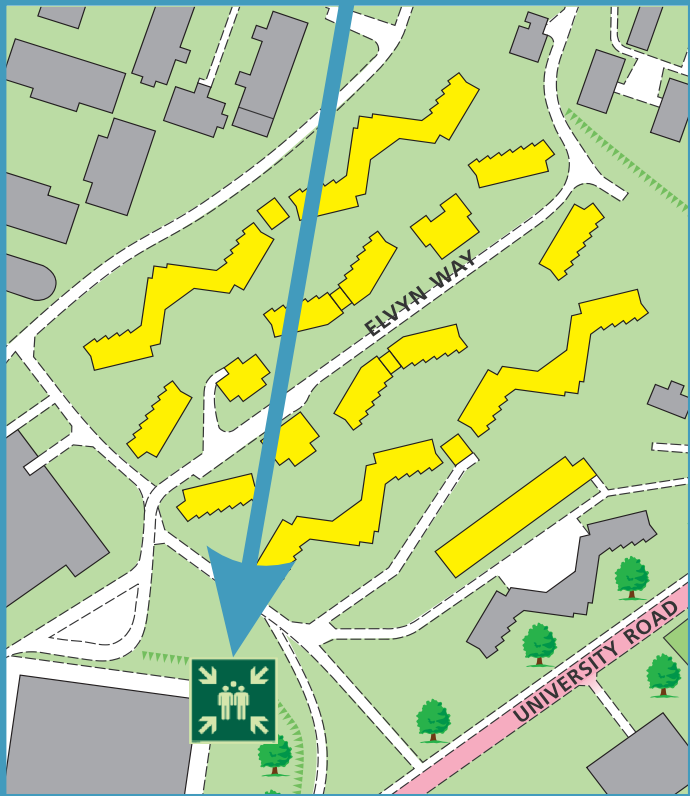


When alarm is given - do not panic, do  
not run.  
Leave the building following the fire  
emergency exit signs.



Do not re-enter the building unless told  
to do so by the Fire Marshall, Warden or  
Fire Service.

ASSEMBLY POINT 26 IS ALLOCATED TO THE  
BUILDINGS SHOWN IN YELLOW



The Deaf Alert system is installed in the building.  
Please contact the University Fire Officer on **01509 222182** for further advice.

simplydesignsolutions

## Telford Block 3C First Floor



Fire alarm  
Call point



Fire exit



Wheelchair  
accessible exit



Fire escape route



Assembly point



Safe refuge



Evac lift



Evac coms



Non evac coms

Loughborough  
University

# FIRE ESCAPE PLAN

## LOUGHBOROUGH UNIVERSITY FIRE INSTRUCTIONS

### ANY PERSON DISCOVERING A FIRE



Sound the alarm.  
Operate the nearest fire alarm call point.



Telephone Security on the emergency  
number 0800 526966.



Do not attack fire with extinguisher  
unless trained to do so.

### ON HEARING THE ALARM



Evacuate building and go to assembly  
point.  
Your assembly point is:-

**Assembly Point 26**

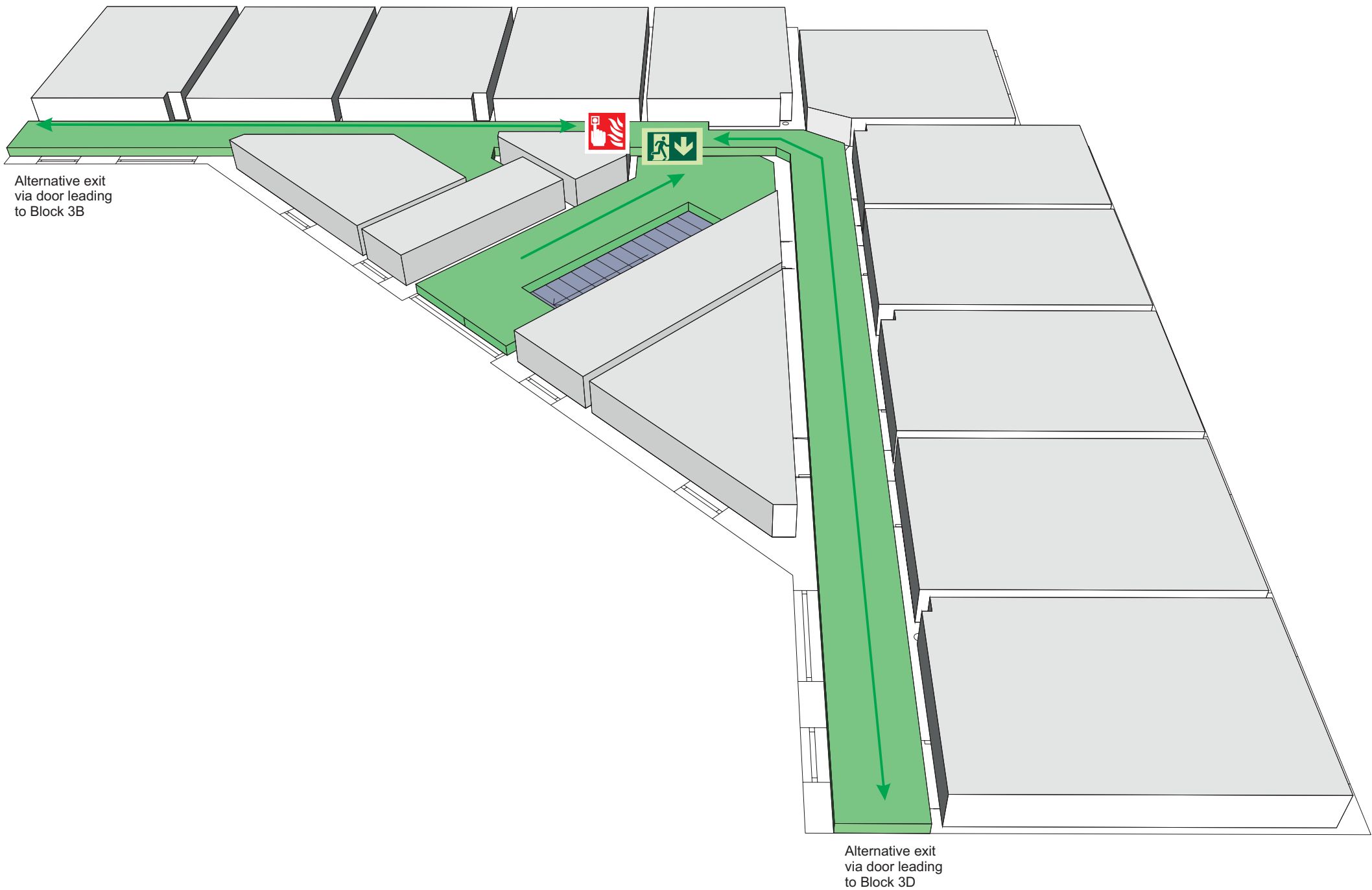
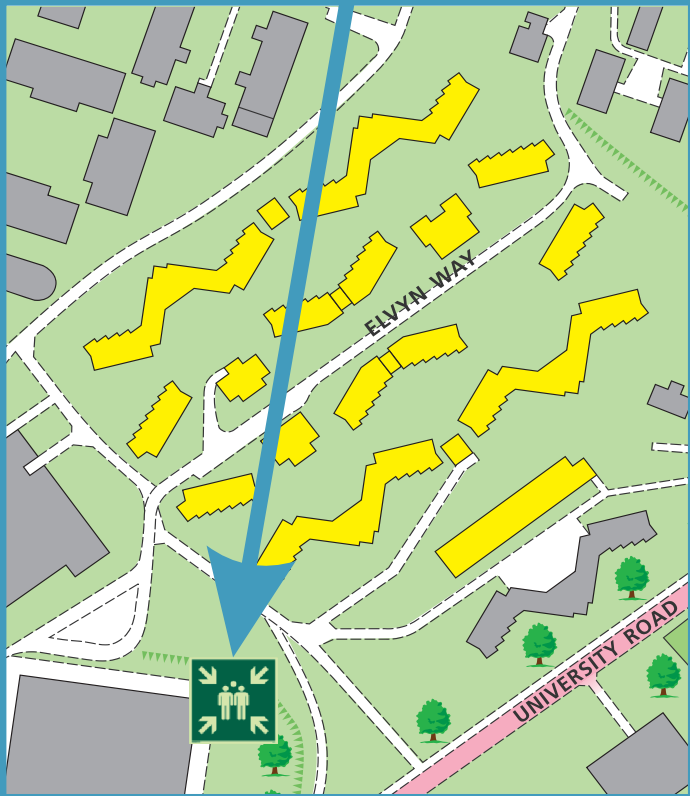


When alarm is given - do not panic, do  
not run.  
Leave the building following the fire  
emergency exit signs.



Do not re-enter the building unless told  
to do so by the Fire Marshall, Warden or  
Fire Service.

ASSEMBLY POINT 26 IS ALLOCATED TO THE  
BUILDINGS SHOWN IN YELLOW



The Deaf Alert system is installed in the building.  
Please contact the University Fire Officer on **01509 222182** for further advice.

simplydesignsolutions

## Telford Block 3C Second Floor



Fire alarm  
Call point



Fire exit



Wheelchair  
accessible exit



Fire escape route



Assembly point



Safe refuge



Evac lift



Evac coms



Non evac coms

Loughborough  
University

## Telford Block 3D

LAST UPDATED December 2016

### **Purpose:**

The purpose of a Generic Emergency Evacuation Plan (GEEP) is to enable visitors to the building with restricted mobility or those who may not be able to evacuate unaided to become familiar with the layout, evacuation procedures, available equipment and communication devices.

If you feel that this document does not provide you with sufficient information or that you require further assistance, please contact the Loughborough University Fire Officer on 01509 222182.

### **The building:**

Telford Block 3D building comprises of 3 floors.  
Several accessible fire exits are available at ground level.

### **Action required on hearing the fire alarm:**

If able, you should leave the building immediately by the nearest fire exit (see attached floor plan) and report to the assigned assembly point for the building.

### **Other recommendations:**

It is recommended that all visitors to the Telford Block 3D building should familiarise themselves with the fire alarm signals and floor layout. Floor plans and evacuation equipment locations have been provided with this document.

### **Equipment provided:**

Accessible fire exits are available on the ground floor of the building.



The Deaf Alerter system is installed in this building. If you would like access to a Deaf Alerter Pager, please contact the University Fire Officer on 01509 222182.



YOUR ASSEMBLY POINT IS:

Fire Assembly Point 26

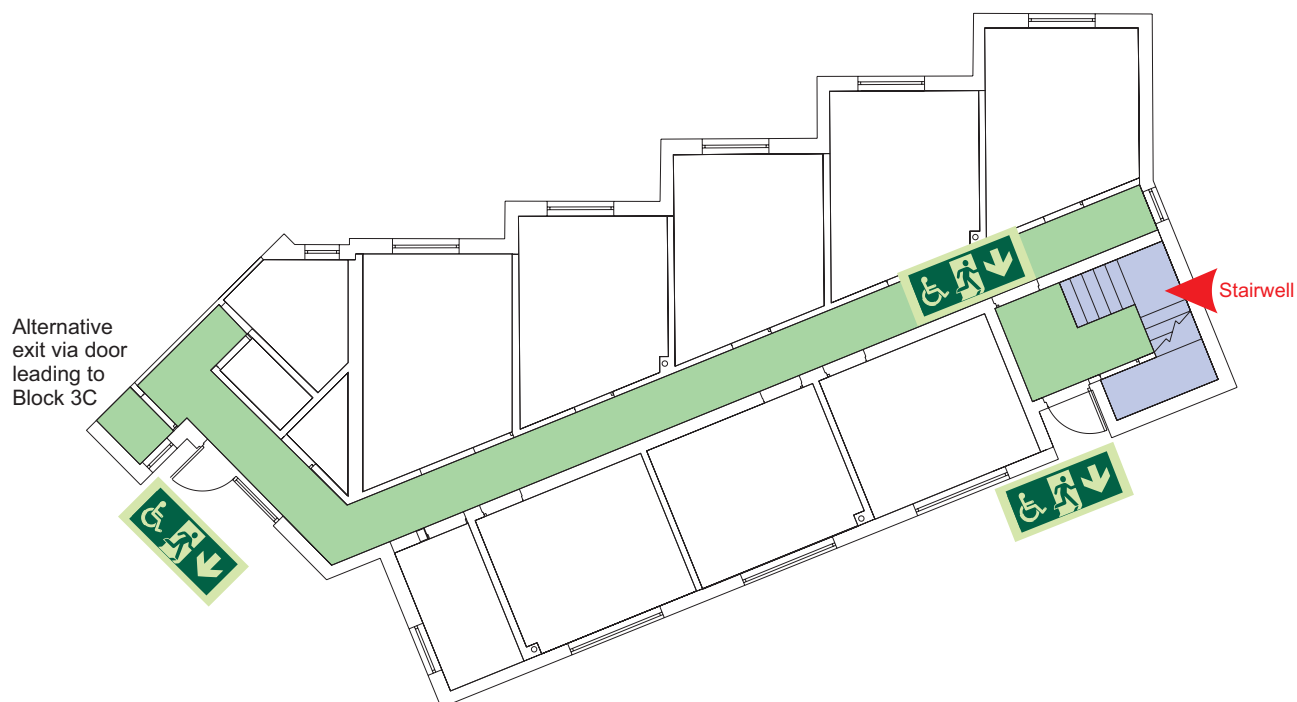


# Generic Emergency Evacuation Plan

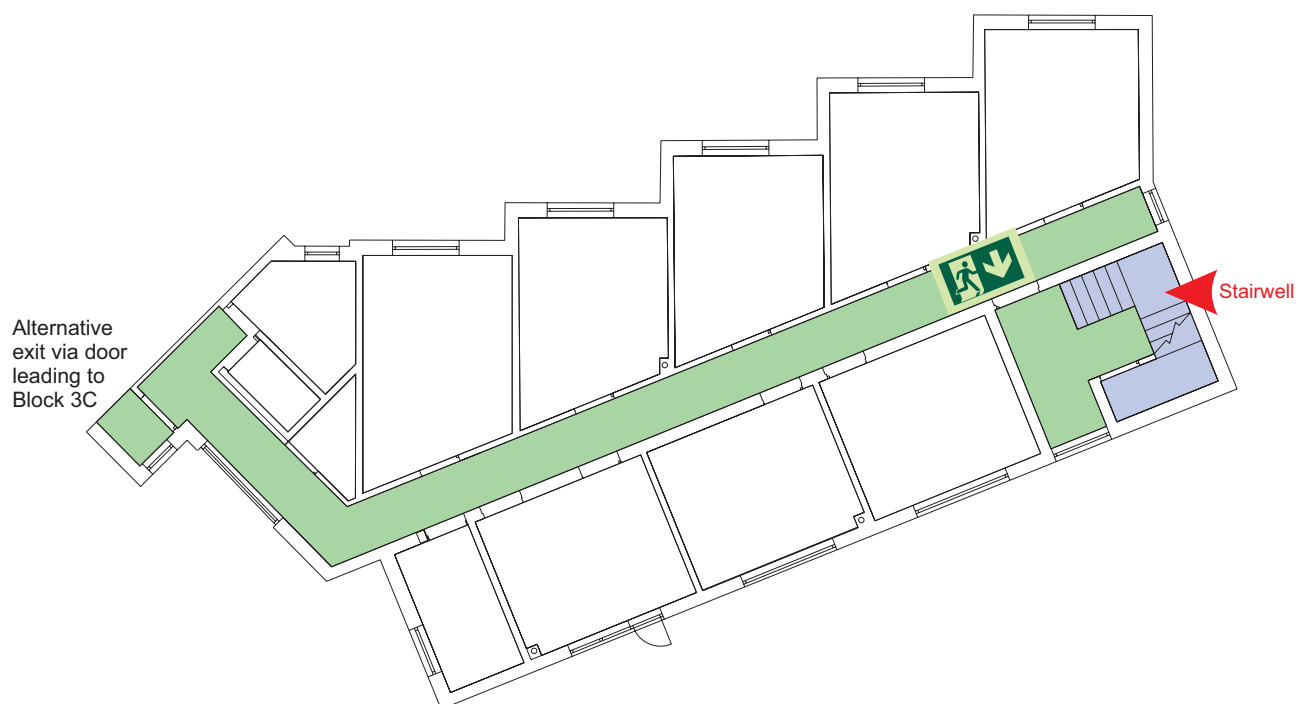
Loughborough  
University

## Telford Block 3D

LAST UPDATED December 2016



Ground



First



Accessible final exit



Evacuation lift



Safe refuge



Evacuation  
coms



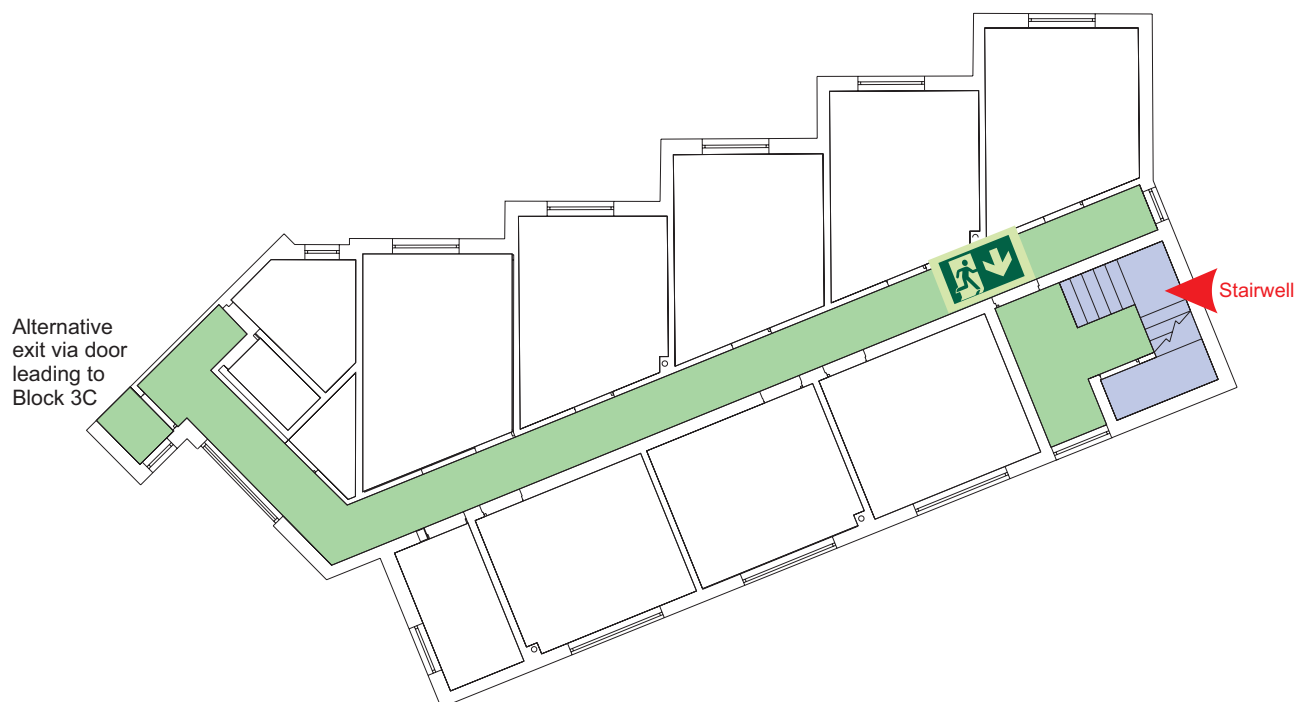
Non  
evacuation  
lift

# Generic Emergency Evacuation Plan

Loughborough  
University

## Telford Block 3D

LAST UPDATED December 2016



Second



Accessible final exit



Evacuation lift



Safe refuge



Evacuation  
coms



Non  
evacuation  
lift

# FIRE ESCAPE PLAN

## LOUGHBOROUGH UNIVERSITY FIRE INSTRUCTIONS

### ANY PERSON DISCOVERING A FIRE



Sound the alarm.  
Operate the nearest fire alarm call point.



Telephone Security on the emergency  
number 0800 526966.



Do not attack fire with extinguisher  
unless trained to do so.

### ON HEARING THE ALARM



Evacuate building and go to assembly  
point.

Your assembly point is:-

**Assembly Point 26**

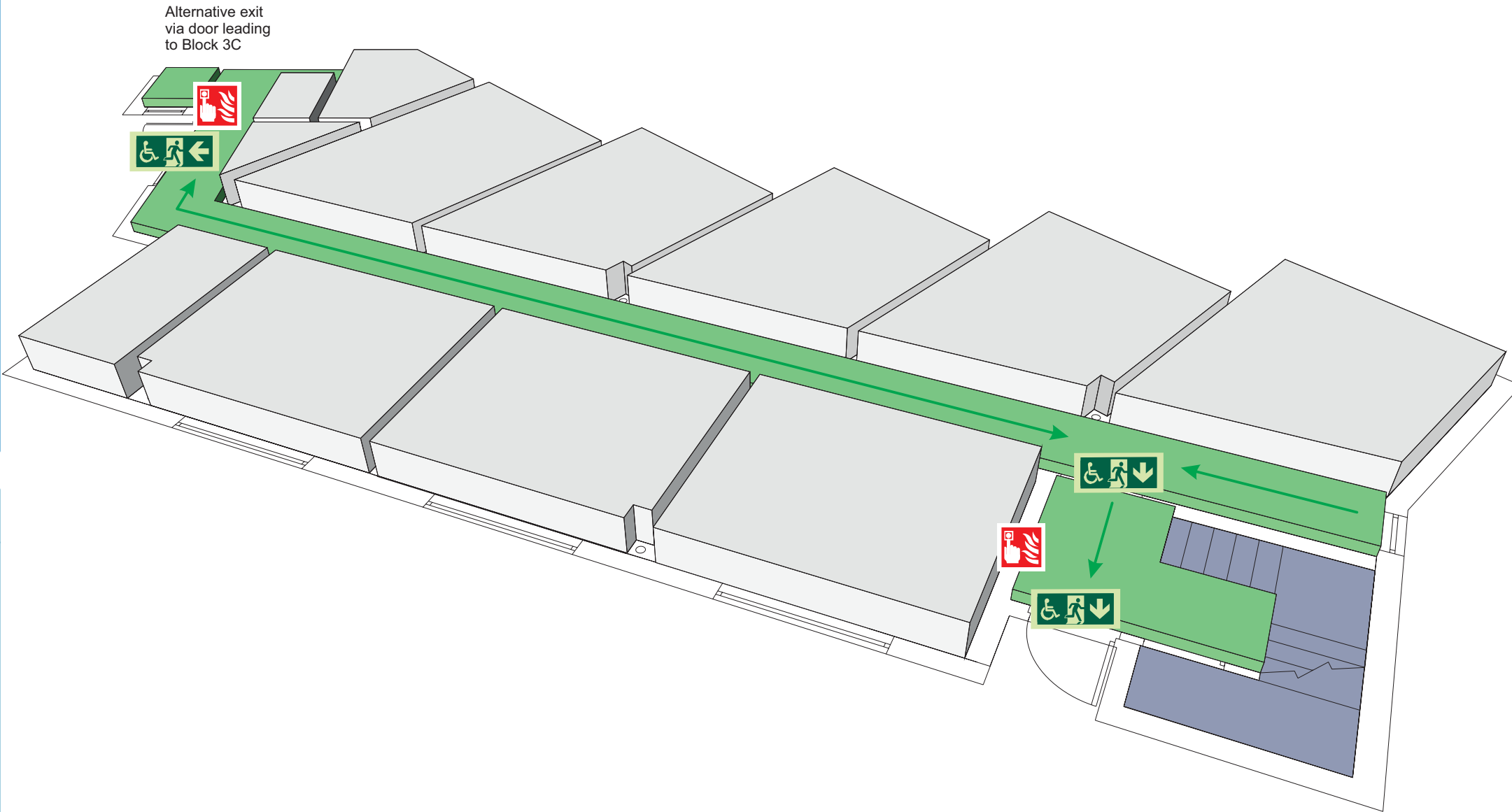
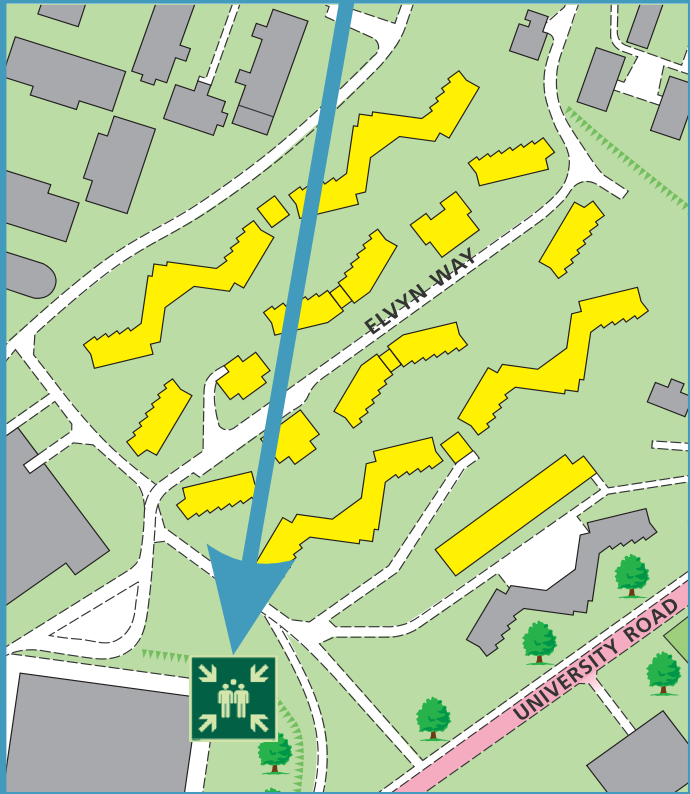


When alarm is given - do not panic, do  
not run.  
Leave the building following the fire  
emergency exit signs.



Do not re-enter the building unless told  
to do so by the Fire Marshall, Warden or  
Fire Service.

ASSEMBLY POINT 26 IS ALLOCATED TO THE  
BUILDINGS SHOWN IN YELLOW



The Deaf Alert system is installed in the building.  
Please contact the University Fire Officer on **01509 222182** for further advice.

simplydesignsolutions

## Telford Block 3D Ground Floor



Fire alarm  
Call point



Fire exit



Wheelchair  
accessible exit



Fire escape route



Assembly point



Safe refuge



Evac lift



Evac coms



Non evac coms

Loughborough  
University

# FIRE ESCAPE PLAN

## LOUGHBOROUGH UNIVERSITY FIRE INSTRUCTIONS

### ANY PERSON DISCOVERING A FIRE



Sound the alarm.  
Operate the nearest fire alarm call point.



Telephone Security on the emergency  
number 0800 526966.



Do not attack fire with extinguisher  
unless trained to do so.

### ON HEARING THE ALARM



Evacuate building and go to assembly  
point.

Your assembly point is:-

**Assembly Point 26**

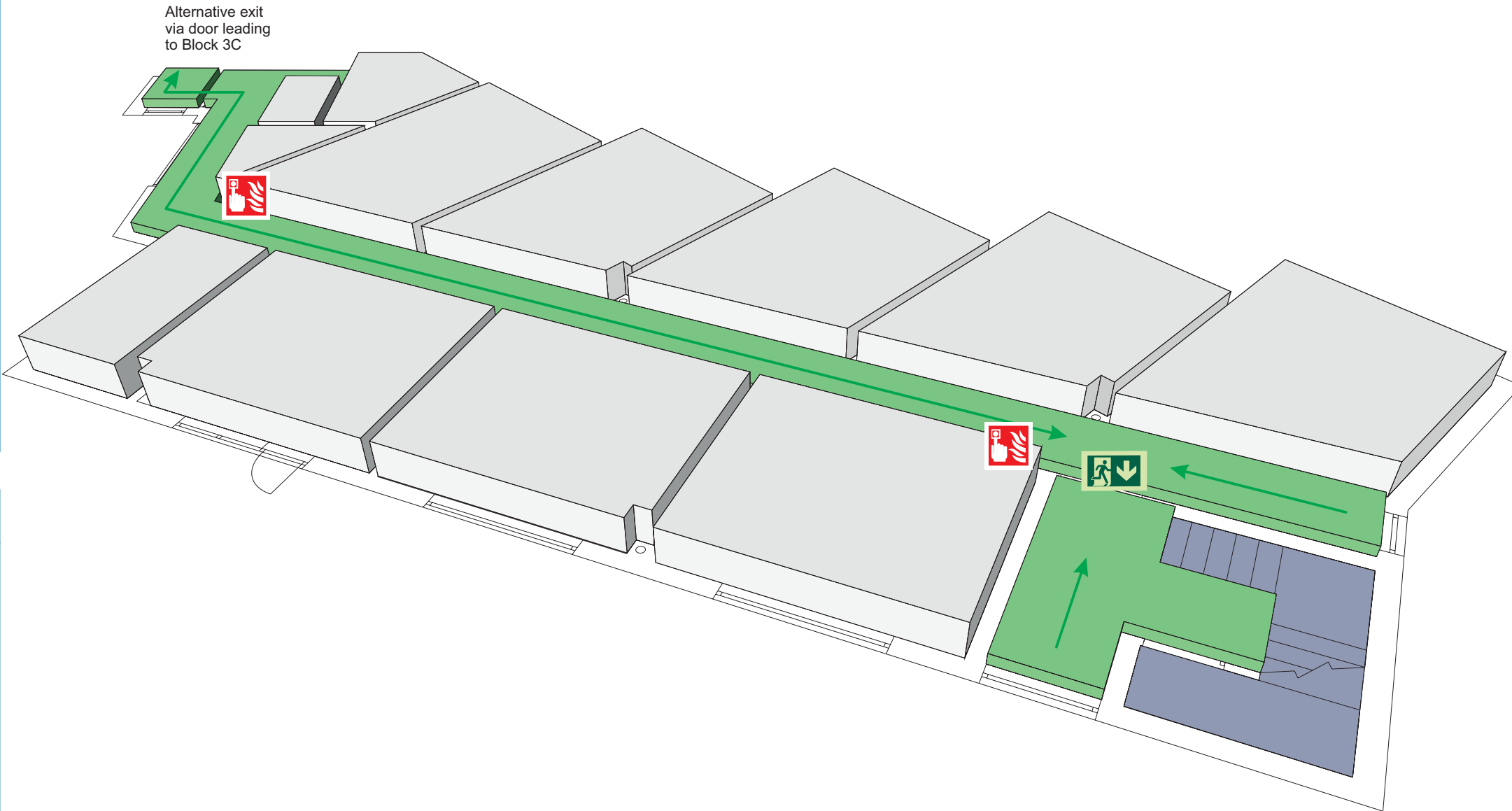
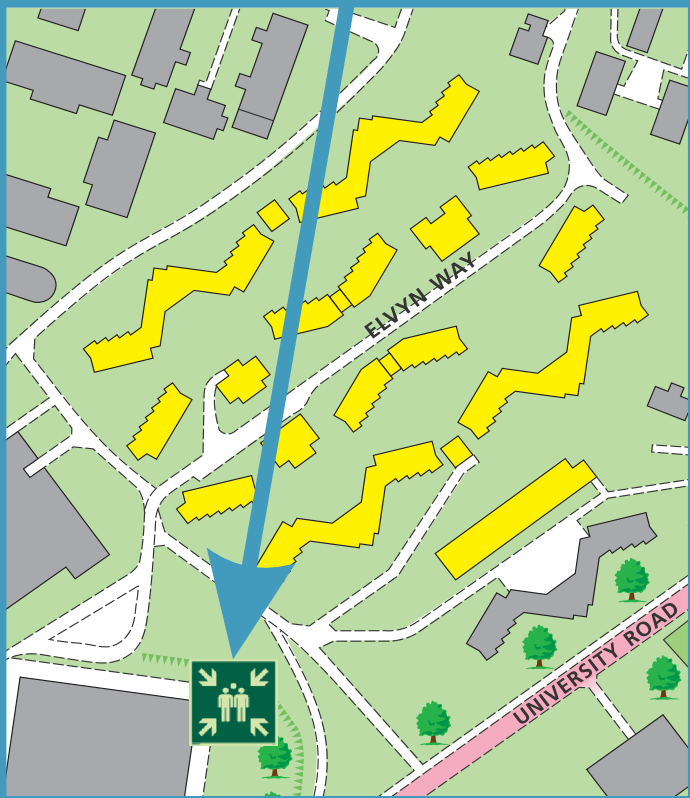


When alarm is given - do not panic, do  
not run.  
Leave the building following the fire  
emergency exit signs.



Do not re-enter the building unless told  
to do so by the Fire Marshall, Warden or  
Fire Service.

ASSEMBLY POINT 26 IS ALLOCATED TO THE  
BUILDINGS SHOWN IN YELLOW



The Deaf Alerter system is installed in the building.  
Please contact the University Fire Officer on **01509 222182** for further advice.

simplydesignsolutions

## Telford Block 3D First Floor



Fire alarm  
Call point



Fire exit



Wheelchair  
accessible exit



Fire escape route



Assembly point



Safe refuge



Evac lift



Evac coms



Non evac coms

Loughborough  
University

# FIRE ESCAPE PLAN

## LOUGHBOROUGH UNIVERSITY FIRE INSTRUCTIONS

### ANY PERSON DISCOVERING A FIRE



Sound the alarm.  
Operate the nearest fire alarm call point.



Telephone Security on the emergency  
number 0800 526966.



Do not attack fire with extinguisher  
unless trained to do so.

### ON HEARING THE ALARM



Evacuate building and go to assembly  
point.  
Your assembly point is:-

**Assembly Point 26**

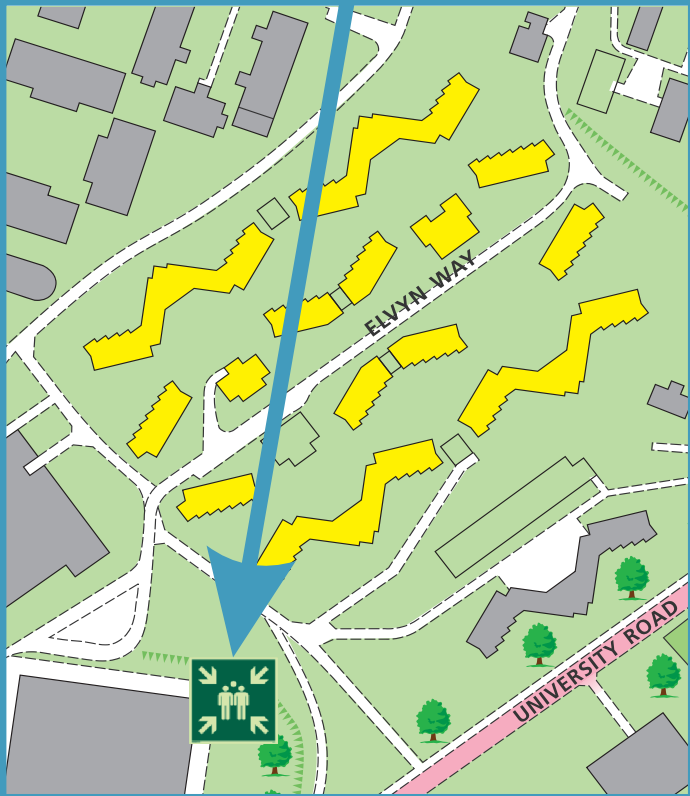


When alarm is given - do not panic, do  
not run.  
Leave the building following the fire  
emergency exit signs.



Do not re-enter the building unless told  
to do so by the Fire Marshall, Warden or  
Fire Service.

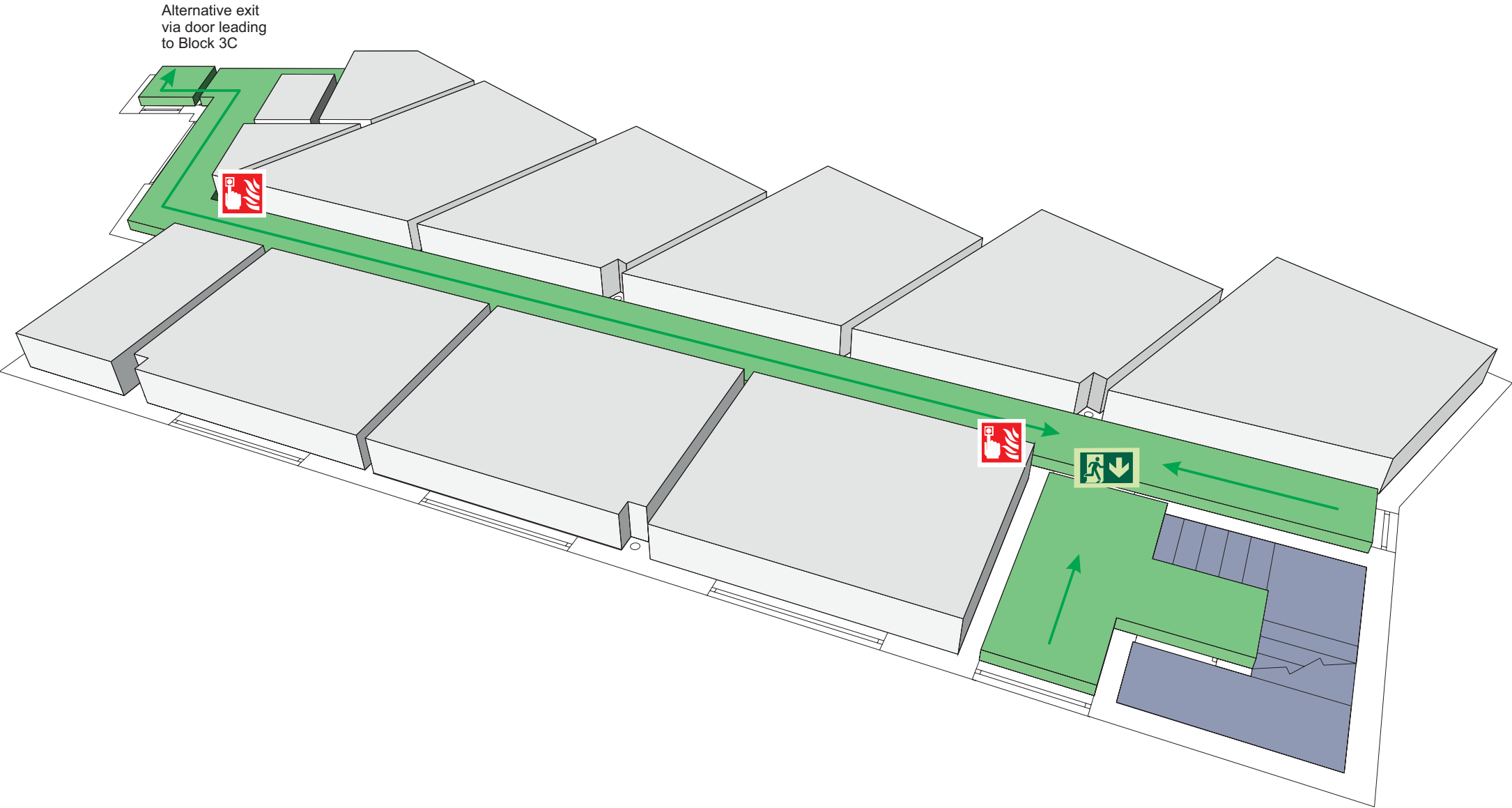
ASSEMBLY POINT 26 IS ALLOCATED TO THE  
BUILDINGS SHOWN IN YELLOW



The Deaf Alerter system is installed in the building.  
Please contact the University Fire Officer on **01509 222182** for further advice.

simplydesignsolutions

## Telford Block 3D Second Floor



Fire alarm  
Call point



Fire exit



Wheelchair  
accessible exit



Fire escape route



Assembly point



Safe refuge



Evac lift



Evac coms



Non evac coms

Loughborough  
University

# Generic Emergency Evacuation Plan

Loughborough  
University

## Telford Block 3E

LAST UPDATED December 2016

### Purpose:

The purpose of a Generic Emergency Evacuation Plan (GEEP) is to enable visitors to the building with restricted mobility or those who may not be able to evacuate unaided to become familiar with the layout, evacuation procedures, available equipment and communication devices.

If you feel that this document does not provide you with sufficient information or that you require further assistance, please contact the Loughborough University Fire Officer on 01509 222182.

### The building:

Telford Block 3E building comprises of 3 floors.  
Several accessible fire exits are available at ground level.

### Action required on hearing the fire alarm:

If able, you should leave the building immediately by the nearest fire exit (see attached floor plan) and report to the assigned assembly point for the building.

### Other recommendations:

It is recommended that all visitors to the Telford Block 3E building should familiarise themselves with the fire alarm signals and floor layout. Floor plans and evacuation equipment locations have been provided with this document.

### Equipment provided:

Accessible fire exits are available on the ground floor of the building.



The Deaf Alerter system is installed in this building. If you would like access to a Deaf Alerter Pager, please contact the University Fire Officer on 01509 222182.



YOUR ASSEMBLY POINT IS:

Fire Assembly Point 26

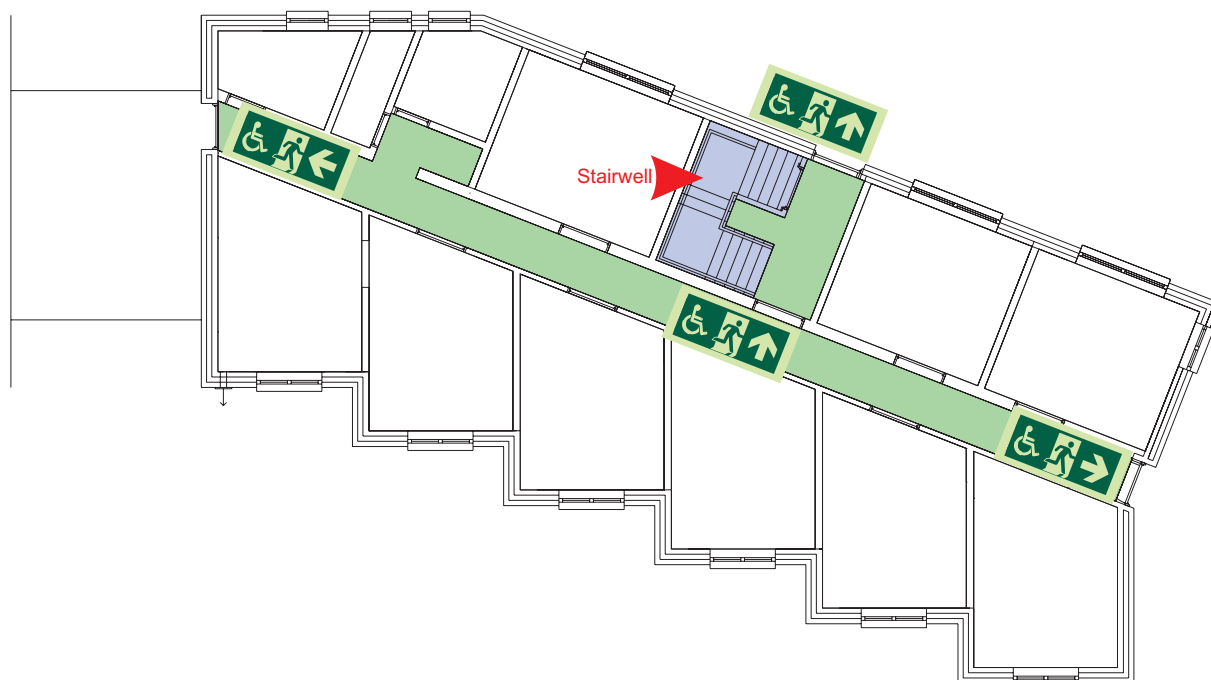


# Generic Emergency Evacuation Plan

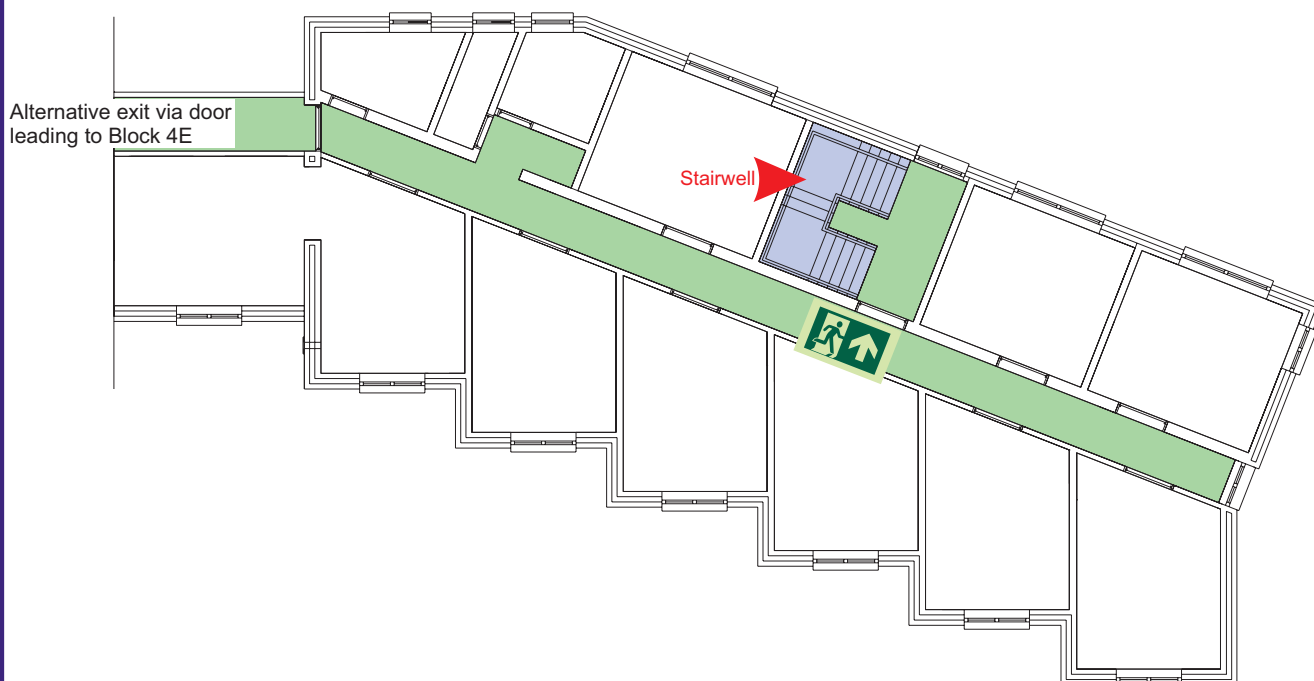
Loughborough  
University

## Telford Block 3E

LAST UPDATED December 2016



Ground



First



Accessible final exit



Evacuation lift



Safe refuge



Evacuation  
coms



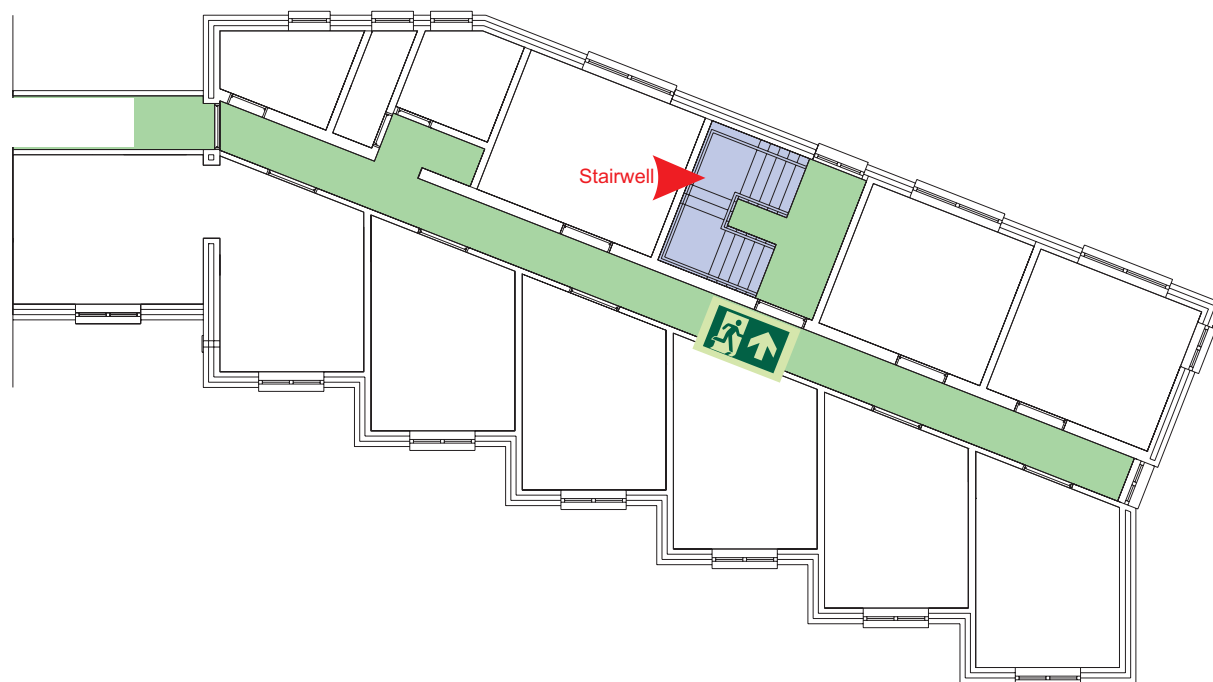
Non  
evacuation  
lift

# Generic Emergency Evacuation Plan

Loughborough  
University

## Telford Block 3E

LAST UPDATED December 2016



Second



Accessible final exit



Evacuation lift



Safe refuge



Evacuation  
coms



Non  
evacuation  
lift

# FIRE ESCAPE PLAN

## LOUGHBOROUGH UNIVERSITY FIRE INSTRUCTIONS

### ANY PERSON DISCOVERING A FIRE



Sound the alarm.  
Operate the nearest fire alarm call point.



Telephone Security on the emergency  
number 0800 526966.



Do not attack fire with extinguisher  
unless trained to do so.

### ON HEARING THE ALARM



Evacuate building and go to assembly  
point.  
Your assembly point is:-

Assembly Point 26

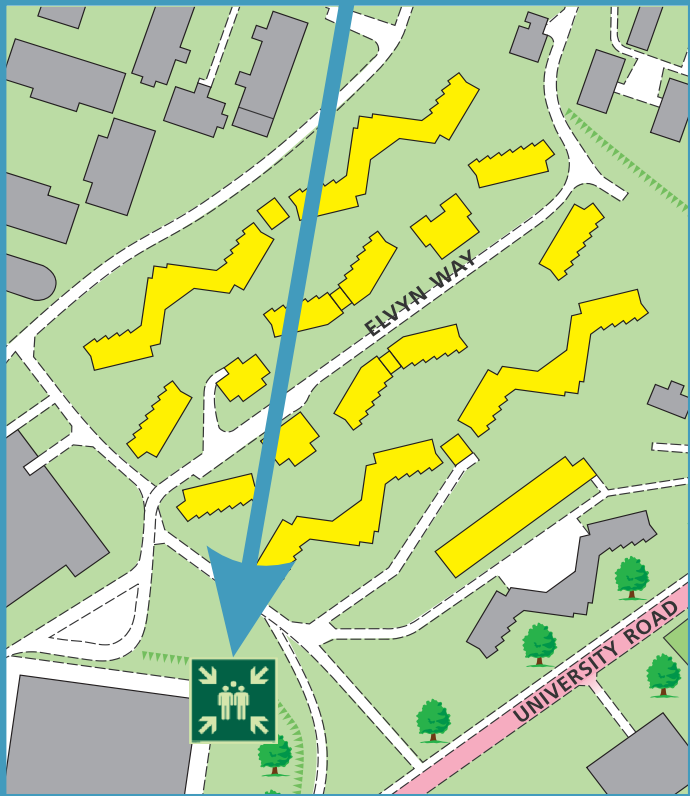


When alarm is given - do not panic, do  
not run.  
Leave the building following the fire  
emergency exit signs.



Do not re-enter the building unless told  
to do so by the Fire Marshall, Warden or  
Fire Service.

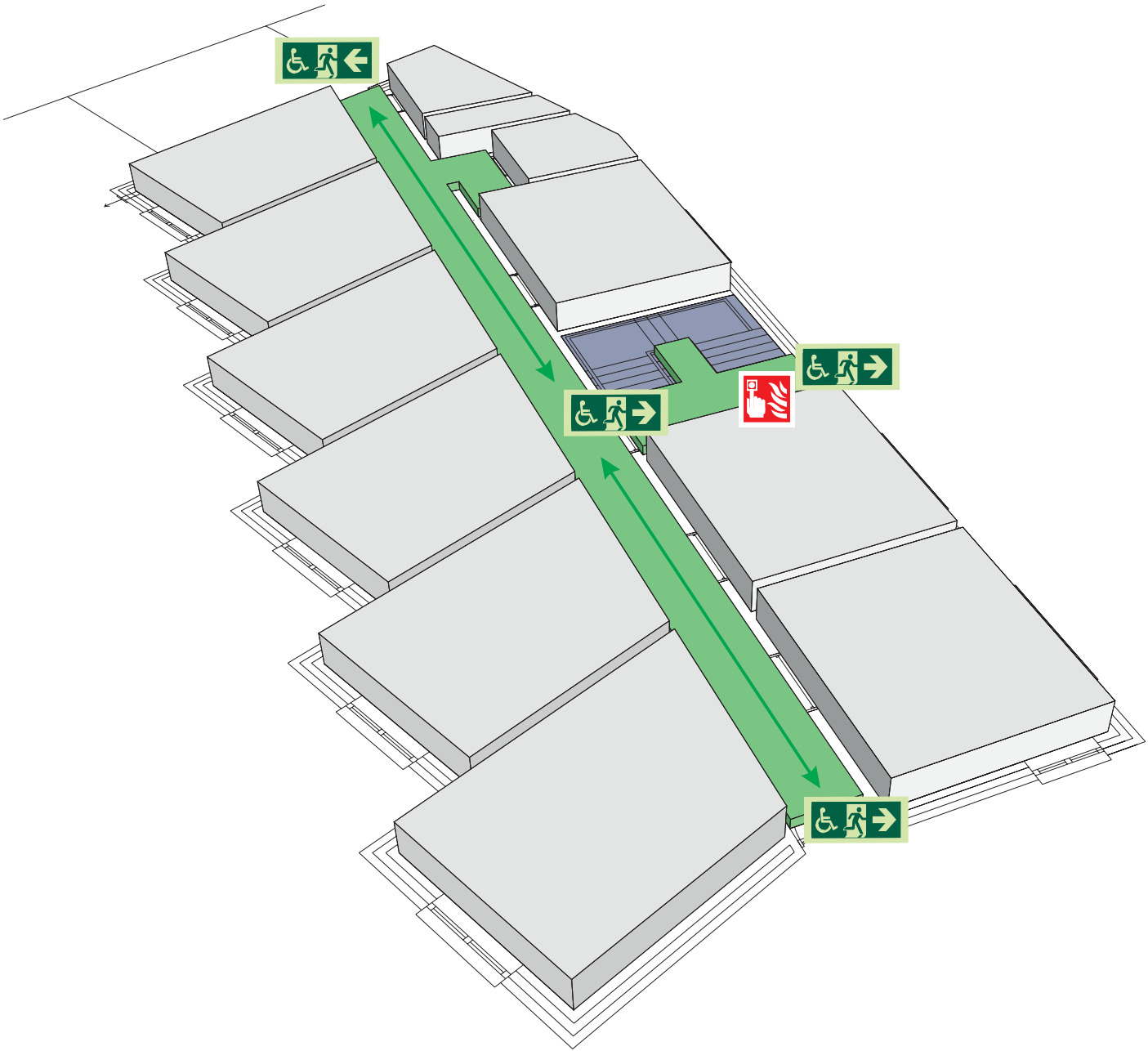
ASSEMBLY POINT 26 IS ALLOCATED TO THE  
BUILDINGS SHOWN IN YELLOW



The Deaf Alert system is installed in the building.  
Please contact the University Fire Officer on **01509 222182** for further advice.

simplydesignsolutions

## Telford Block 3E Ground Floor



Fire alarm  
Call point



Fire exit



Wheelchair  
accessible exit



Fire escape route



Assembly point



Safe refuge



Evac lift



Evac coms



Non evac coms

Loughborough  
University

# FIRE ESCAPE PLAN

## LOUGHBOROUGH UNIVERSITY FIRE INSTRUCTIONS

### ANY PERSON DISCOVERING A FIRE



Sound the alarm.  
Operate the nearest fire alarm call point.



Telephone Security on the emergency  
number 0800 526966.



Do not attack fire with extinguisher  
unless trained to do so.

### ON HEARING THE ALARM



Evacuate building and go to assembly  
point.  
Your assembly point is:-

**Assembly Point 26**

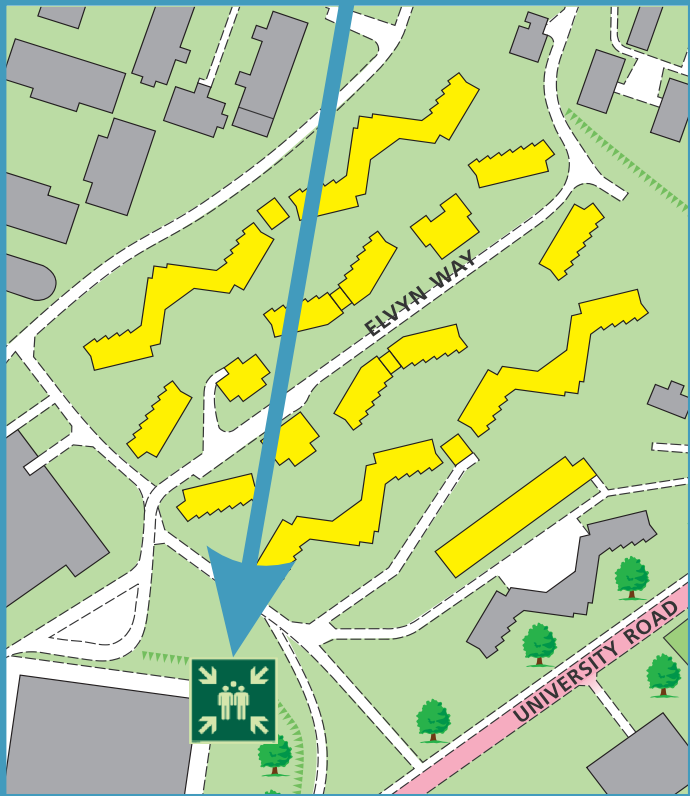


When alarm is given - do not panic, do  
not run.  
Leave the building following the fire  
emergency exit signs.



Do not re-enter the building unless told  
to do so by the Fire Marshall, Warden or  
Fire Service.

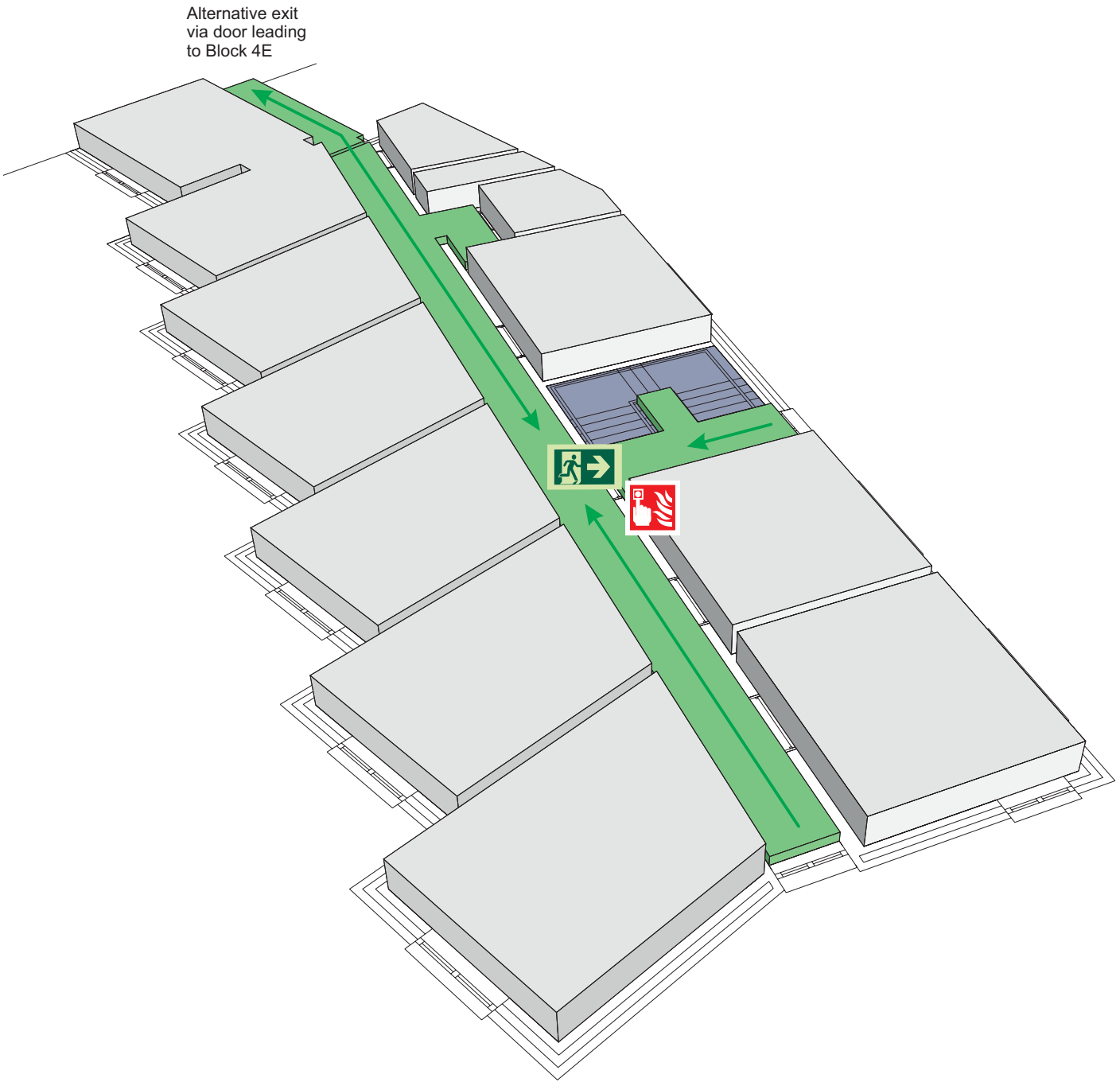
ASSEMBLY POINT 26 IS ALLOCATED TO THE  
BUILDINGS SHOWN IN YELLOW



The Deaf Alert system is installed in the building.  
Please contact the University Fire Officer on **01509 222182** for further advice.

simplydesignsolutions

## Telford Block 3E First Floor



Fire alarm  
Call point



Fire exit



Wheelchair  
accessible exit



Fire escape route



Assembly point



Safe refuge



Evac lift



Evac coms



Non evac coms

Loughborough  
University

# FIRE ESCAPE PLAN

## LOUGHBOROUGH UNIVERSITY FIRE INSTRUCTIONS

### ANY PERSON DISCOVERING A FIRE



Sound the alarm.  
Operate the nearest fire alarm call point.



Telephone Security on the emergency  
number 0800 526966.



Do not attack fire with extinguisher  
unless trained to do so.

### ON HEARING THE ALARM



Evacuate building and go to assembly  
point.  
Your assembly point is:-

**Assembly Point 26**

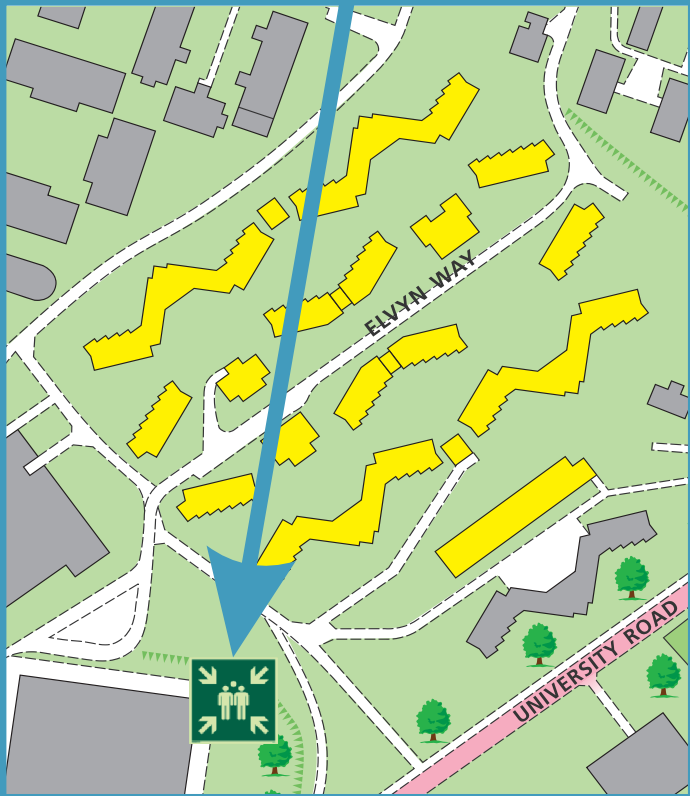


When alarm is given - do not panic, do  
not run.  
Leave the building following the fire  
emergency exit signs.



Do not re-enter the building unless told  
to do so by the Fire Marshall, Warden or  
Fire Service.

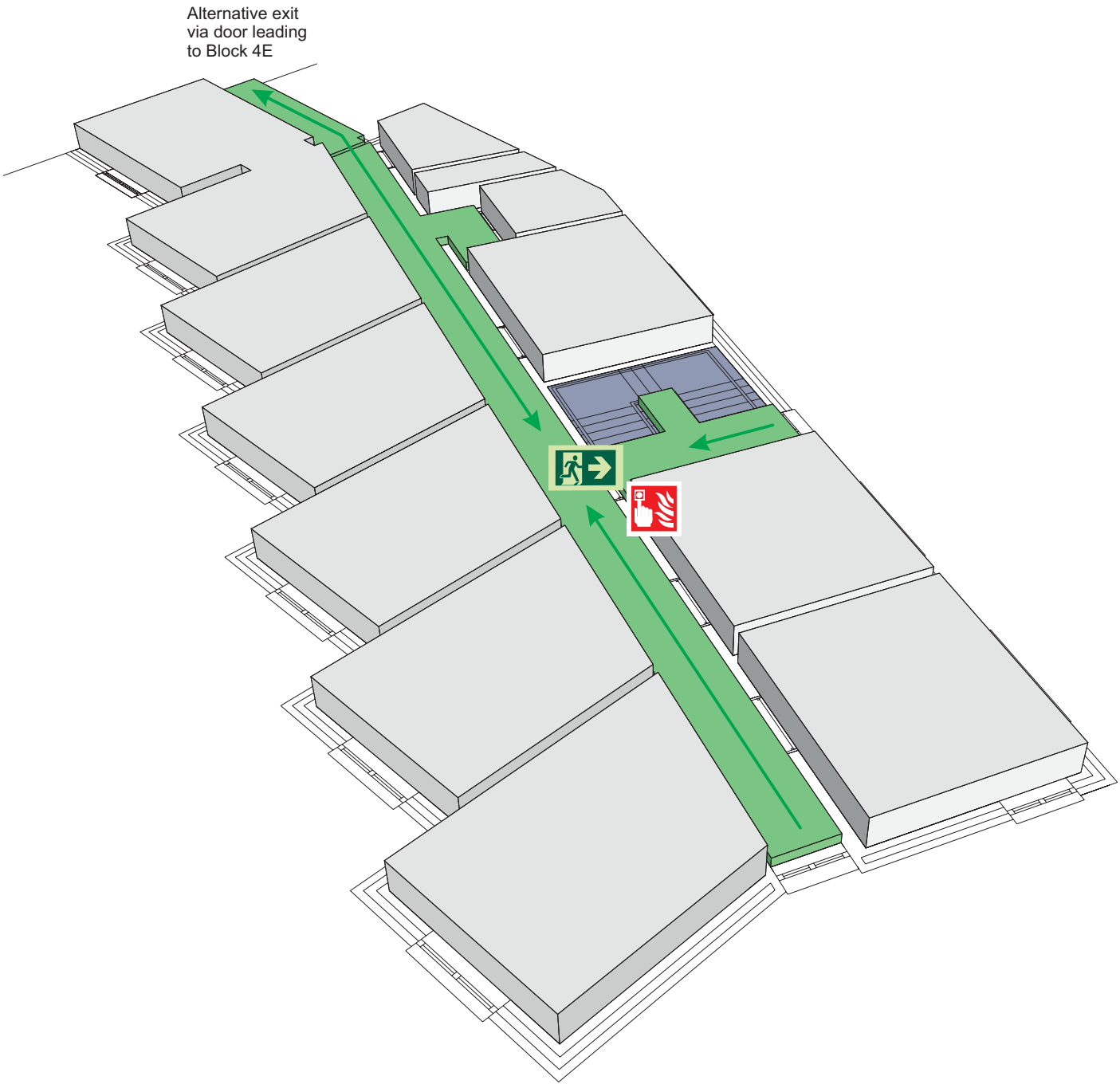
ASSEMBLY POINT 26 IS ALLOCATED TO THE  
BUILDINGS SHOWN IN YELLOW



The Deaf Alert system is installed in the building.  
Please contact the University Fire Officer on **01509 222182** for further advice.

simplydesignsolutions

## Telford Block 3E Second Floor



Fire alarm  
Call point



Fire exit



Wheelchair  
accessible exit



Fire escape route



Assembly point



Safe refuge



Evac lift



Evac coms



Non evac coms

Loughborough  
University

## Telford Block 4A

LAST UPDATED December 2016

### Purpose:

The purpose of a Generic Emergency Evacuation Plan (GEEP) is to enable visitors to the building with restricted mobility or those who may not be able to evacuate unaided to become familiar with the layout, evacuation procedures, available equipment and communication devices.

If you feel that this document does not provide you with sufficient information or that you require further assistance, please contact the Loughborough University Fire Officer on 01509 222182.

### The building:

Telford Block 4A building comprises of 3 floors.  
Several accessible fire exits are available at ground level.

### Action required on hearing the fire alarm:

If able, you should leave the building immediately by the nearest fire exit (see attached floor plan) and report to the assigned assembly point for the building.

### Other recommendations:

It is recommended that all visitors to the Telford Block 4A building should familiarise themselves with the fire alarm signals and floor layout. Floor plans and evacuation equipment locations have been provided with this document.

### Equipment provided:

Accessible fire exits are available on the ground floor of the building.



The Deaf Alerter system is installed in this building. If you would like access to a Deaf Alerter Pager, please contact the University Fire Officer on 01509 222182.



YOUR ASSEMBLY POINT IS:

Fire Assembly Point 26

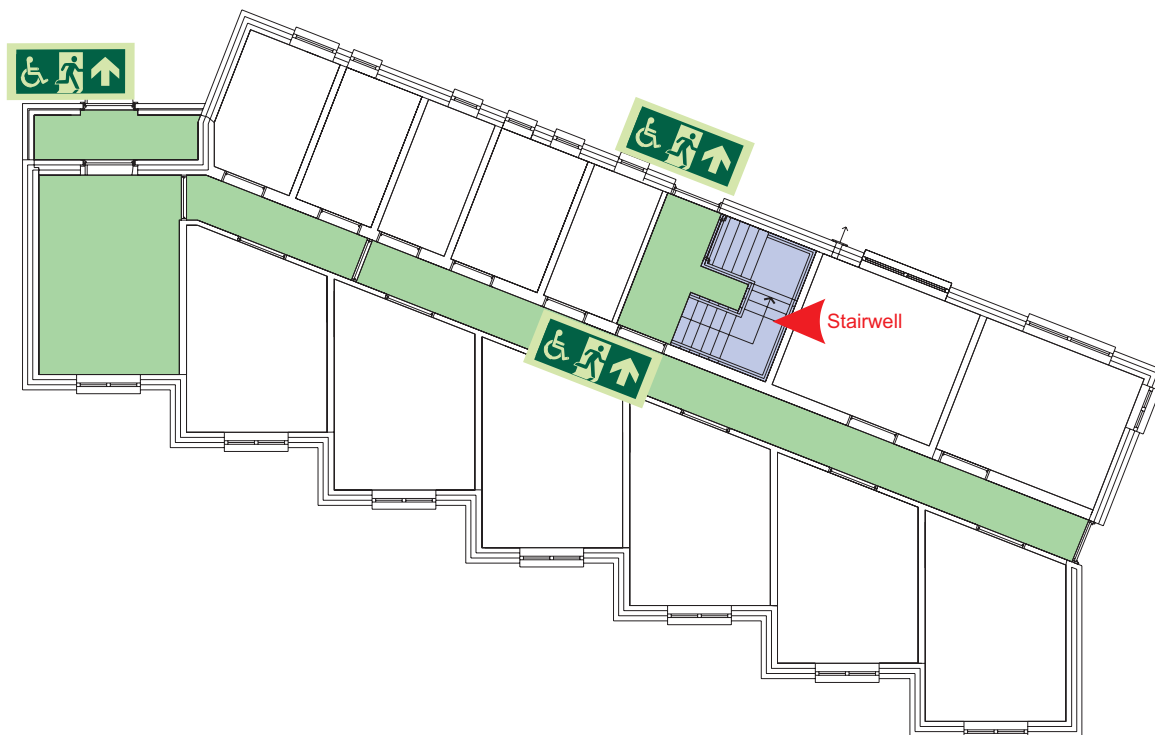


# Generic Emergency Evacuation Plan

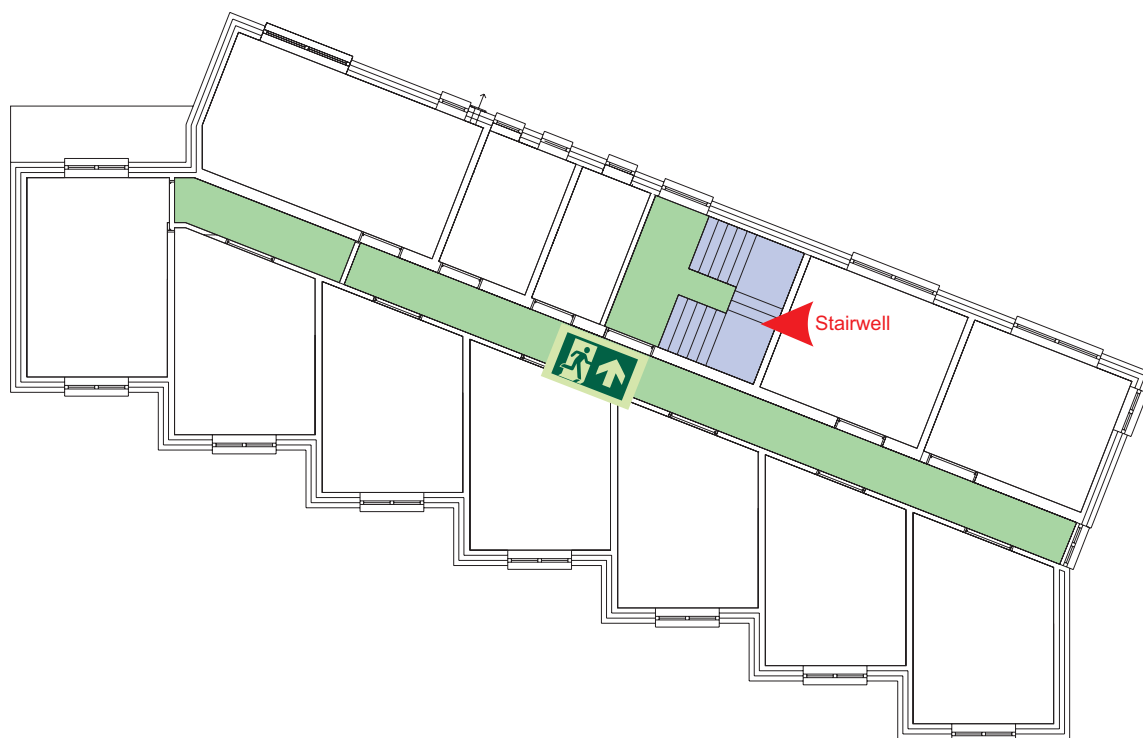
Loughborough  
University

## Telford Block 4A

LAST UPDATED December 2016



Ground



First



Accessible final exit



Evacuation lift



Safe refuge



Evacuation  
coms



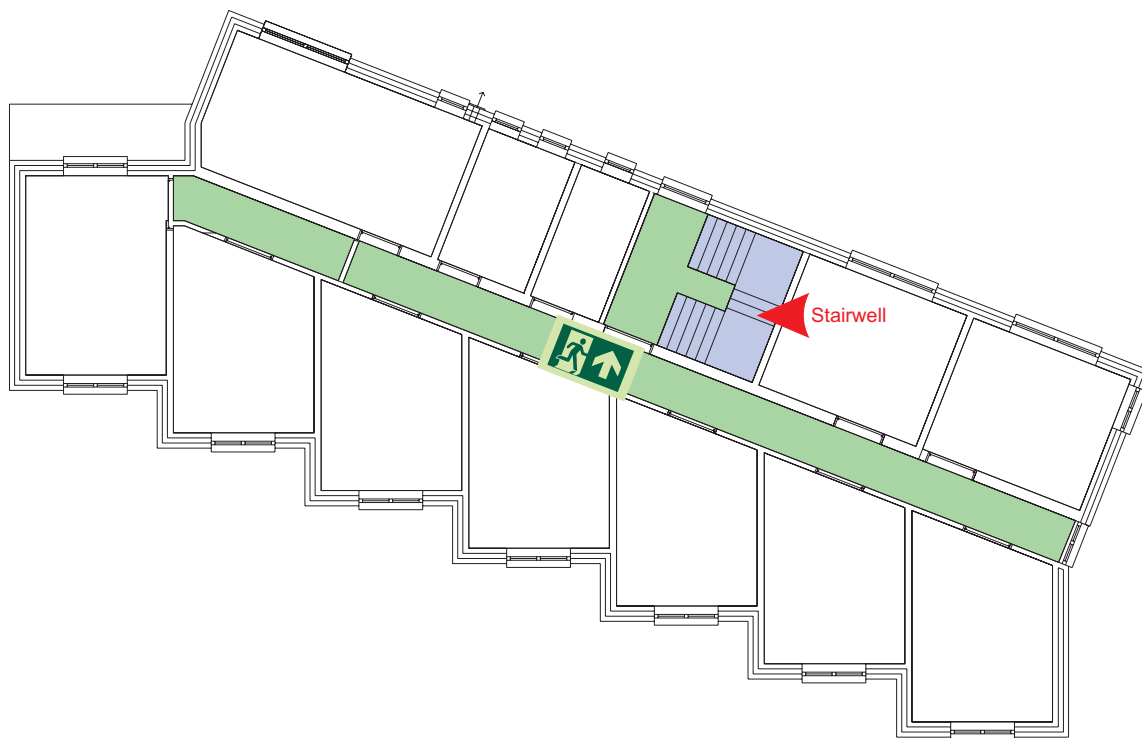
Non  
evacuation  
lift

# Generic Emergency Evacuation Plan

Loughborough  
University

## Telford Block 4A

LAST UPDATED December 2016



Second



Accessible final exit



Evacuation lift



Safe refuge



Evacuation  
coms



Non  
evacuation  
lift

# FIRE ESCAPE PLAN

## LOUGHBOROUGH UNIVERSITY FIRE INSTRUCTIONS

### ANY PERSON DISCOVERING A FIRE



Sound the alarm.  
Operate the nearest fire alarm call point.



Telephone Security on the emergency  
number 0800 526966.



Do not attack fire with extinguisher  
unless trained to do so.

### ON HEARING THE ALARM



Evacuate building and go to assembly  
point.  
Your assembly point is:-

Assembly Point 26

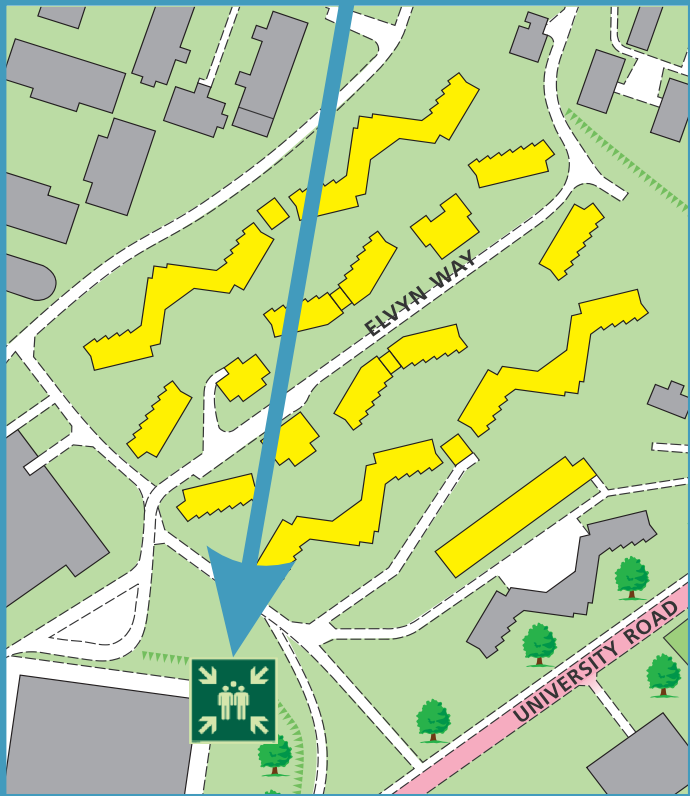


When alarm is given - do not panic, do  
not run.  
Leave the building following the fire  
emergency exit signs.



Do not re-enter the building unless told  
to do so by the Fire Marshall, Warden or  
Fire Service.

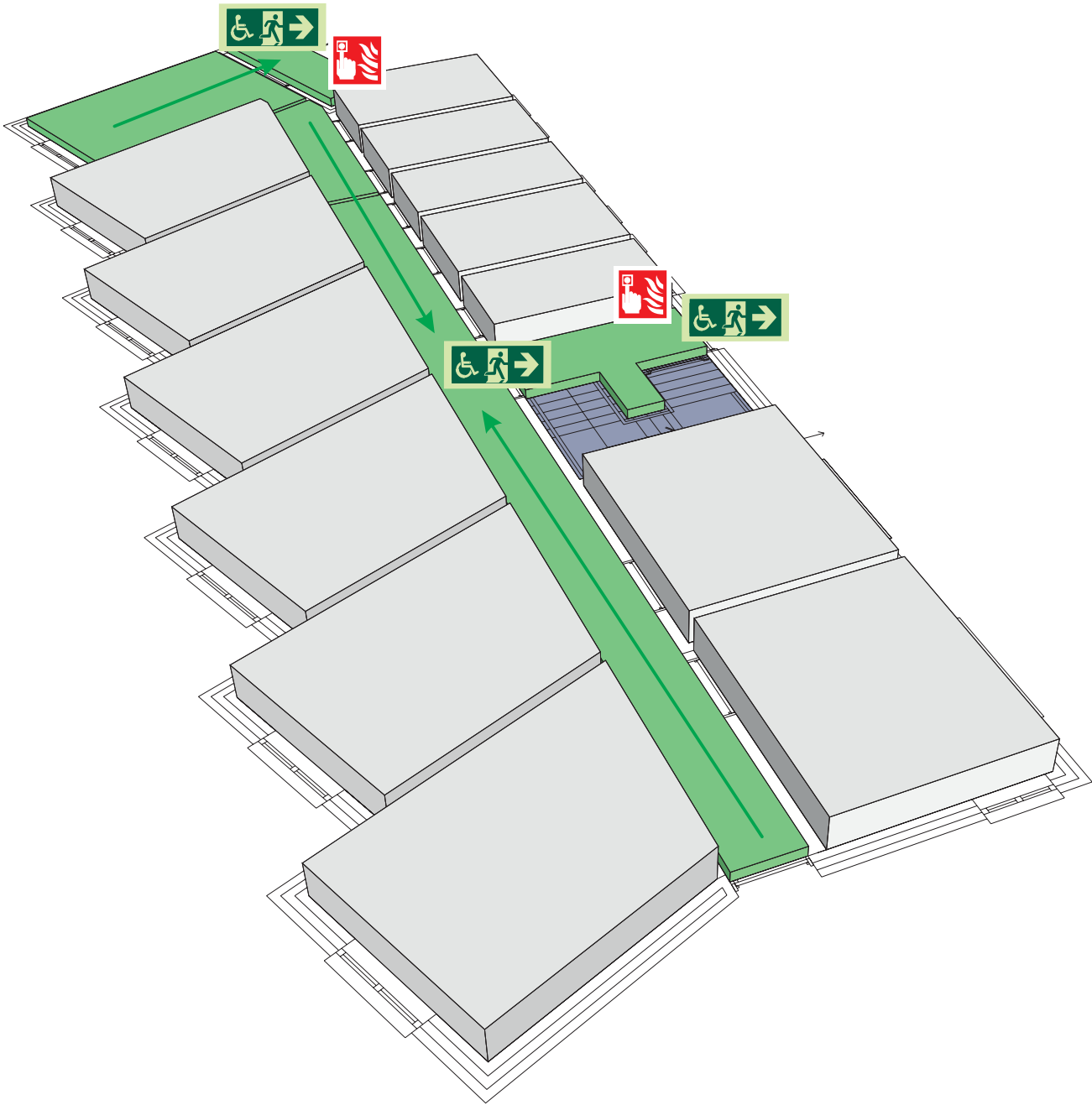
ASSEMBLY POINT 26 IS ALLOCATED TO THE  
BUILDINGS SHOWN IN YELLOW



The Deaf Alert system is installed in the building.  
Please contact the University Fire Officer on **01509 222182** for further advice.

simplydesignsolutions

## Telford Block 4A Ground Floor



Fire alarm  
Call point



Fire exit



Wheelchair  
accessible exit



Fire escape route



Assembly point



Safe refuge



Evac lift



Evac coms



Non evac coms

Loughborough  
University

# FIRE ESCAPE PLAN

## LOUGHBOROUGH UNIVERSITY FIRE INSTRUCTIONS

### ANY PERSON DISCOVERING A FIRE



Sound the alarm.  
Operate the nearest fire alarm call point.



Telephone Security on the emergency  
number 0800 526966.



Do not attack fire with extinguisher  
unless trained to do so.

### ON HEARING THE ALARM



Evacuate building and go to assembly  
point.  
Your assembly point is:-

Assembly Point 26

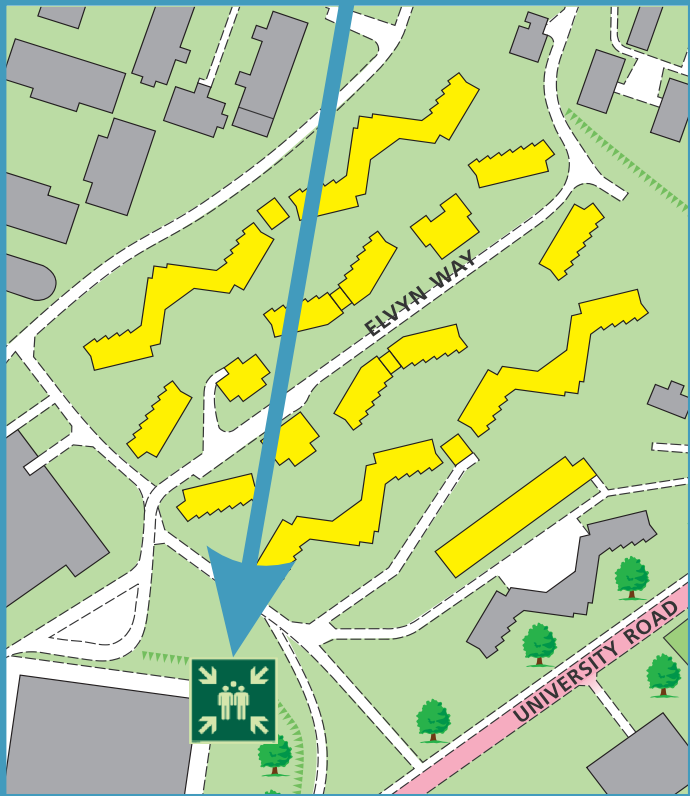


When alarm is given - do not panic, do  
not run.  
Leave the building following the fire  
emergency exit signs.



Do not re-enter the building unless told  
to do so by the Fire Marshall, Warden or  
Fire Service.

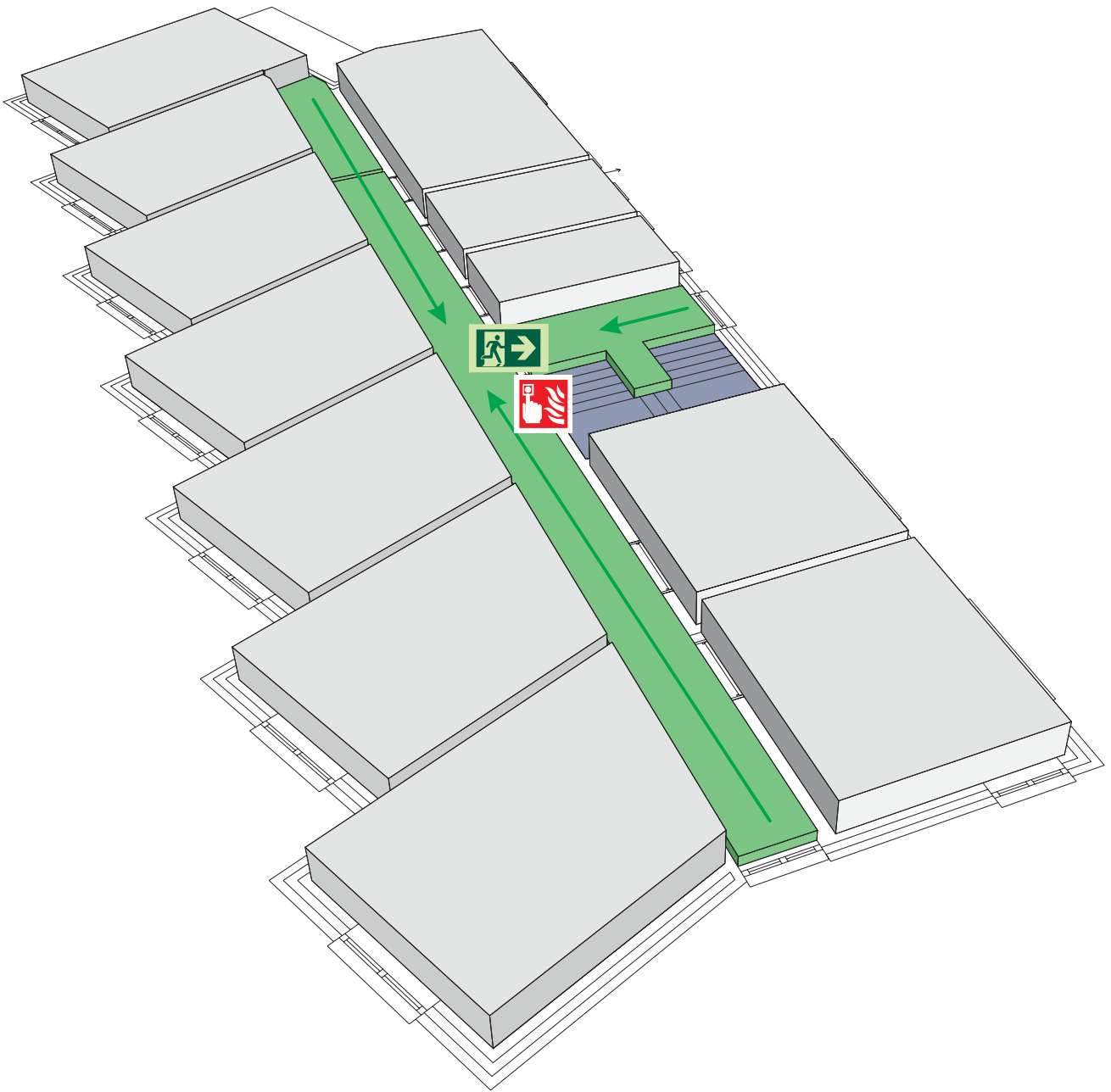
ASSEMBLY POINT 26 IS ALLOCATED TO THE  
BUILDINGS SHOWN IN YELLOW



The Deaf Alert system is installed in the building.  
Please contact the University Fire Officer on **01509 222182** for further advice.

simplydesignsolutions

## Telford Block 4A First Floor



Fire alarm  
Call point



Fire exit



Wheelchair  
accessible exit



Fire escape route



Assembly point



Safe refuge



Evac lift



Evac coms



Non evac coms

Loughborough  
University

# FIRE ESCAPE PLAN

## LOUGHBOROUGH UNIVERSITY FIRE INSTRUCTIONS

### ANY PERSON DISCOVERING A FIRE



Sound the alarm.  
Operate the nearest fire alarm call point.



Telephone Security on the emergency  
number 0800 526966.



Do not attack fire with extinguisher  
unless trained to do so.

### ON HEARING THE ALARM



Evacuate building and go to assembly  
point.  
Your assembly point is:-

**Assembly Point 26**

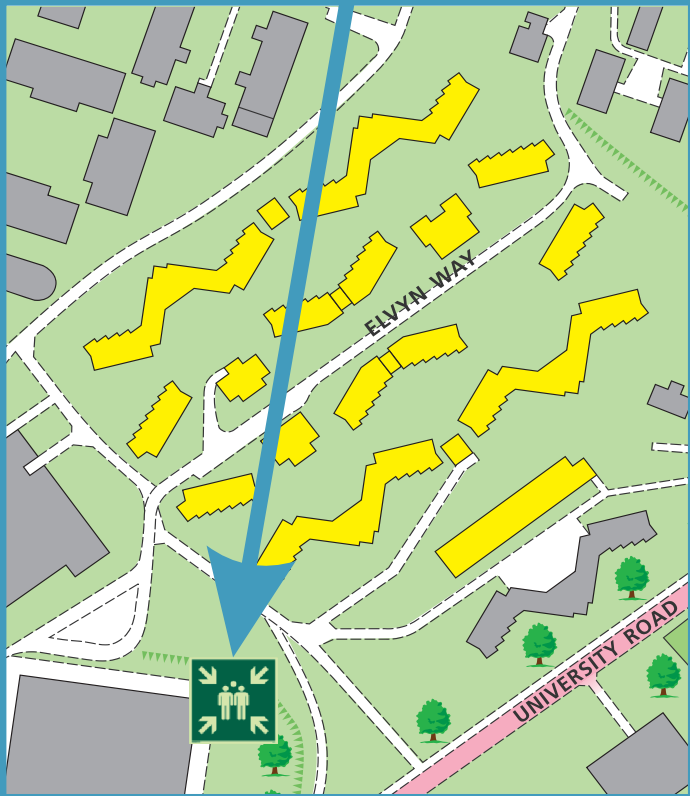


When alarm is given - do not panic, do  
not run.  
Leave the building following the fire  
emergency exit signs.



Do not re-enter the building unless told  
to do so by the Fire Marshall, Warden or  
Fire Service.

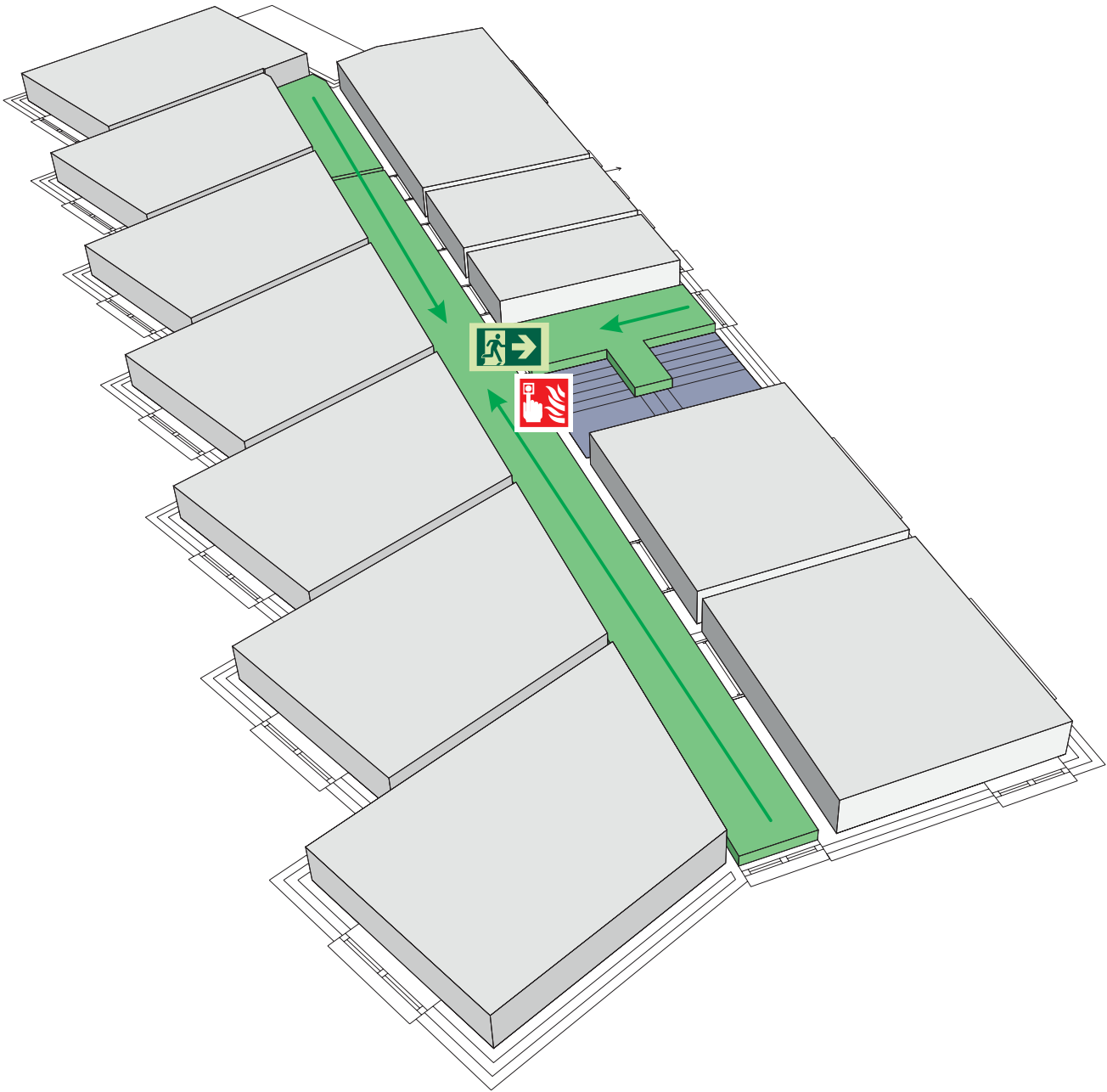
ASSEMBLY POINT 26 IS ALLOCATED TO THE  
BUILDINGS SHOWN IN YELLOW



The Deaf Alert system is installed in the building.  
Please contact the University Fire Officer on **01509 222182** for further advice.

simplydesignsolutions

## Telford Block 4A Second Floor



Fire alarm  
Call point



Fire exit



Wheelchair  
accessible exit



Fire escape route



Assembly point



Safe refuge



Evac lift



Evac coms



Non evac coms

Loughborough  
University

## Telford Block 4B

LAST UPDATED December 2016

### **Purpose:**

The purpose of a Generic Emergency Evacuation Plan (GEEP) is to enable visitors to the building with restricted mobility or those who may not be able to evacuate unaided to become familiar with the layout, evacuation procedures, available equipment and communication devices.

If you feel that this document does not provide you with sufficient information or that you require further assistance, please contact the Loughborough University Fire Officer on 01509 222182.

### **The building:**

Telford Block 4B building comprises of 3 floors.

Several accessible fire exits are available at ground level.

### **Action required on hearing the fire alarm:**

If able, you should leave the building immediately by the nearest fire exit (see attached floor plan) and report to the assigned assembly point for the building.

### **Other recommendations:**

It is recommended that all visitors to the Telford Block 4B building should familiarise themselves with the fire alarm signals and floor layout. Floor plans and evacuation equipment locations have been provided with this document.

### **Equipment provided:**

Accessible fire exits are available on the ground floor of the building.



The Deaf Alerter system is installed in this building. If you would like access to a Deaf Alerter Pager, please contact the University Fire Officer on 01509 222182.



YOUR ASSEMBLY POINT IS:

Fire Assembly Point 26

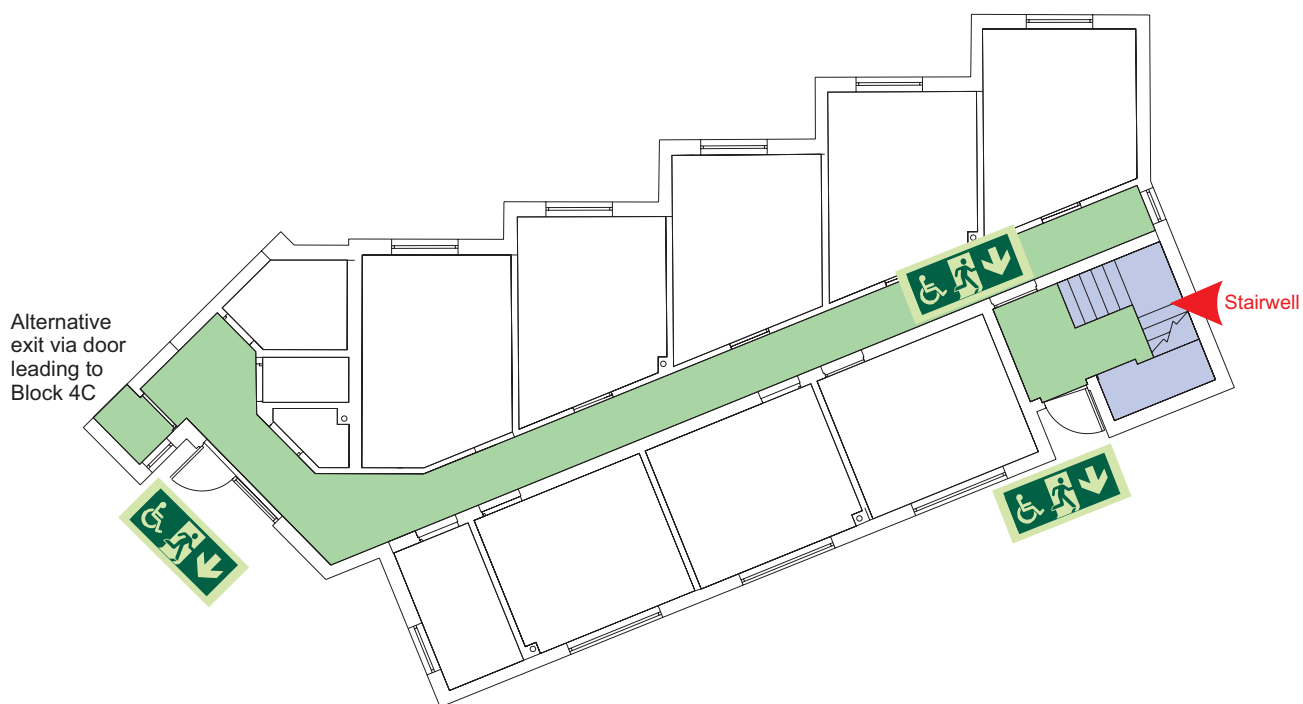


# Generic Emergency Evacuation Plan

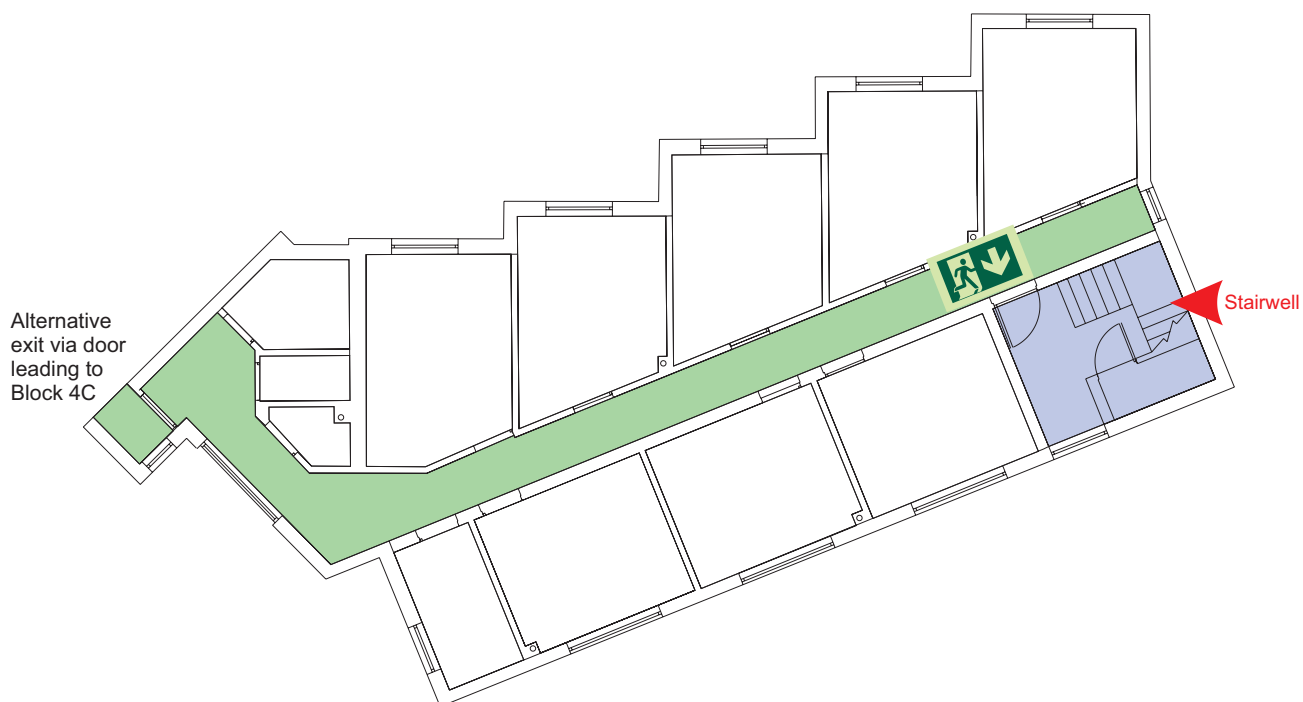
Loughborough  
University

## Telford Block 4B

LAST UPDATED December 2016



Ground



First



Accessible final exit



Evacuation lift



Safe refuge



Evacuation  
coms



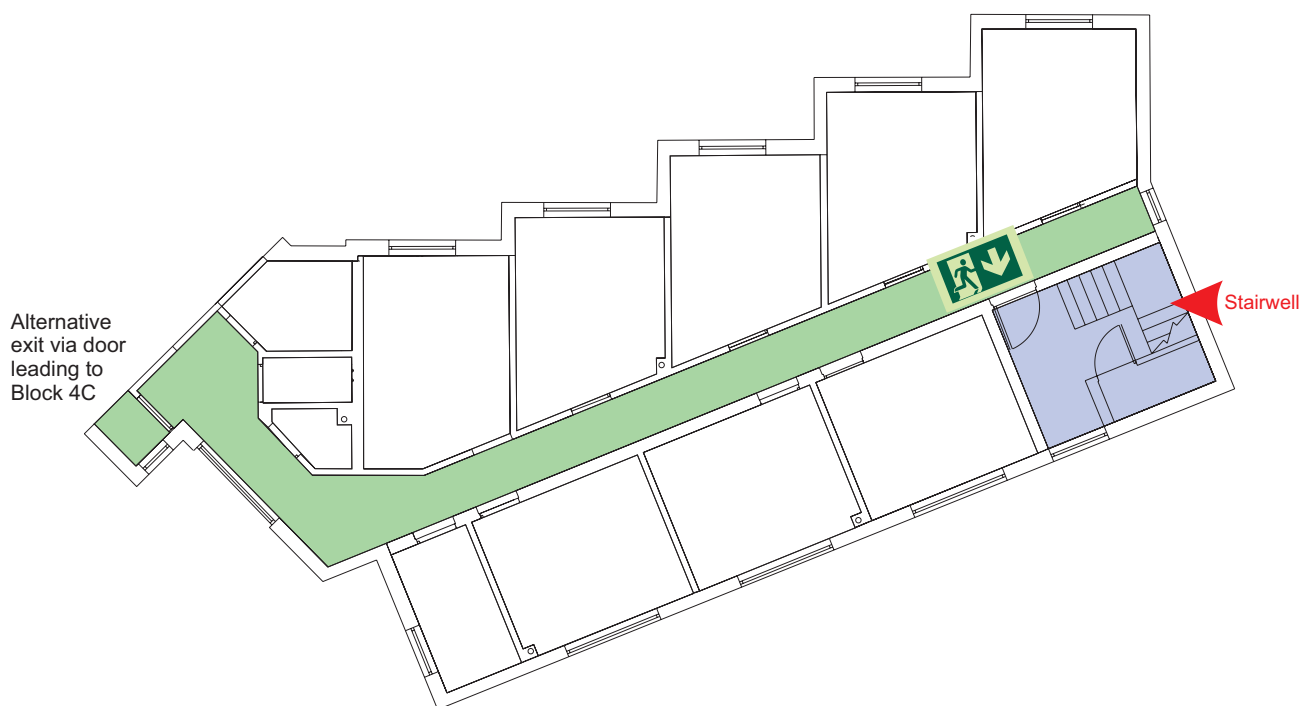
Non  
evacuation  
lift

# Generic Emergency Evacuation Plan

Loughborough  
University

## Telford Block 4B

LAST UPDATED December 2016



Second



Accessible final exit



Evacuation lift



Safe refuge



Evacuation  
coms



Non  
evacuation  
lift

# FIRE ESCAPE PLAN

## LOUGHBOROUGH UNIVERSITY FIRE INSTRUCTIONS

### ANY PERSON DISCOVERING A FIRE



Sound the alarm.  
Operate the nearest fire alarm call point.



Telephone Security on the emergency  
number 0800 526966.



Do not attack fire with extinguisher  
unless trained to do so.

### ON HEARING THE ALARM



Evacuate building and go to assembly  
point.  
Your assembly point is:-

**Assembly Point 26**

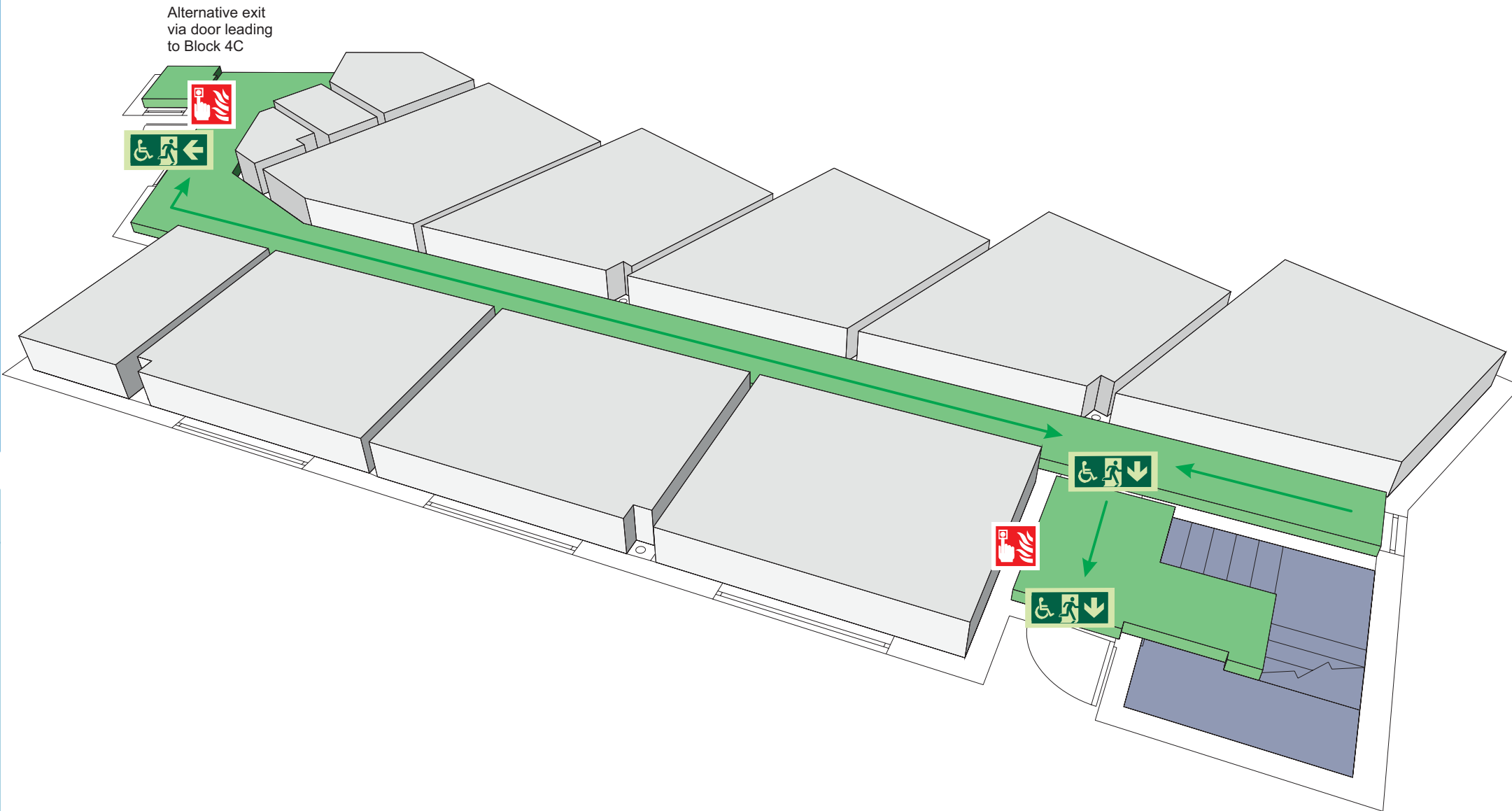
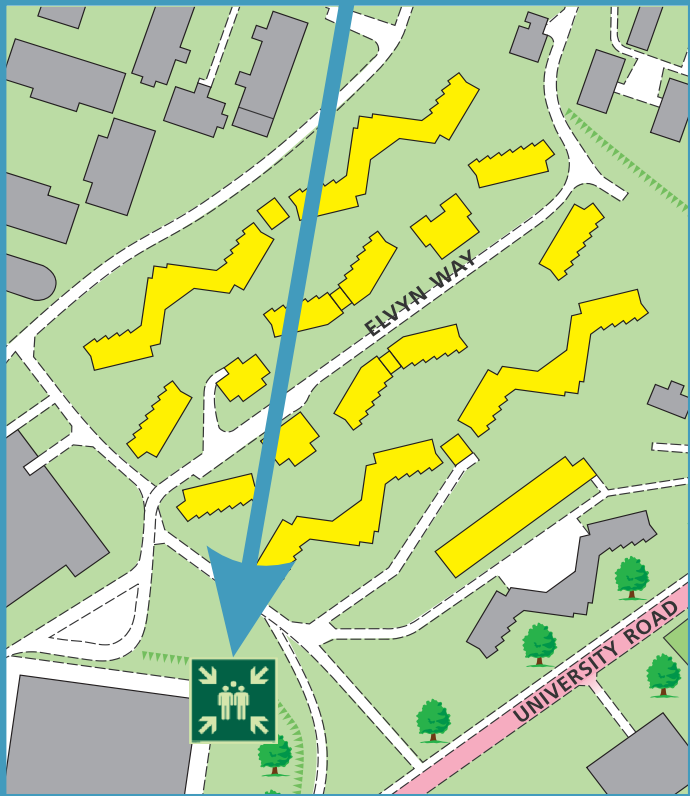


When alarm is given - do not panic, do  
not run.  
Leave the building following the fire  
emergency exit signs.



Do not re-enter the building unless told  
to do so by the Fire Marshall, Warden or  
Fire Service.

ASSEMBLY POINT 26 IS ALLOCATED TO THE  
BUILDINGS SHOWN IN YELLOW



The Deaf Alert system is installed in the building.  
Please contact the University Fire Officer on **01509 222182** for further advice.

simplydesignsolutions

## Telford Block 4B Ground Floor



Fire alarm  
Call point



Fire exit



Wheelchair  
accessible exit



Fire escape route



Assembly point



Safe refuge



Evac lift



Evac coms



Non evac coms

Loughborough  
University

# FIRE ESCAPE PLAN

## LOUGHBOROUGH UNIVERSITY FIRE INSTRUCTIONS

### ANY PERSON DISCOVERING A FIRE



Sound the alarm.  
Operate the nearest fire alarm call point.



Telephone Security on the emergency  
number 0800 526966.



Do not attack fire with extinguisher  
unless trained to do so.

### ON HEARING THE ALARM



Evacuate building and go to assembly  
point.  
Your assembly point is:-

**Assembly Point 26**

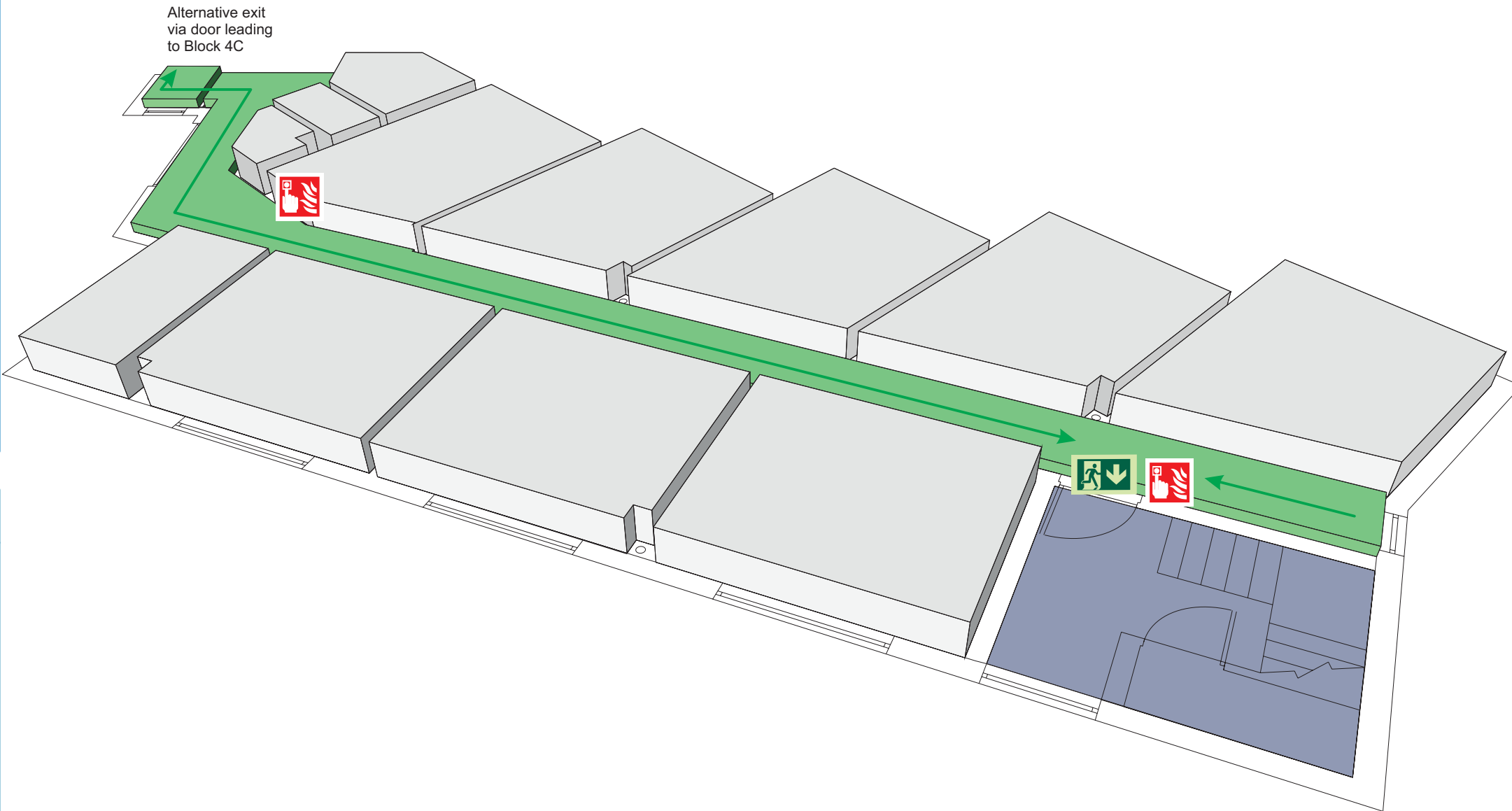
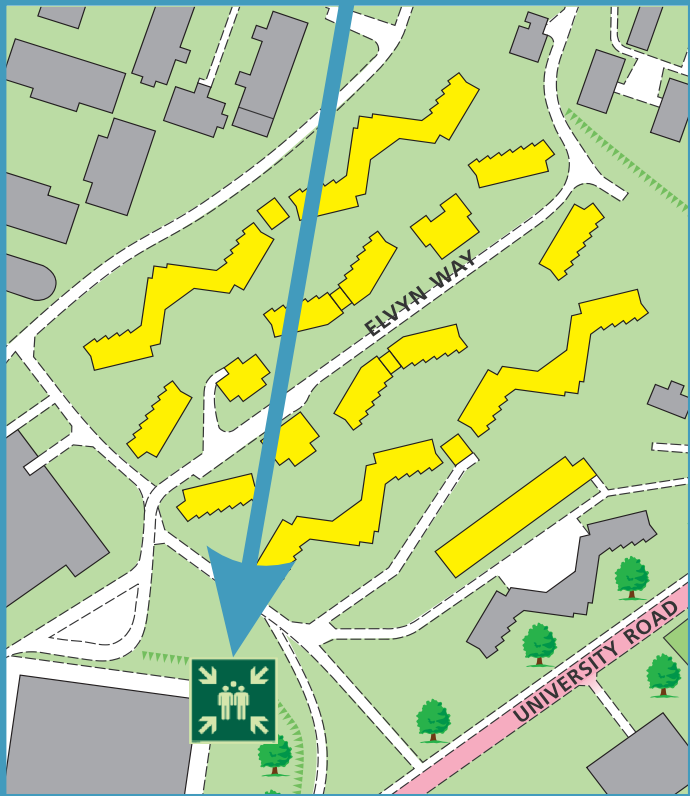


When alarm is given - do not panic, do  
not run.  
Leave the building following the fire  
emergency exit signs.



Do not re-enter the building unless told  
to do so by the Fire Marshall, Warden or  
Fire Service.

ASSEMBLY POINT 26 IS ALLOCATED TO THE  
BUILDINGS SHOWN IN YELLOW



The Deaf Alerter system is installed in the building.  
Please contact the University Fire Officer on **01509 222182** for further advice.

simplydesignsolutions

## Telford Block 4B First Floor



Fire alarm  
Call point



Fire exit



Wheelchair  
accessible exit



Fire escape route



Assembly point



Safe refuge



Evac lift



Evac coms



Non evac coms

Loughborough  
University

# FIRE ESCAPE PLAN

## LOUGHBOROUGH UNIVERSITY FIRE INSTRUCTIONS

### ANY PERSON DISCOVERING A FIRE



Sound the alarm.  
Operate the nearest fire alarm call point.



Telephone Security on the emergency  
number 0800 526966.



Do not attack fire with extinguisher  
unless trained to do so.

### ON HEARING THE ALARM



Evacuate building and go to assembly  
point.

Your assembly point is:-

**Assembly Point 26**

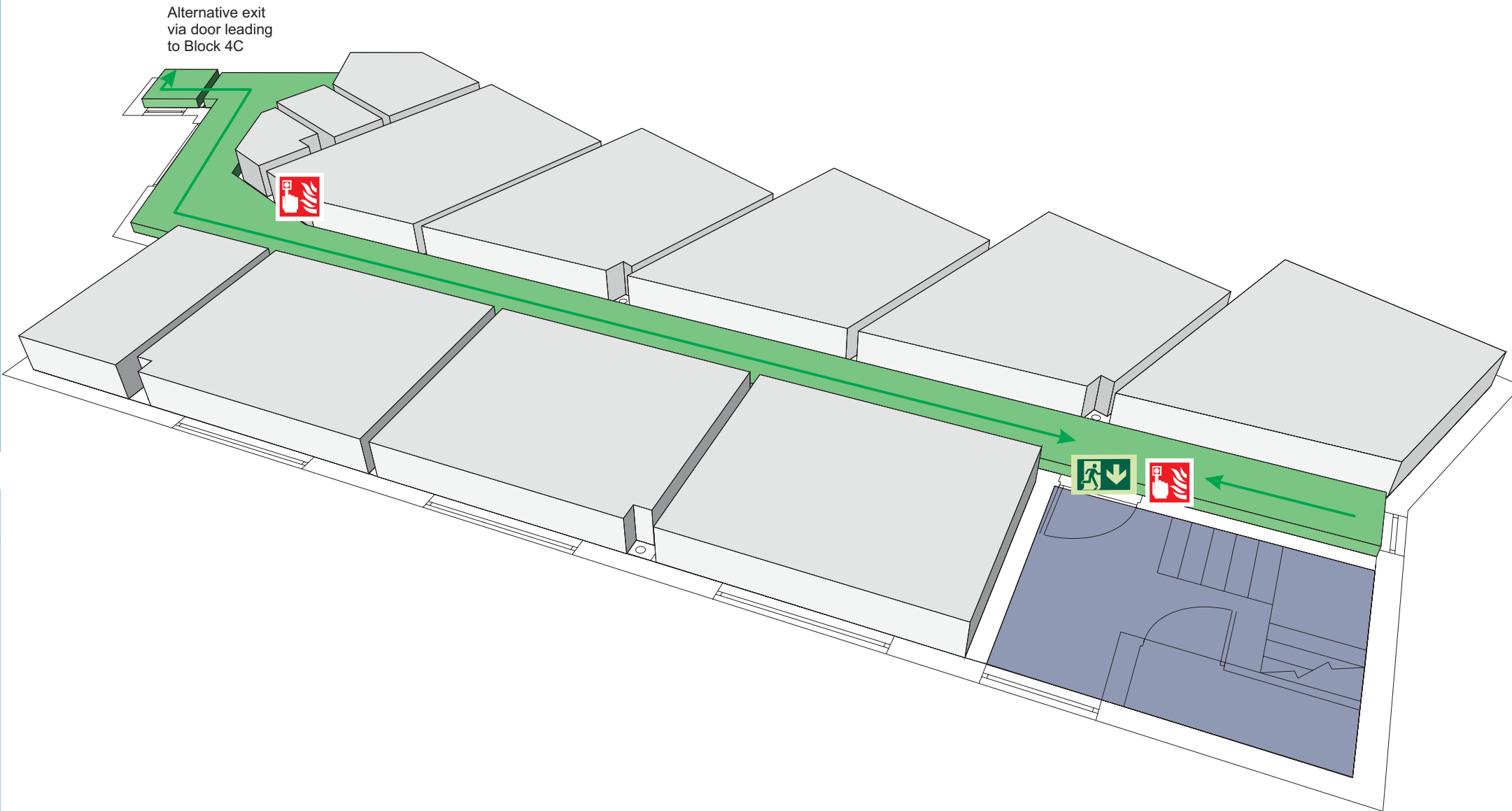
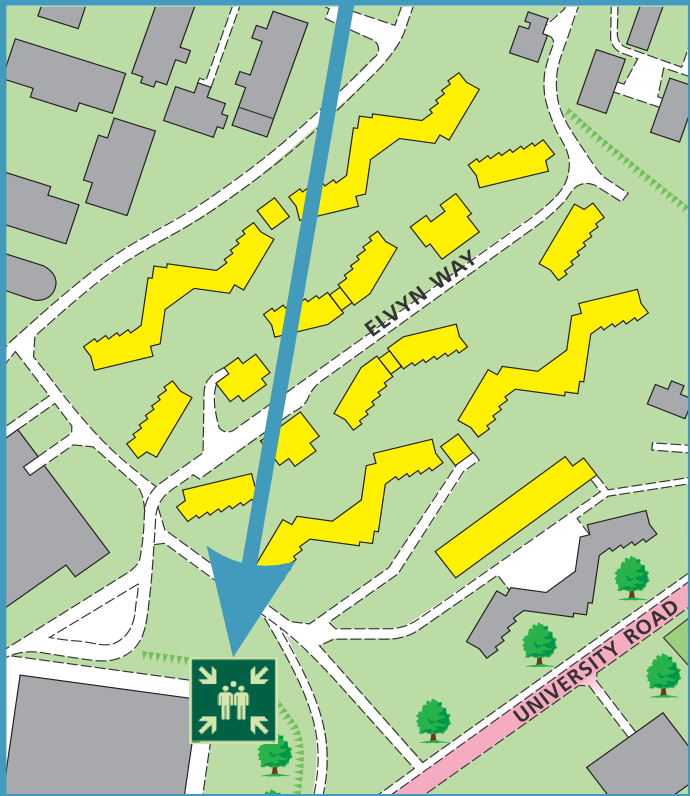


When alarm is given - do not panic, do  
not run.  
Leave the building following the fire  
emergency exit signs.



Do not re-enter the building unless told  
to do so by the Fire Marshall, Warden or  
Fire Service.

ASSEMBLY POINT 26 IS ALLOCATED TO THE  
BUILDINGS SHOWN IN YELLOW



Alternative exit  
via door leading  
to Block 4C



The Deaf Alerter system is installed in the building.  
Please contact the University Fire Officer on **01509 222182** for further advice.

simplydesignsolutions

## Telford Block 4B Second Floor



Fire alarm  
Call point



Fire exit



Wheelchair  
accessible exit



Fire escape route



Assembly point



Safe refuge



Evac lift



Evac coms



Non evac coms

Loughborough  
University

# Generic Emergency Evacuation Plan

Loughborough  
University

## Telford Block 4C

LAST UPDATED December 2016

### Purpose:

The purpose of a Generic Emergency Evacuation Plan (GEEP) is to enable visitors to the building with restricted mobility or those who may not be able to evacuate unaided to become familiar with the layout, evacuation procedures, available equipment and communication devices.

If you feel that this document does not provide you with sufficient information or that you require further assistance, please contact the Loughborough University Fire Officer on 01509 222182.

### The building:

Telford Block 4C building comprises of 3 floors.  
Several accessible fire exits are available at ground level.

### Action required on hearing the fire alarm:

If able, you should leave the building immediately by the nearest fire exit (see attached floor plan) and report to the assigned assembly point for the building.

### Other recommendations:

It is recommended that all visitors to the Telford Block 4C building should familiarise themselves with the fire alarm signals and floor layout. Floor plans and evacuation equipment locations have been provided with this document.

### Equipment provided:

Accessible fire exits are available on the ground floor of the building.



The Deaf Alerter system is installed in this building. If you would like access to a Deaf Alerter Pager, please contact the University Fire Officer on 01509 222182.



YOUR ASSEMBLY POINT IS:

Fire Assembly Point 26

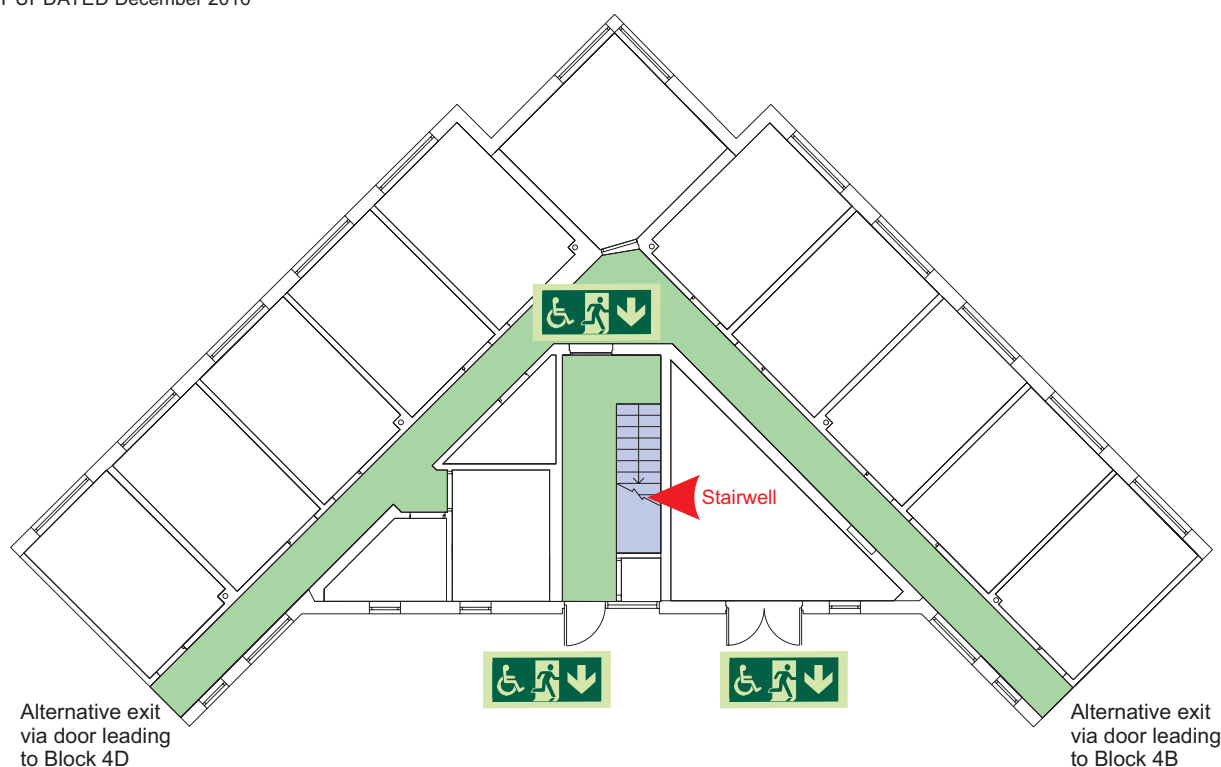


# Generic Emergency Evacuation Plan

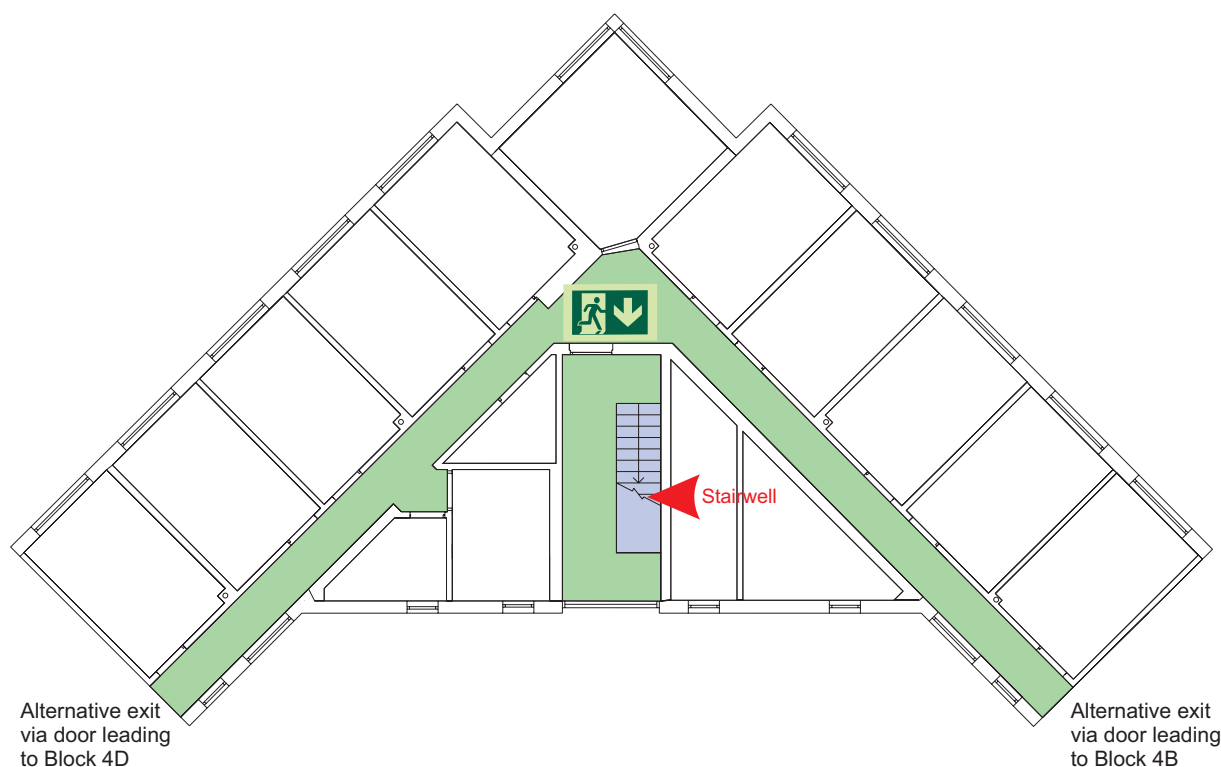
Loughborough  
University

## Telford Block 4C

LAST UPDATED December 2016



Ground



First



Accessible final exit



Evacuation lift



Safe refuge



Evacuation  
coms



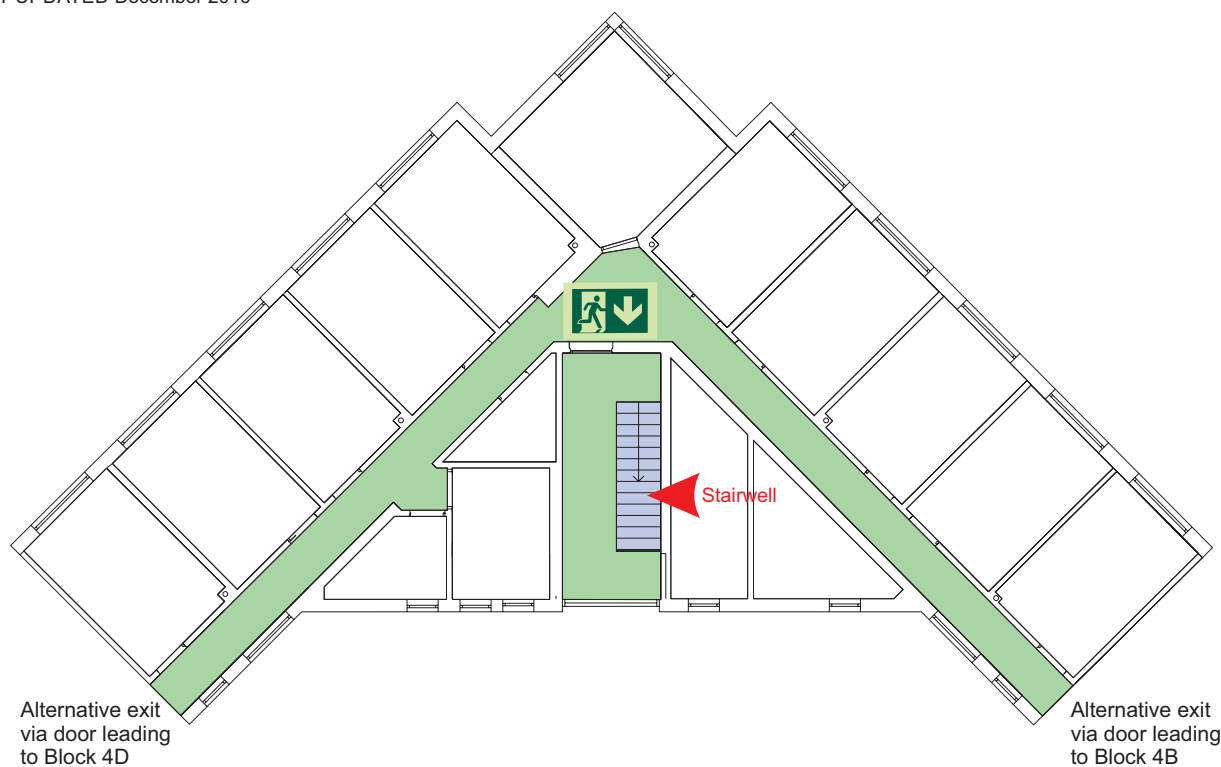
Non  
evacuation  
lift

# Generic Emergency Evacuation Plan

Loughborough  
University

## Telford Block 4C

LAST UPDATED December 2016



Second



Accessible final exit



Evacuation lift



Safe refuge



Evacuation  
coms



Non  
evacuation  
lift

# FIRE ESCAPE PLAN

## LOUGHBOROUGH UNIVERSITY FIRE INSTRUCTIONS

### ANY PERSON DISCOVERING A FIRE



Sound the alarm.  
Operate the nearest fire alarm call point.



Telephone Security on the emergency  
number 0800 526966.



Do not attack fire with extinguisher  
unless trained to do so.

### ON HEARING THE ALARM



Evacuate building and go to assembly  
point.  
Your assembly point is:-

**Assembly Point 26**

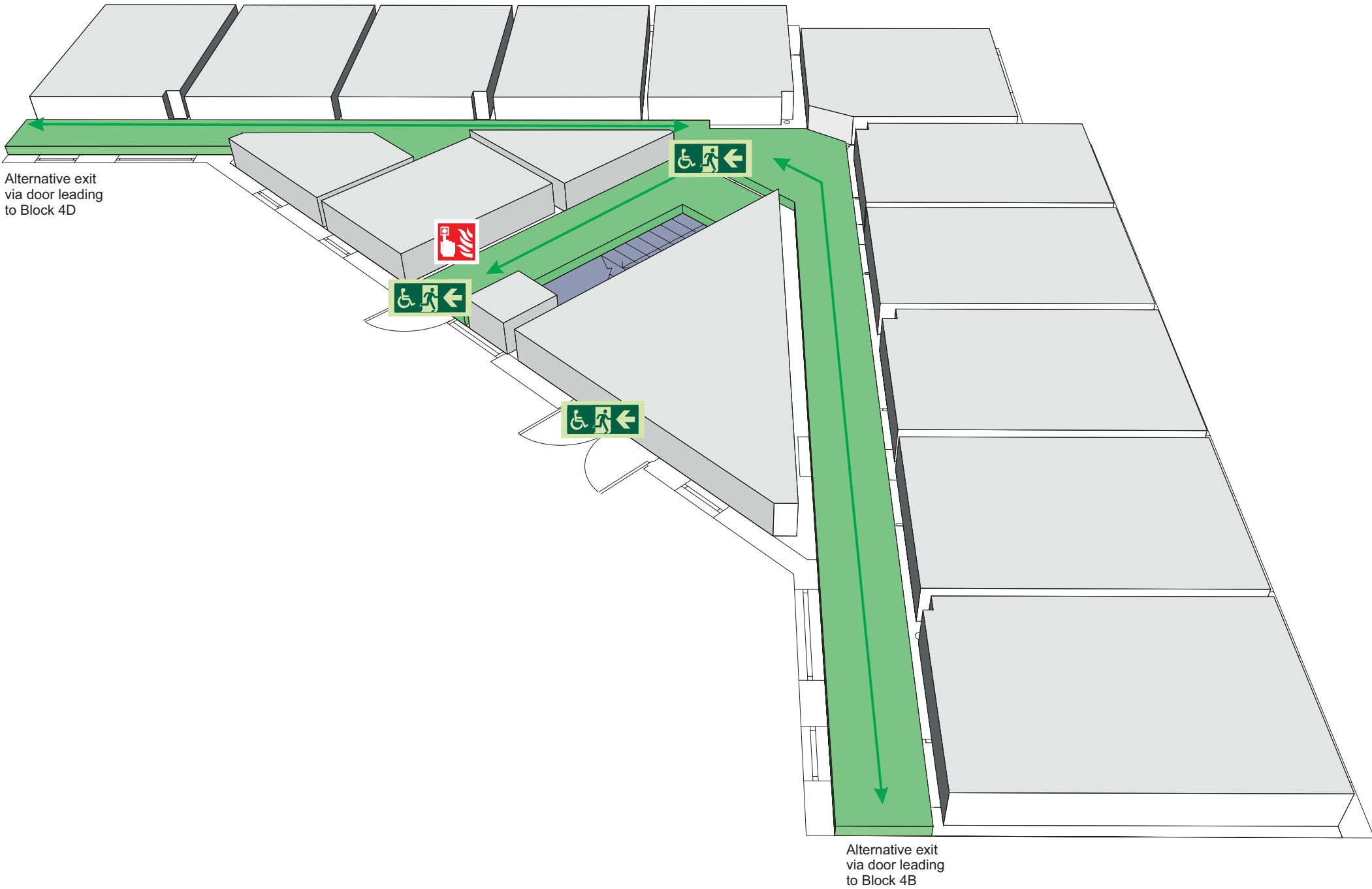
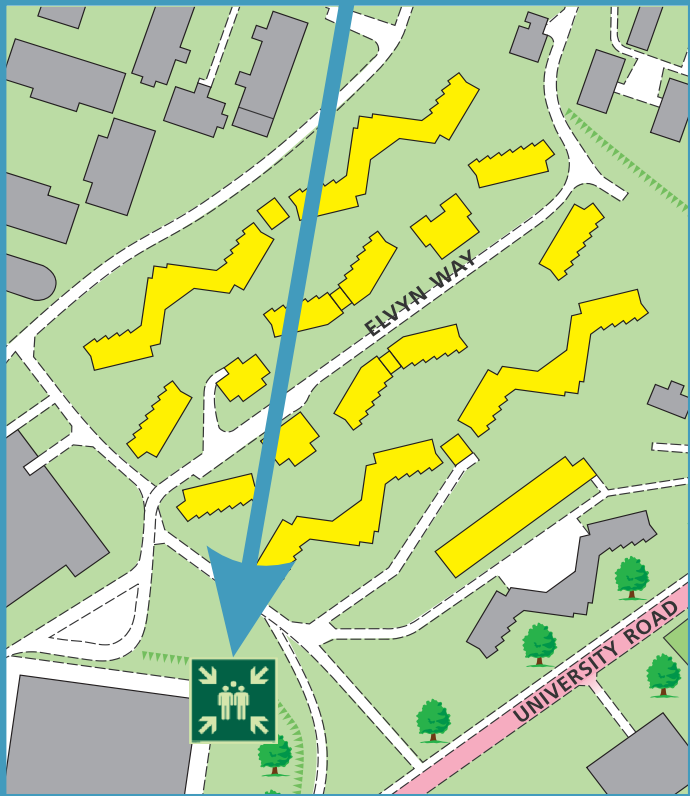


When alarm is given - do not panic, do  
not run.  
Leave the building following the fire  
emergency exit signs.



Do not re-enter the building unless told  
to do so by the Fire Marshall, Warden or  
Fire Service.

ASSEMBLY POINT 26 IS ALLOCATED TO THE  
BUILDINGS SHOWN IN YELLOW



The Deaf Alerter system is installed in the building.  
Please contact the University Fire Officer on **01509 222182** for further advice.

simplydesignsolutions

## Telford Block 4C Ground Floor



Fire alarm  
Call point



Fire exit



Wheelchair  
accessible exit



Fire escape route



Assembly point



Safe refuge



Evac lift



Evac coms



Non evac coms

Loughborough  
University

# FIRE ESCAPE PLAN

## LOUGHBOROUGH UNIVERSITY FIRE INSTRUCTIONS

### ANY PERSON DISCOVERING A FIRE



Sound the alarm.  
Operate the nearest fire alarm call point.



Telephone Security on the emergency  
number 0800 526966.



Do not attack fire with extinguisher  
unless trained to do so.

### ON HEARING THE ALARM



Evacuate building and go to assembly  
point.  
Your assembly point is:-

**Assembly Point 26**

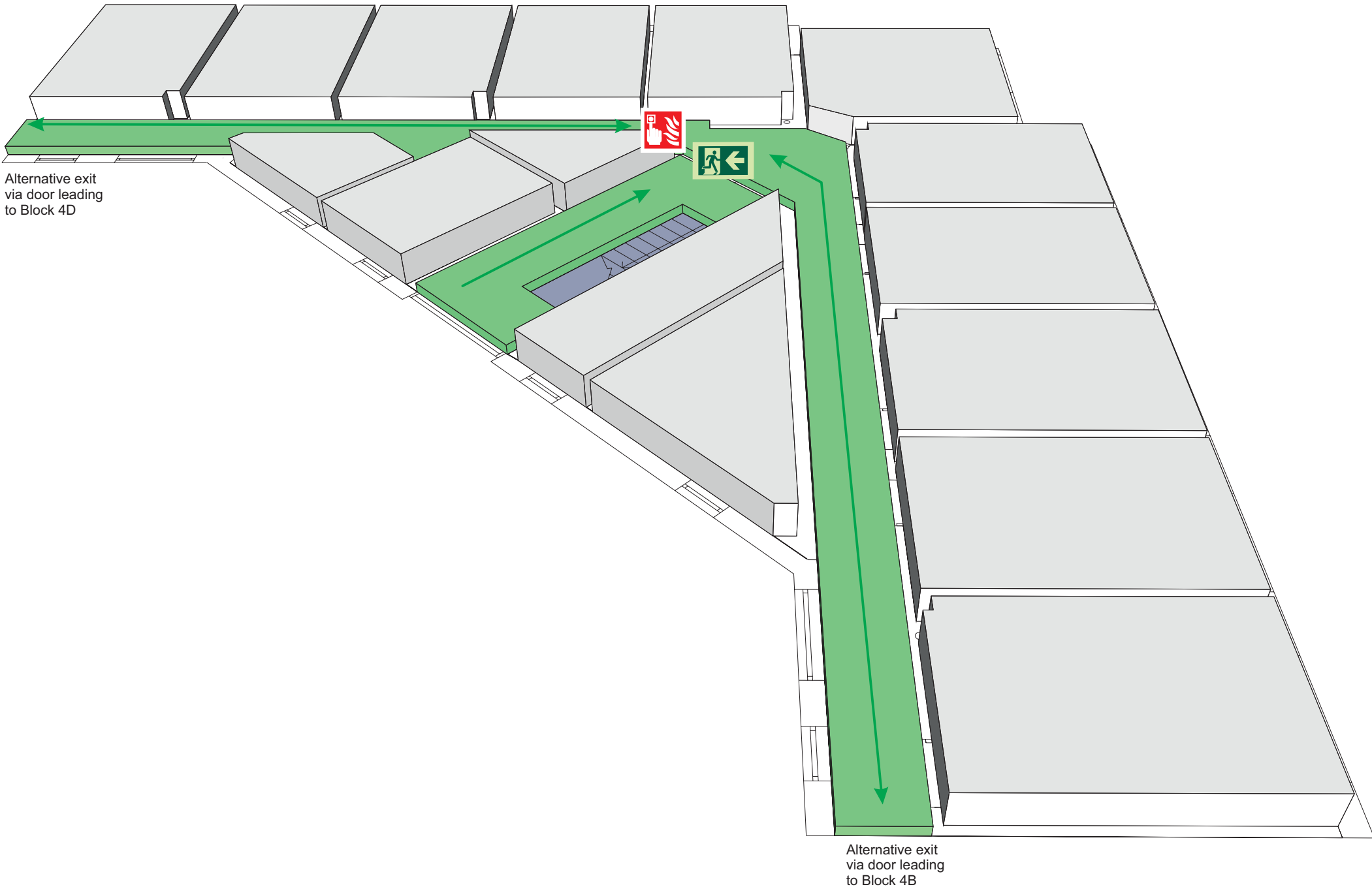
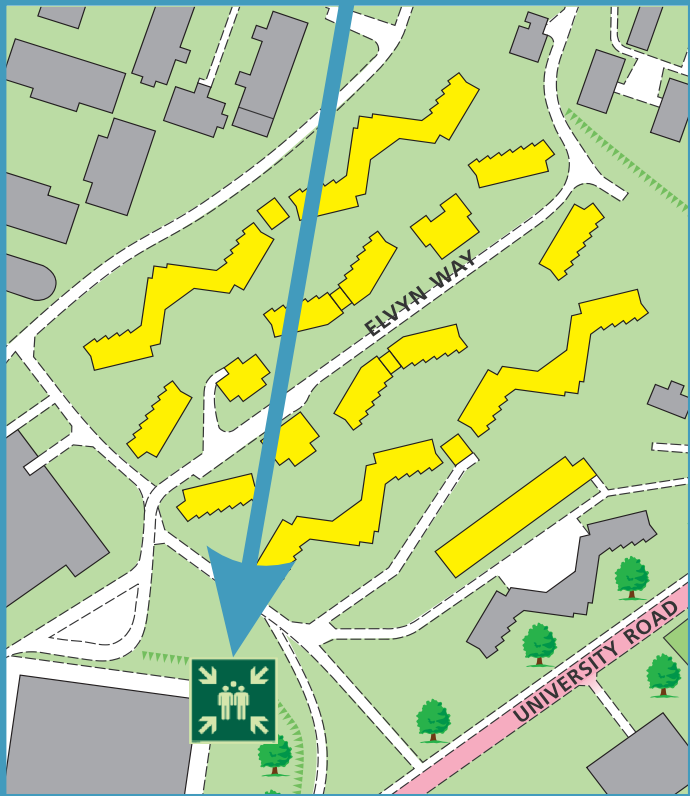


When alarm is given - do not panic, do  
not run.  
Leave the building following the fire  
emergency exit signs.



Do not re-enter the building unless told  
to do so by the Fire Marshall, Warden or  
Fire Service.

ASSEMBLY POINT 26 IS ALLOCATED TO THE  
BUILDINGS SHOWN IN YELLOW



The Deaf Alert system is installed in the building.  
Please contact the University Fire Officer on **01509 222182** for further advice.

simplydesignsolutions

## Telford Block 4C First Floor



Fire alarm  
Call point



Fire exit



Wheelchair  
accessible exit



Fire escape route



Assembly point



Safe refuge



Evac lift



Evac coms



Non evac coms

Loughborough  
University

# FIRE ESCAPE PLAN

## LOUGHBOROUGH UNIVERSITY FIRE INSTRUCTIONS

### ANY PERSON DISCOVERING A FIRE



Sound the alarm.  
Operate the nearest fire alarm call point.



Telephone Security on the emergency  
number 0800 526966.



Do not attack fire with extinguisher  
unless trained to do so.

### ON HEARING THE ALARM



Evacuate building and go to assembly  
point.  
Your assembly point is:-

**Assembly Point 26**

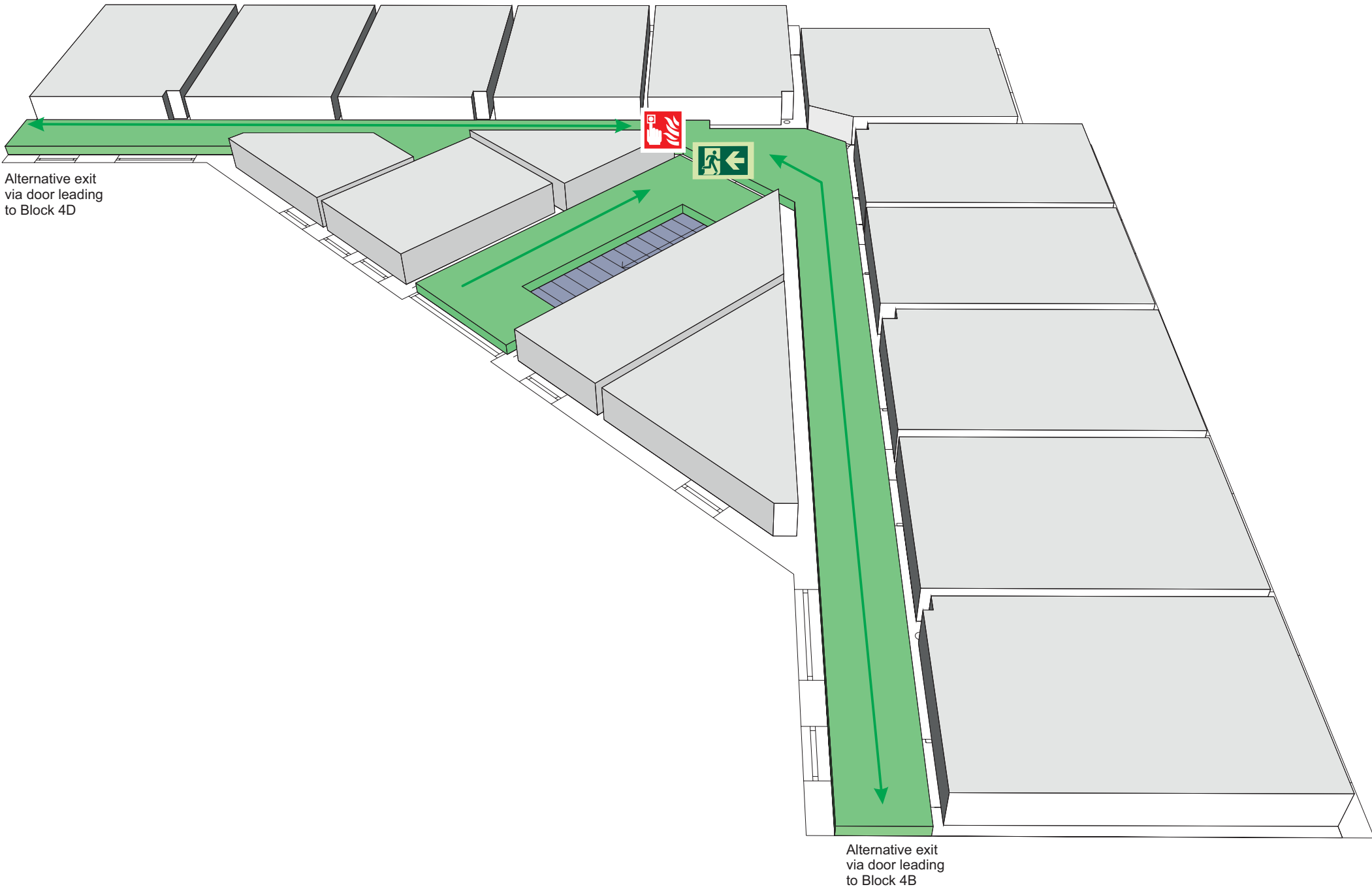
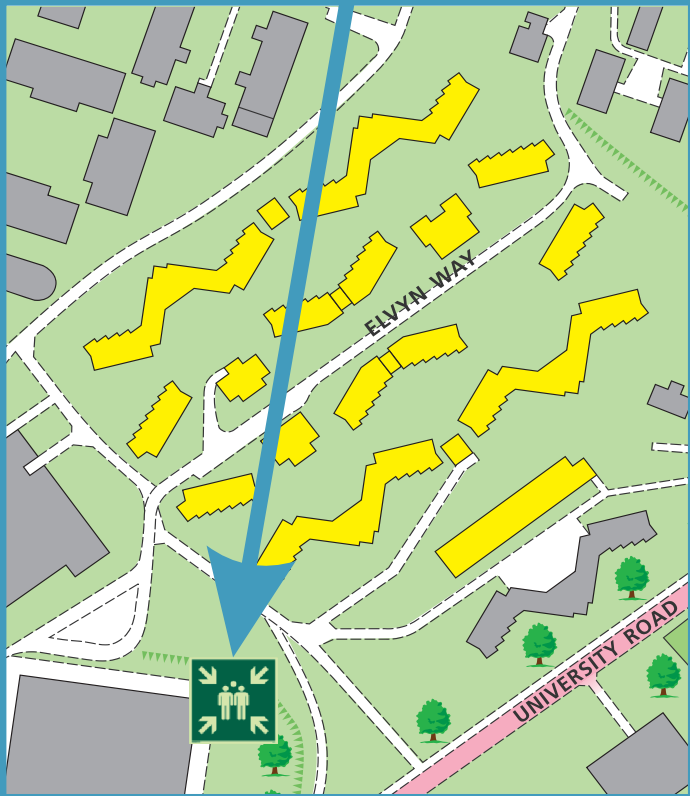


When alarm is given - do not panic, do  
not run.  
Leave the building following the fire  
emergency exit signs.



Do not re-enter the building unless told  
to do so by the Fire Marshall, Warden or  
Fire Service.

ASSEMBLY POINT 26 IS ALLOCATED TO THE  
BUILDINGS SHOWN IN YELLOW



The Deaf Alerter system is installed in the building.  
Please contact the University Fire Officer on **01509 222182** for further advice.

simplydesignsolutions

## Telford Block 4C Second Floor



Fire alarm  
Call point



Fire exit



Wheelchair  
accessible exit



Fire escape route



Assembly point



Safe refuge



Evac lift



Evac coms



Non evac coms

Loughborough  
University

## Telford Block 4D

LAST UPDATED December 2016

### Purpose:

The purpose of a Generic Emergency Evacuation Plan (GEEP) is to enable visitors to the building with restricted mobility or those who may not be able to evacuate unaided to become familiar with the layout, evacuation procedures, available equipment and communication devices.

If you feel that this document does not provide you with sufficient information or that you require further assistance, please contact the Loughborough University Fire Officer on 01509 222182.

### The building:

Telford Block 4D building comprises of 3 floors.  
Several accessible fire exits are available at ground level.

### Action required on hearing the fire alarm:

If able, you should leave the building immediately by the nearest fire exit (see attached floor plan) and report to the assigned assembly point for the building.

### Other recommendations:

It is recommended that all visitors to the Telford Block 4D building should familiarise themselves with the fire alarm signals and floor layout. Floor plans and evacuation equipment locations have been provided with this document.

### Equipment provided:

Accessible fire exits are available on the ground floor of the building.



The Deaf Alerter system is installed in this building. If you would like access to a Deaf Alerter Pager, please contact the University Fire Officer on 01509 222182.



YOUR ASSEMBLY POINT IS:

Fire Assembly Point 26

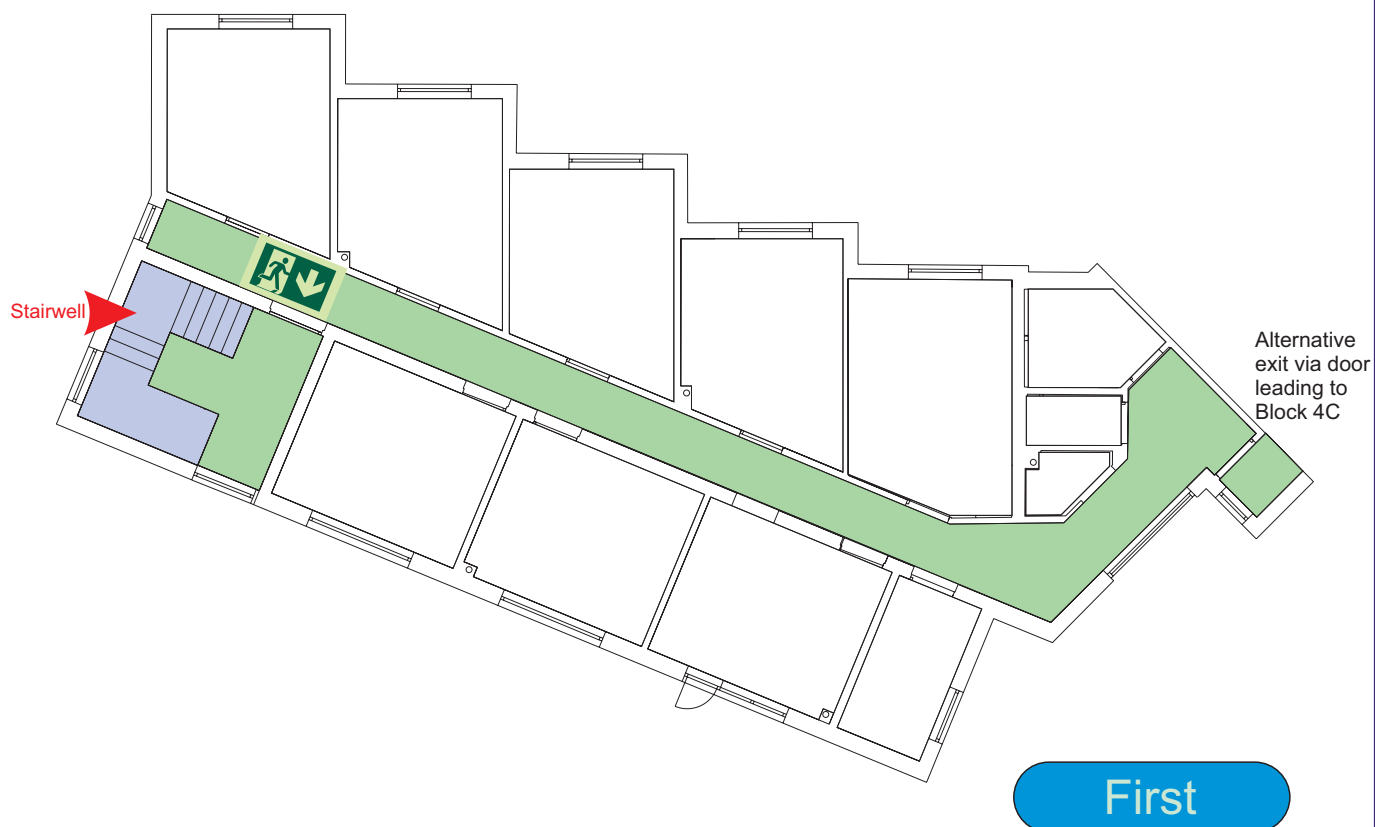
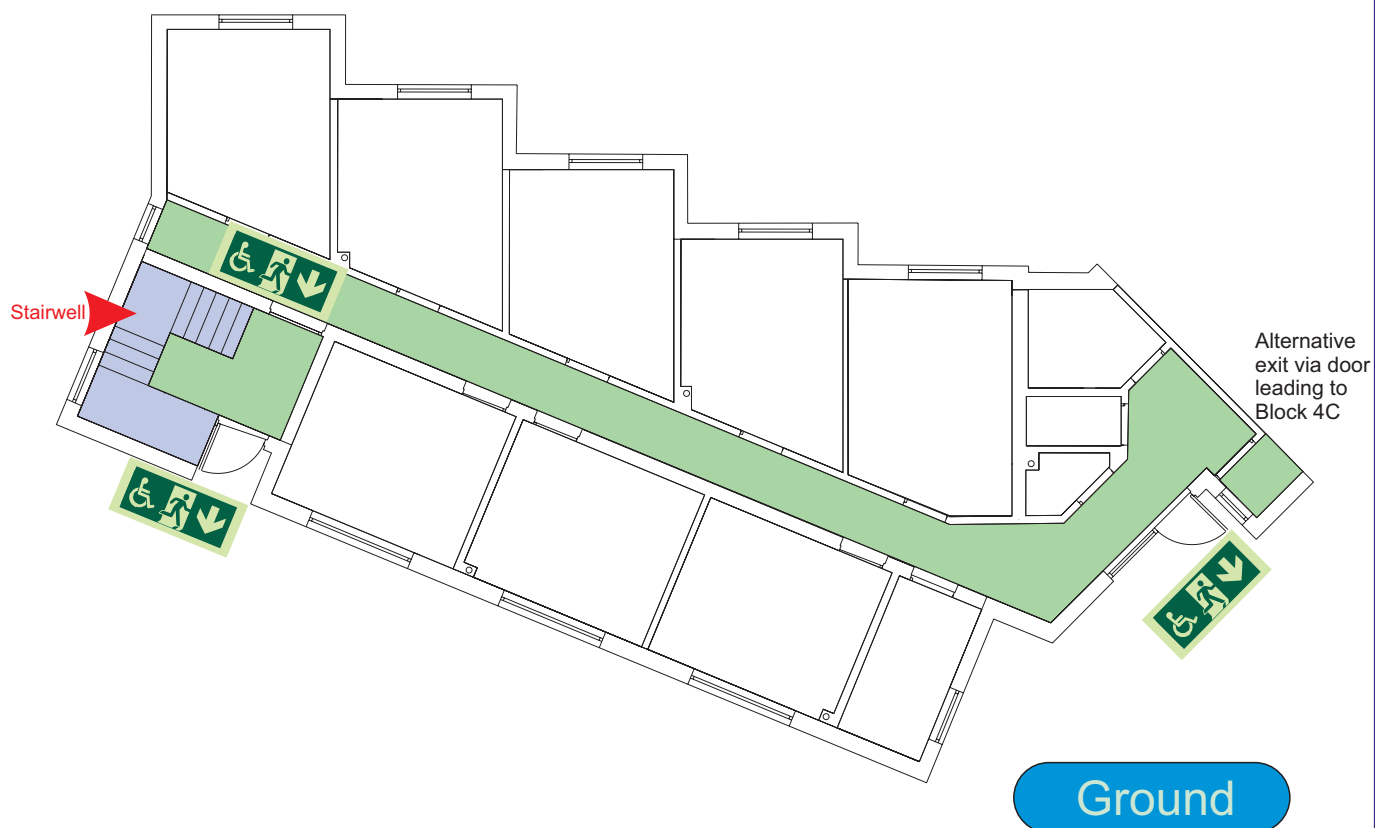


# Generic Emergency Evacuation Plan

Loughborough  
University

## Telford Block 4D

LAST UPDATED December 2016



Accessible final exit



Evacuation lift



Safe refuge



Evacuation  
coms



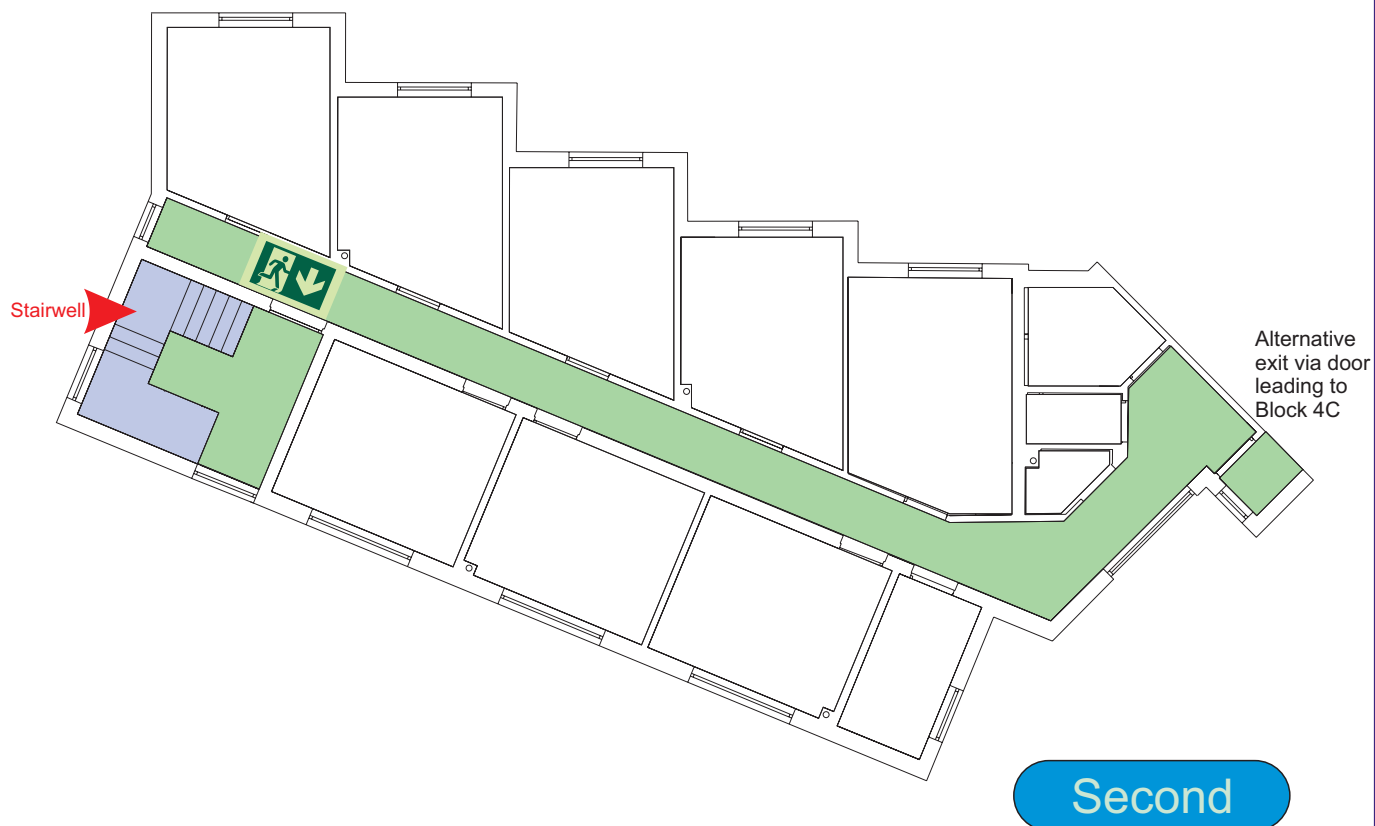
Non  
evacuation  
lift

# Generic Emergency Evacuation Plan

Loughborough  
University

## Telford Block 4D

LAST UPDATED December 2016



Second



Accessible final exit



Evacuation lift



Safe refuge



Evacuation  
coms



Non  
evacuation  
lift

# FIRE ESCAPE PLAN

## LOUGHBOROUGH UNIVERSITY FIRE INSTRUCTIONS

### ANY PERSON DISCOVERING A FIRE



Sound the alarm.  
Operate the nearest fire alarm call point.



Telephone Security on the emergency  
number 0800 526966.



Do not attack fire with extinguisher  
unless trained to do so.

### ON HEARING THE ALARM



Evacuate building and go to assembly  
point.  
Your assembly point is:-

**Assembly Point 26**

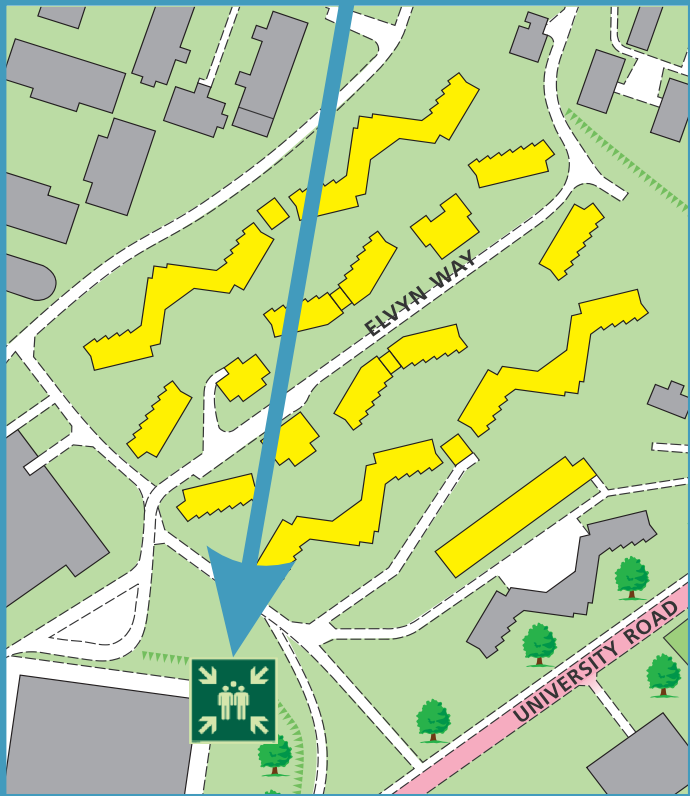


When alarm is given - do not panic, do  
not run.  
Leave the building following the fire  
emergency exit signs.



Do not re-enter the building unless told  
to do so by the Fire Marshall, Warden or  
Fire Service.

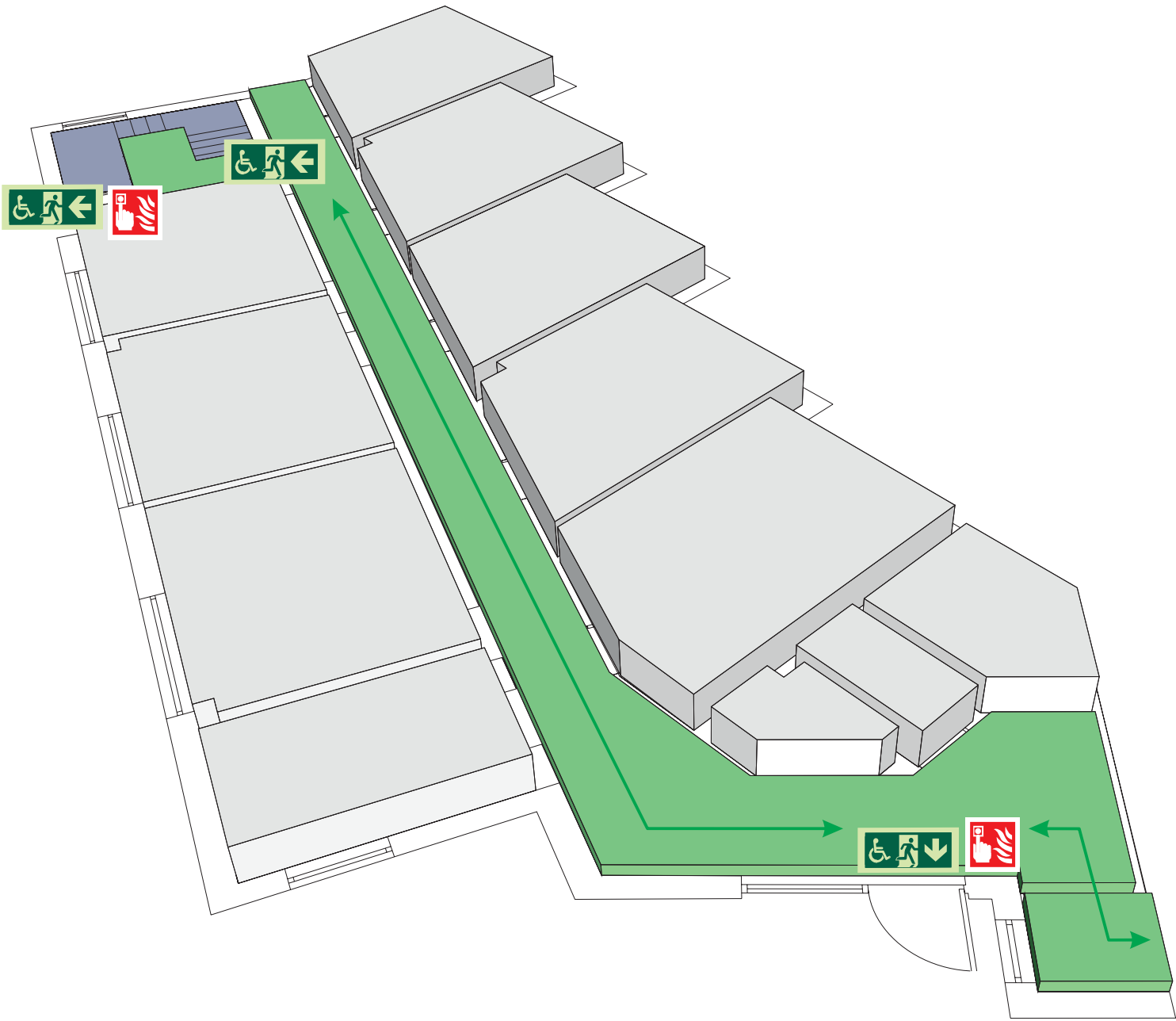
ASSEMBLY POINT 26 IS ALLOCATED TO THE  
BUILDINGS SHOWN IN YELLOW



The Deaf Alert system is installed in the building.  
Please contact the University Fire Officer on **01509 222182** for further advice.

simplydesignsolutions

## Telford Block 4D Ground Floor



Alternative exit  
via door leading  
to Block 4C



Fire alarm  
Call point



Fire exit



Wheelchair  
accessible exit



Fire escape route



Assembly point



Safe refuge



Evac lift



Evac coms



Non evac coms

Loughborough  
University

# FIRE ESCAPE PLAN

## LOUGHBOROUGH UNIVERSITY FIRE INSTRUCTIONS

### ANY PERSON DISCOVERING A FIRE



Sound the alarm.  
Operate the nearest fire alarm call point.



Telephone Security on the emergency  
number 0800 526966.



Do not attack fire with extinguisher  
unless trained to do so.

### ON HEARING THE ALARM



Evacuate building and go to assembly  
point.

Your assembly point is:-

**Assembly Point 26**

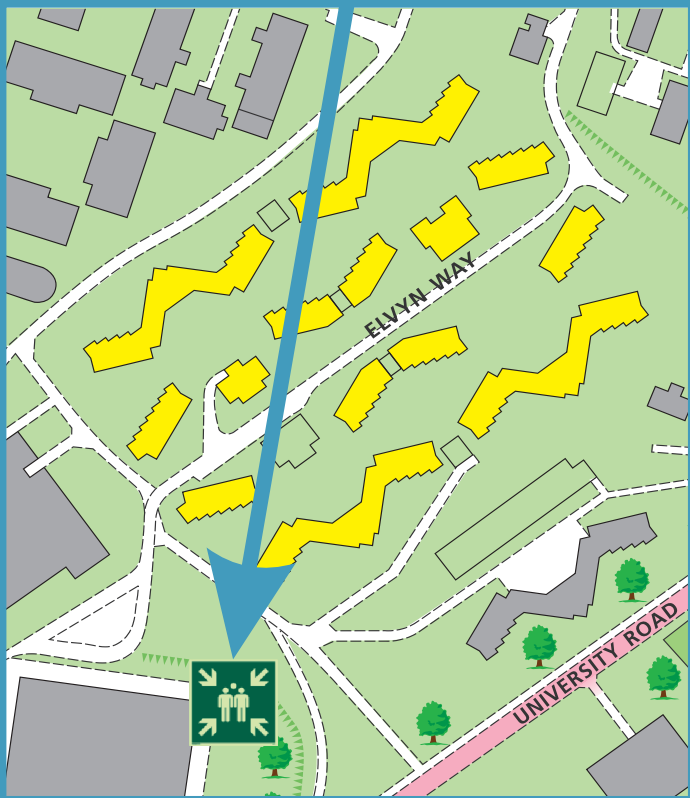


When alarm is given - do not panic, do  
not run.  
Leave the building following the fire  
emergency exit signs.



Do not re-enter the building unless told  
to do so by the Fire Marshall, Warden or  
Fire Service.

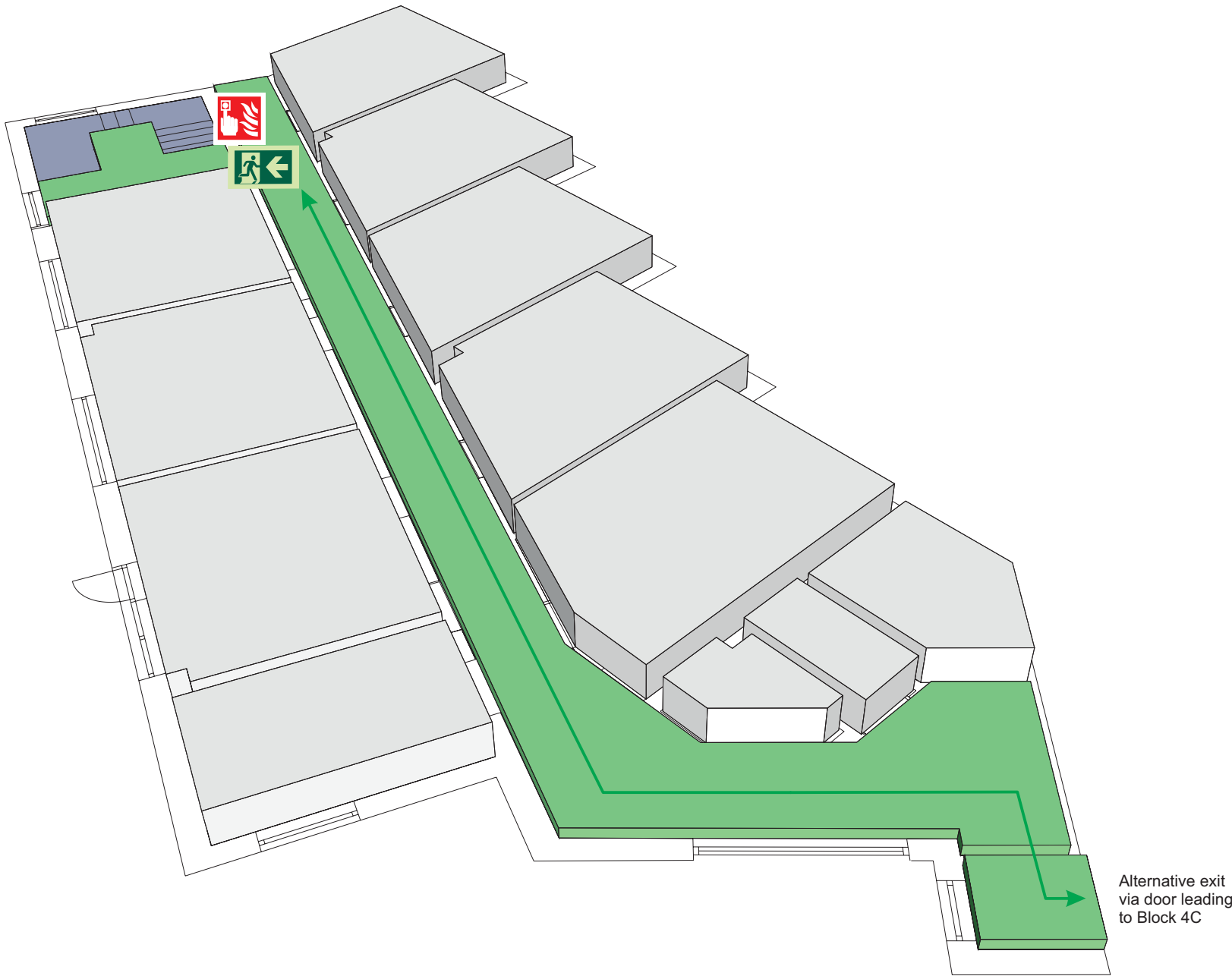
ASSEMBLY POINT 26 IS ALLOCATED TO THE  
BUILDINGS SHOWN IN YELLOW



The Deaf Alert system is installed in the building.  
Please contact the University Fire Officer on **01509 222182** for further advice.

simplydesignsolutions

## Telford Block 4D First Floor



Fire alarm  
Call point



Fire exit



Wheelchair  
accessible exit



Fire escape route



Assembly point



Safe refuge



Evac lift



Evac coms



Non evac coms

Loughborough  
University

# FIRE ESCAPE PLAN

## LOUGHBOROUGH UNIVERSITY FIRE INSTRUCTIONS

### ANY PERSON DISCOVERING A FIRE



Sound the alarm.  
Operate the nearest fire alarm call point.



Telephone Security on the emergency  
number 0800 526966.



Do not attack fire with extinguisher  
unless trained to do so.

### ON HEARING THE ALARM



Evacuate building and go to assembly  
point.  
Your assembly point is:-

**Assembly Point 26**

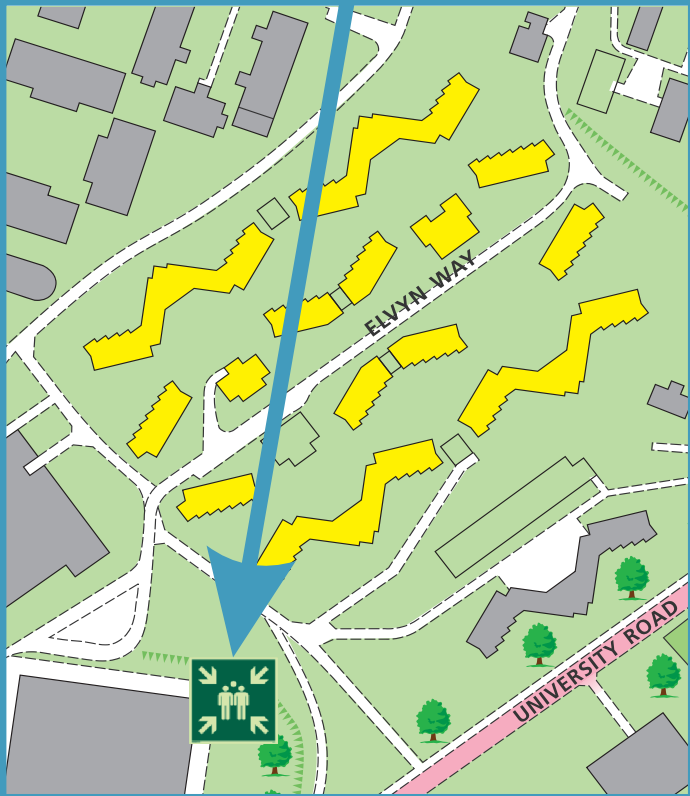


When alarm is given - do not panic, do  
not run.  
Leave the building following the fire  
emergency exit signs.



Do not re-enter the building unless told  
to do so by the Fire Marshall, Warden or  
Fire Service.

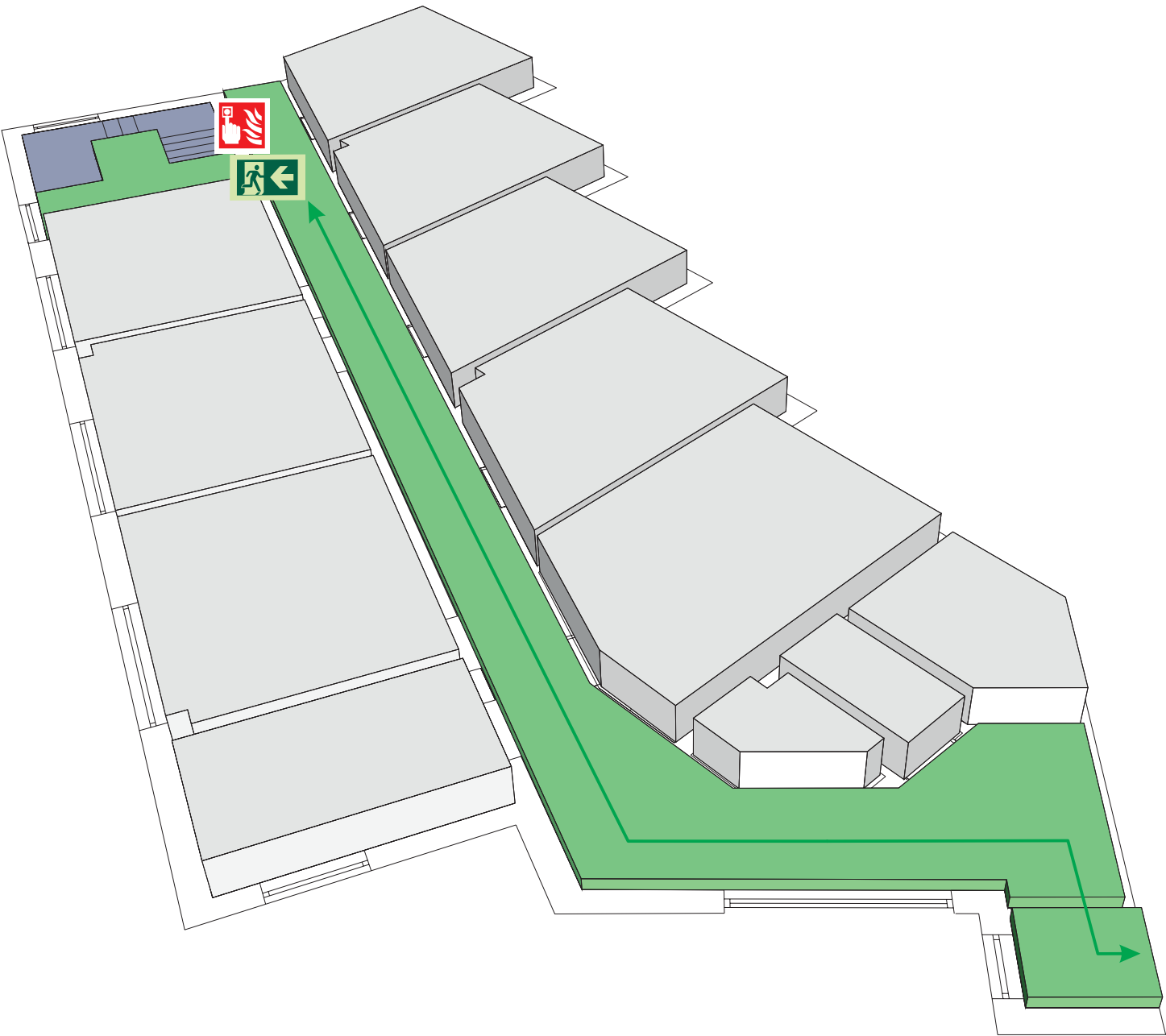
ASSEMBLY POINT 26 IS ALLOCATED TO THE  
BUILDINGS SHOWN IN YELLOW



The Deaf Alert system is installed in the building.  
Please contact the University Fire Officer on **01509 222182** for further advice.

simplydesignsolutions

## Telford Block 4D Second Floor



Alternative exit  
via door leading  
to Block 4C



Fire alarm  
Call point



Fire exit



Wheelchair  
accessible exit



Fire escape route



Assembly point



Safe refuge



Evac lift



Evac coms



Non evac coms

Loughborough  
University

## Telford Block 4E

LAST UPDATED December 2016

### Purpose:

The purpose of a Generic Emergency Evacuation Plan (GEEP) is to enable visitors to the building with restricted mobility or those who may not be able to evacuate unaided to become familiar with the layout, evacuation procedures, available equipment and communication devices.

If you feel that this document does not provide you with sufficient information or that you require further assistance, please contact the Loughborough University Fire Officer on 01509 222182.

### The building:

Telford Block 4E building comprises of 3 floors.  
Several accessible fire exits are available at ground level.

### Action required on hearing the fire alarm:

If able, you should leave the building immediately by the nearest fire exit (see attached floor plan) and report to the assigned assembly point for the building.

### Other recommendations:

It is recommended that all visitors to the Telford Block 4E building should familiarise themselves with the fire alarm signals and floor layout. Floor plans and evacuation equipment locations have been provided with this document.

### Equipment provided:

Accessible fire exits are available on the ground floor of the building.



The Deaf Alerter system is installed in this building. If you would like access to a Deaf Alerter Pager, please contact the University Fire Officer on 01509 222182.



YOUR ASSEMBLY POINT IS:

Fire Assembly Point 26

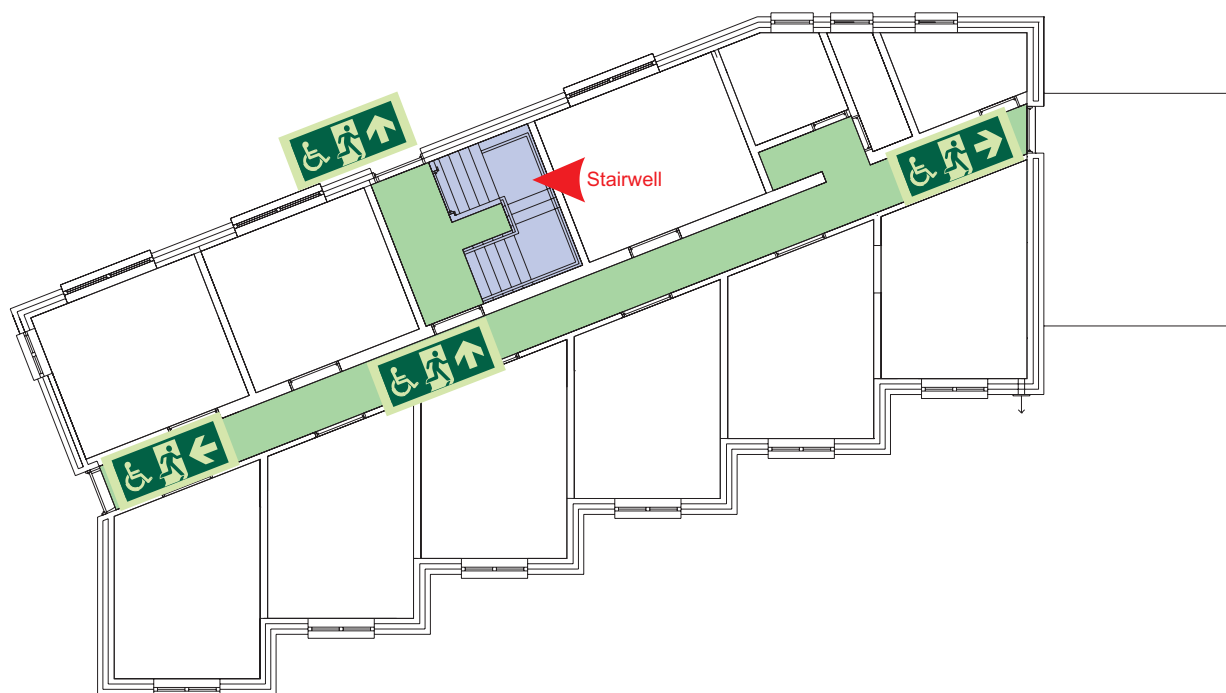


# Generic Emergency Evacuation Plan

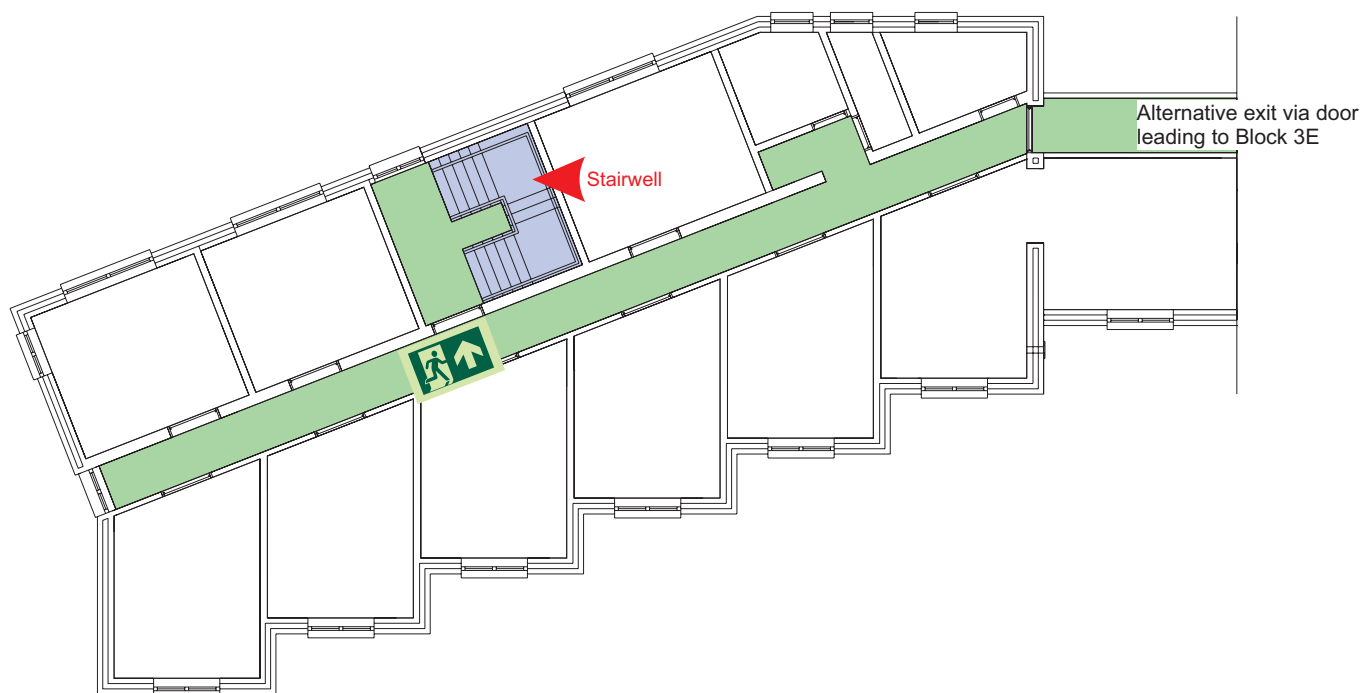
Loughborough  
University

## Telford Block 4E

LAST UPDATED December 2016



Ground



First



Accessible final exit



Evacuation lift



Safe refuge



Evacuation  
coms



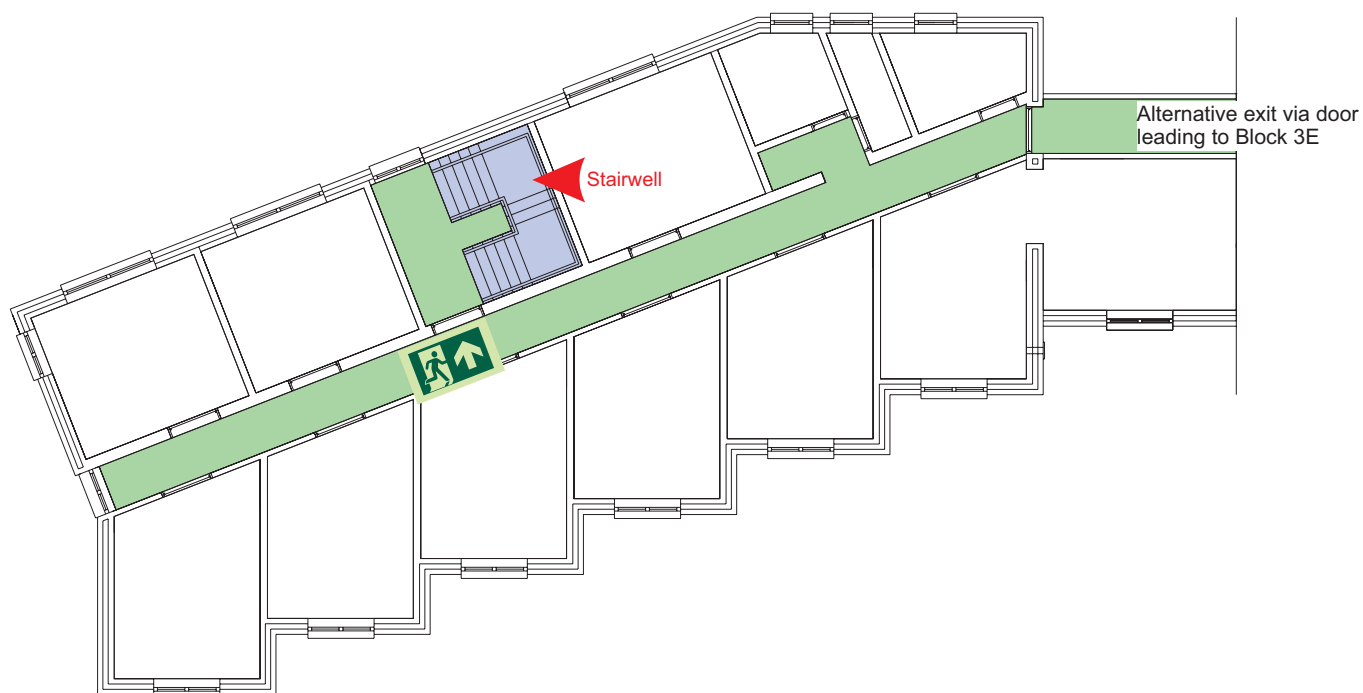
Non  
evacuation  
lift

# Generic Emergency Evacuation Plan

Loughborough  
University

## Telford Block 4E

LAST UPDATED December 2016



Second



Accessible final exit



Evacuation lift



Safe refuge



Evacuation  
coms



Non  
evacuation  
lift

# FIRE ESCAPE PLAN

## LOUGHBOROUGH UNIVERSITY FIRE INSTRUCTIONS

### ANY PERSON DISCOVERING A FIRE



Sound the alarm.  
Operate the nearest fire alarm call point.



Telephone Security on the emergency  
number 0800 526966.



Do not attack fire with extinguisher  
unless trained to do so.

### ON HEARING THE ALARM



Evacuate building and go to assembly  
point.  
Your assembly point is:-

**Assembly Point 26**

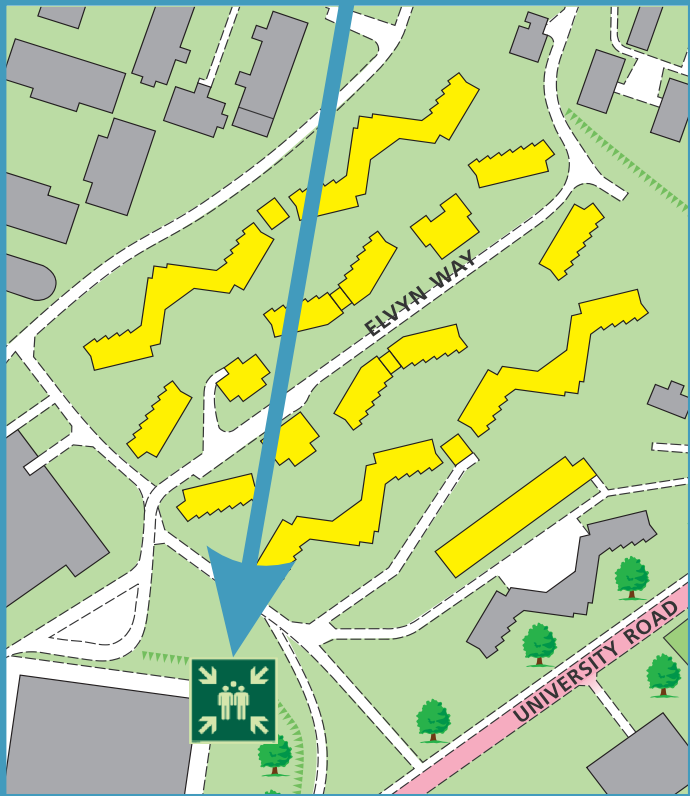


When alarm is given - do not panic, do  
not run.  
Leave the building following the fire  
emergency exit signs.



Do not re-enter the building unless told  
to do so by the Fire Marshall, Warden or  
Fire Service.

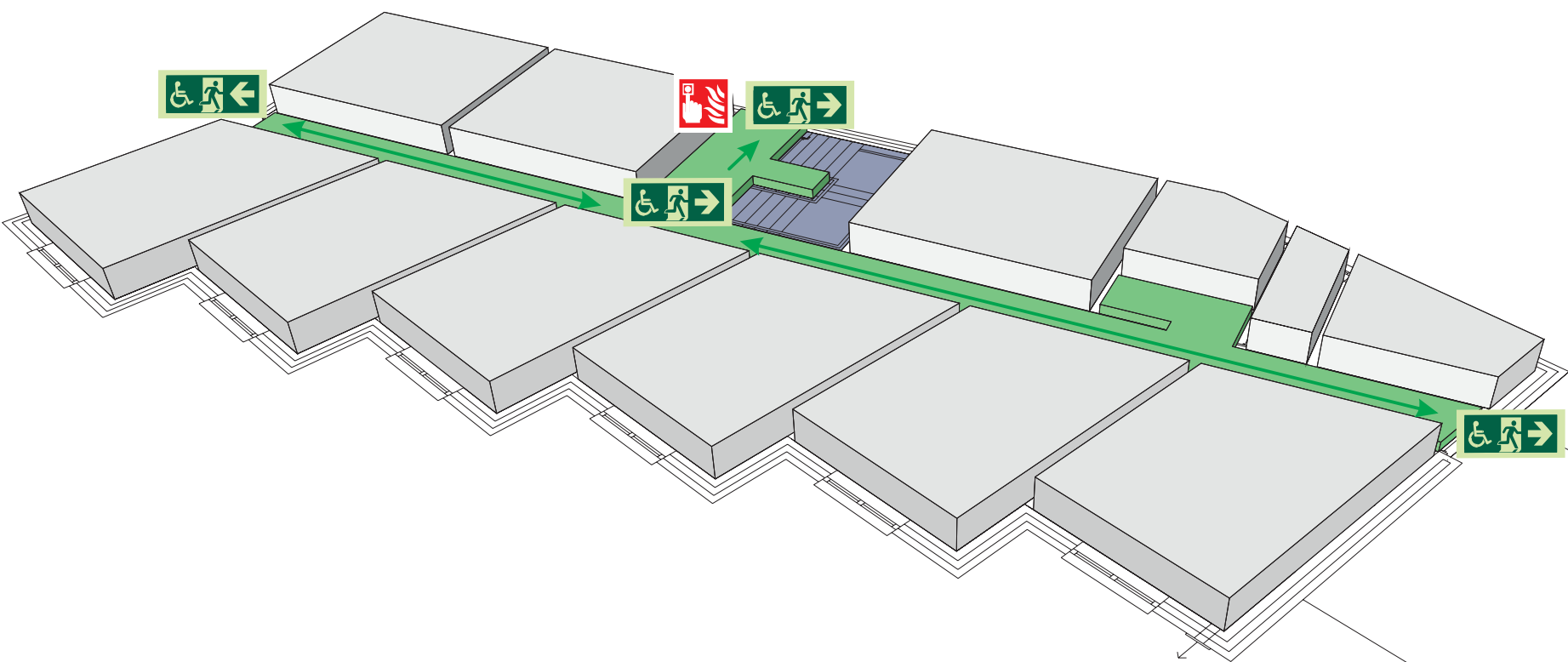
ASSEMBLY POINT 26 IS ALLOCATED TO THE  
BUILDINGS SHOWN IN YELLOW



The Deaf Alerter system is installed in the building.  
Please contact the University Fire Officer on **01509 222182** for further advice.

simplydesignsolutions

## Telford Block 4E Ground Floor



Fire alarm  
Call point



Fire exit



Wheelchair  
accessible exit



Fire escape route



Assembly point



Safe refuge



Evac lift



Evac coms



Non evac coms

Loughborough  
University

# FIRE ESCAPE PLAN

## LOUGHBOROUGH UNIVERSITY FIRE INSTRUCTIONS

### ANY PERSON DISCOVERING A FIRE



Sound the alarm.  
Operate the nearest fire alarm call point.



Telephone Security on the emergency  
number 0800 526966.



Do not attack fire with extinguisher  
unless trained to do so.

### ON HEARING THE ALARM



Evacuate building and go to assembly  
point.  
Your assembly point is:-

**Assembly Point 26**

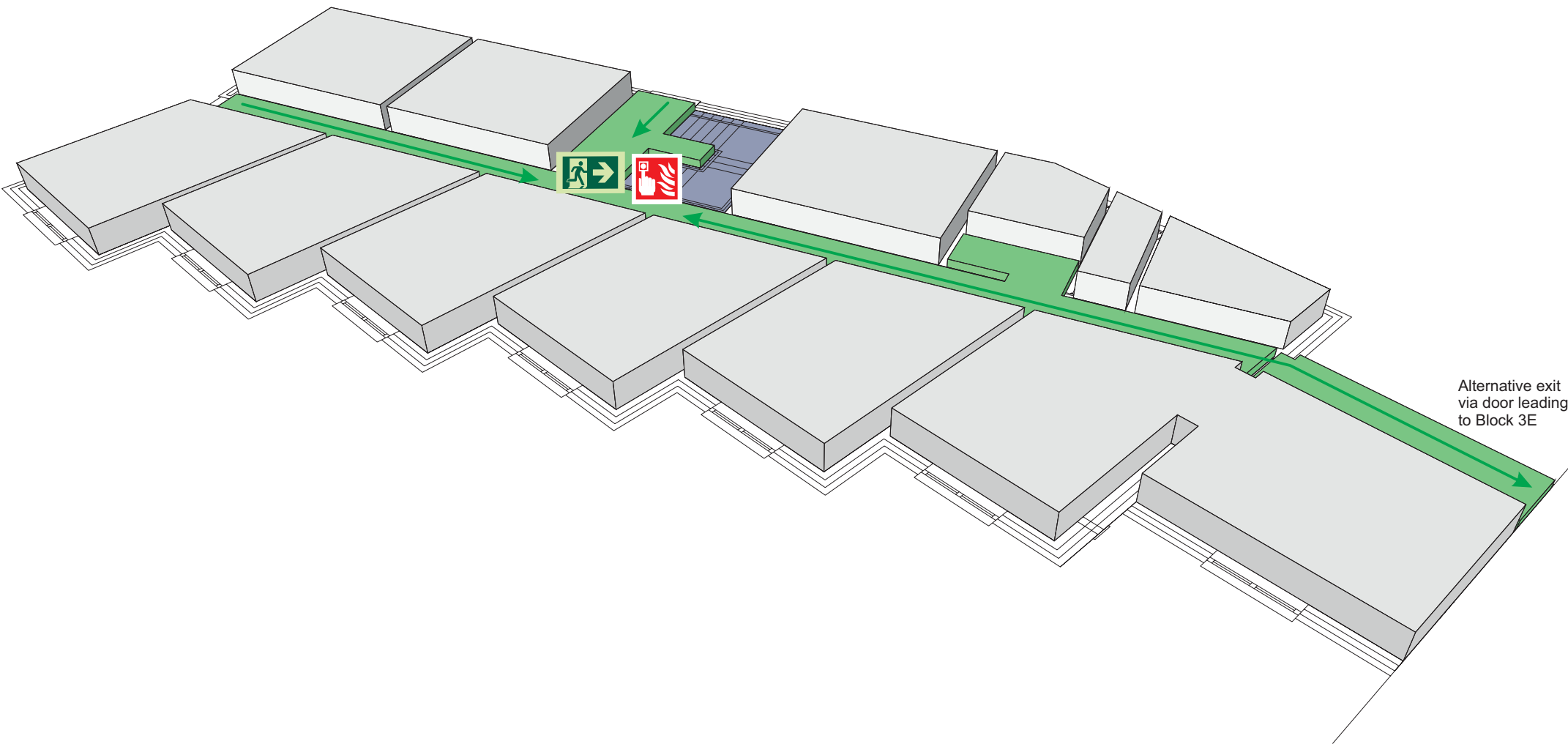
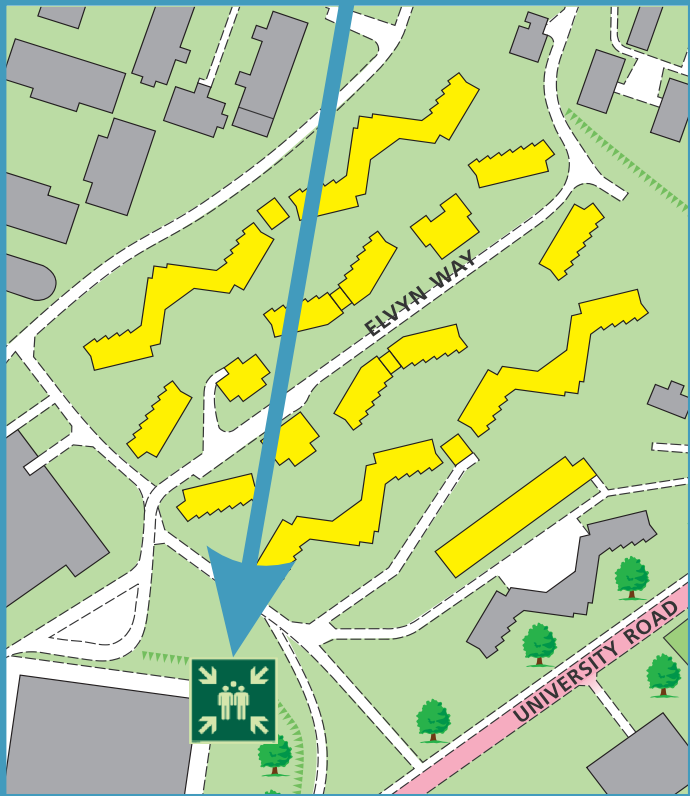


When alarm is given - do not panic, do  
not run.  
Leave the building following the fire  
emergency exit signs.



Do not re-enter the building unless told  
to do so by the Fire Marshall, Warden or  
Fire Service.

ASSEMBLY POINT 26 IS ALLOCATED TO THE  
BUILDINGS SHOWN IN YELLOW



The Deaf Alert system is installed in the building.  
Please contact the University Fire Officer on **01509 222182** for further advice.

simplydesignsolutions

## Telford Block 4E First Floor



Fire alarm  
Call point



Fire exit



Wheelchair  
accessible exit



Fire escape route



Assembly point



Safe refuge



Evac lift



Evac coms



Non evac coms

Loughborough  
University

# FIRE ESCAPE PLAN

## LOUGHBOROUGH UNIVERSITY FIRE INSTRUCTIONS

### ANY PERSON DISCOVERING A FIRE



Sound the alarm.  
Operate the nearest fire alarm call point.



Telephone Security on the emergency  
number 0800 526966.



Do not attack fire with extinguisher  
unless trained to do so.

### ON HEARING THE ALARM



Evacuate building and go to assembly  
point.  
Your assembly point is:-

**Assembly Point 26**

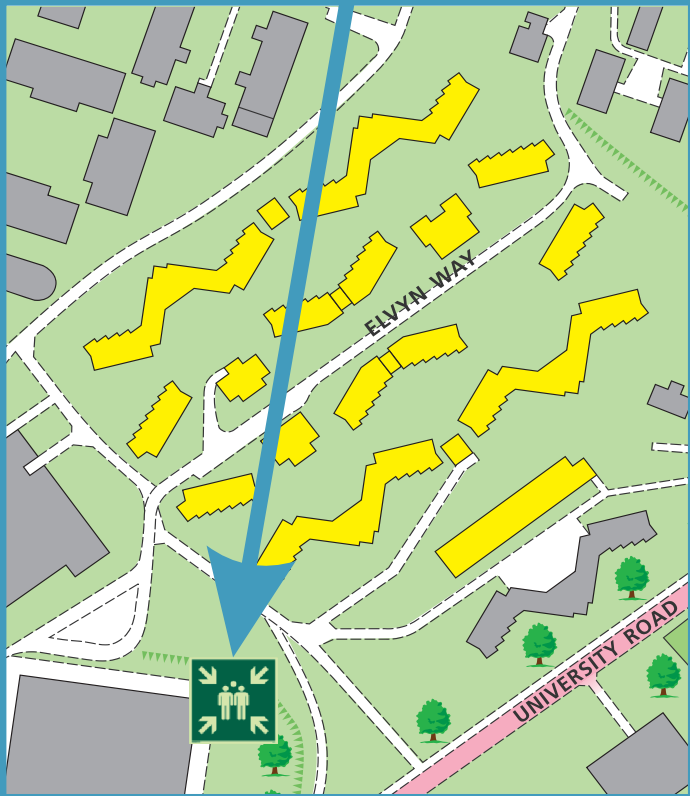


When alarm is given - do not panic, do  
not run.  
Leave the building following the fire  
emergency exit signs.



Do not re-enter the building unless told  
to do so by the Fire Marshall, Warden or  
Fire Service.

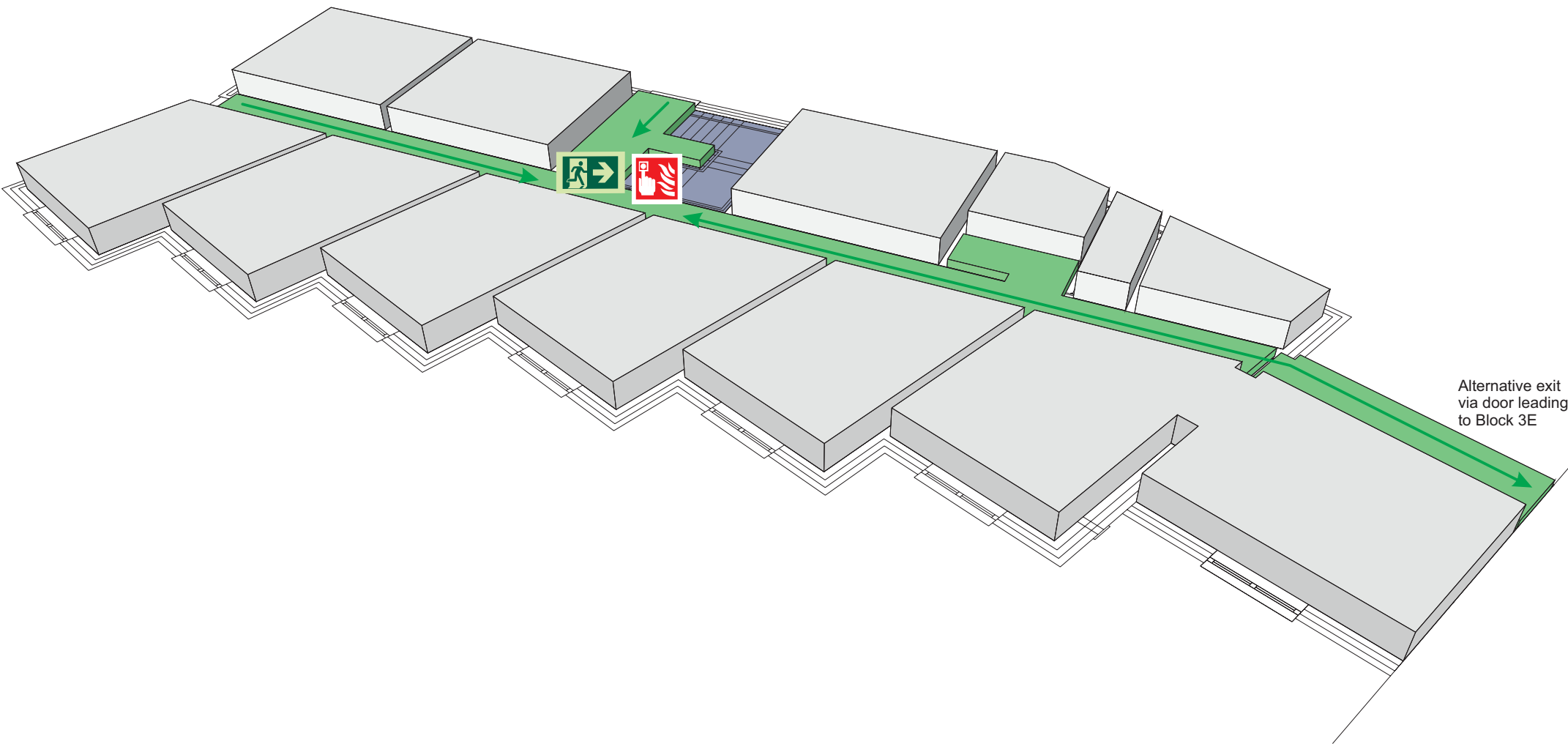
ASSEMBLY POINT 26 IS ALLOCATED TO THE  
BUILDINGS SHOWN IN YELLOW



The Deaf Alert system is installed in the building.  
Please contact the University Fire Officer on **01509 222182** for further advice.

simplydesignsolutions

## Telford Block 4E Second Floor



Fire alarm  
Call point



Fire exit



Wheelchair  
accessible exit



Fire escape route



Assembly point



Safe refuge



Evac lift



Evac coms



Non evac coms

Loughborough  
University

## Telford Block 5

LAST UPDATED December 2016

### **Purpose:**

The purpose of a Generic Emergency Evacuation Plan (GEEP) is to enable visitors to the building with restricted mobility or those who may not be able to evacuate unaided to become familiar with the layout, evacuation procedures, available equipment and communication devices.

If you feel that this document does not provide you with sufficient information or that you require further assistance, please contact the Loughborough University Fire Officer on 01509 222182.

### **The building:**

Telford Block 5 building comprises of 2 floors.

Several accessible fire exits are available at ground level.

### **Action required on hearing the fire alarm:**

If able, you should leave the building immediately by the nearest fire exit (see attached floor plan) and report to the assigned assembly point for the building.

### **Other recommendations:**

It is recommended that all visitors to the Telford Block 5 building should familiarise themselves with the fire alarm signals and floor layout. Floor plans and evacuation equipment locations have been provided with this document.

### **Equipment provided:**

Accessible fire exits are available on the ground floor of the building.



The Deaf Alerter system is installed in this building. If you would like access to a Deaf Alerter Pager, please contact the University Fire Officer on 01509 222182.



YOUR ASSEMBLY POINT IS:

Fire Assembly Point 26

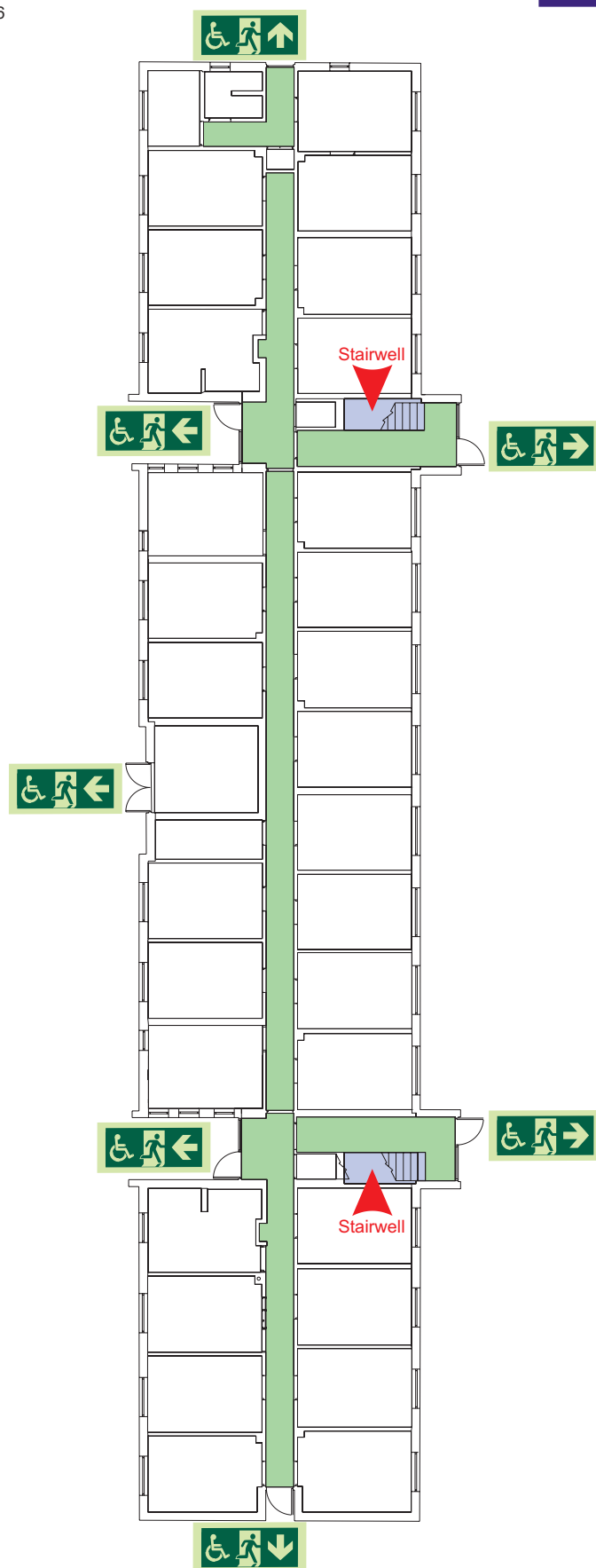


# Generic Emergency Evacuation Plan

Loughborough  
University

## Telford Block 5

LAST UPDATED December 2016



Ground



Accessible final exit



Evacuation lift



Safe refuge



Evacuation  
coms



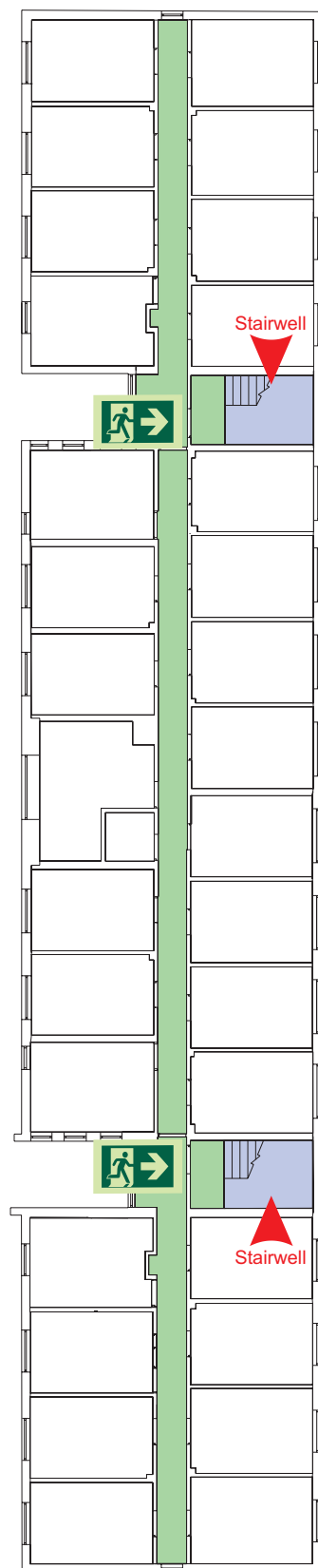
Non  
evacuation  
lift

# Generic Emergency Evacuation Plan

Loughborough  
University

## Telford Block 5

LAST UPDATED December 2016



First



Accessible final exit



Evacuation lift



Safe refuge



Evacuation  
coms



Non  
evacuation  
lift

# FIRE ESCAPE PLAN

## LOUGHBOROUGH UNIVERSITY FIRE INSTRUCTIONS

### ANY PERSON DISCOVERING A FIRE



Sound the alarm.  
Operate the nearest fire alarm call point.



Telephone Security on the emergency  
number 0800 526966.



Do not attack fire with extinguisher  
unless trained to do so.

### ON HEARING THE ALARM



Evacuate building and go to assembly  
point.

Your assembly point is:-

**Assembly Point 26**

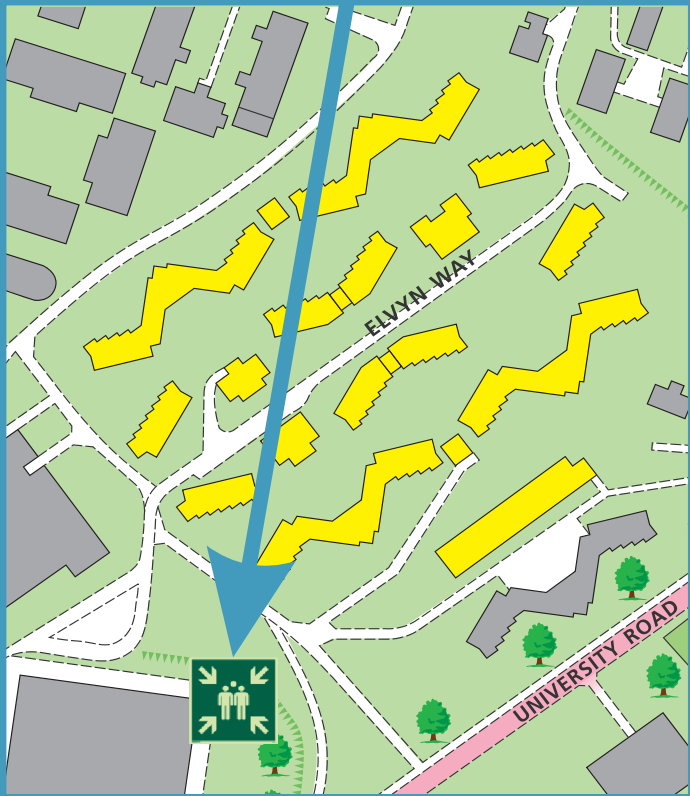


When alarm is given - do not panic, do  
not run.  
Leave the building following the fire  
emergency exit signs.



Do not re-enter the building unless told  
to do so by the Fire Marshall, Warden or  
Fire Service.

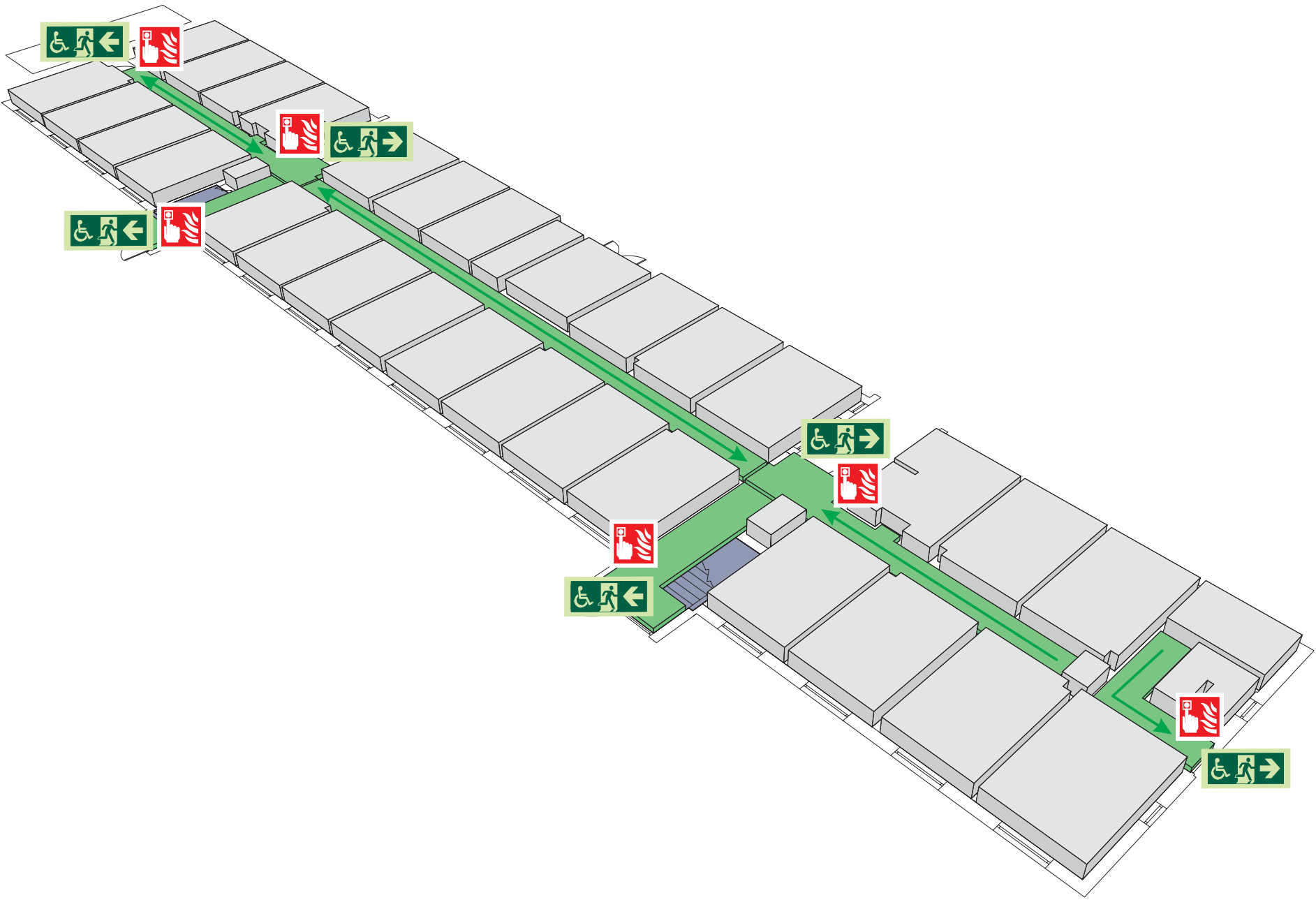
ASSEMBLY POINT 26 IS ALLOCATED TO THE  
BUILDINGS SHOWN IN YELLOW



The Deaf Alert system is installed in the building.  
Please contact the University Fire Officer on **01509 222182** for further advice.

simplydesignsolutions

## Telford Block 5 Ground Floor



Fire alarm  
Call point



Fire exit



Wheelchair  
accessible exit



Fire escape route



Assembly point



Safe refuge



Evac lift



Evac coms



Non evac coms

Loughborough  
University

# FIRE ESCAPE PLAN

## LOUGHBOROUGH UNIVERSITY FIRE INSTRUCTIONS

### ANY PERSON DISCOVERING A FIRE



Sound the alarm.  
Operate the nearest fire alarm call point.



Telephone Security on the emergency  
number 0800 526966.



Do not attack fire with extinguisher  
unless trained to do so.

### ON HEARING THE ALARM



Evacuate building and go to assembly  
point.  
Your assembly point is:-

**Assembly Point 26**

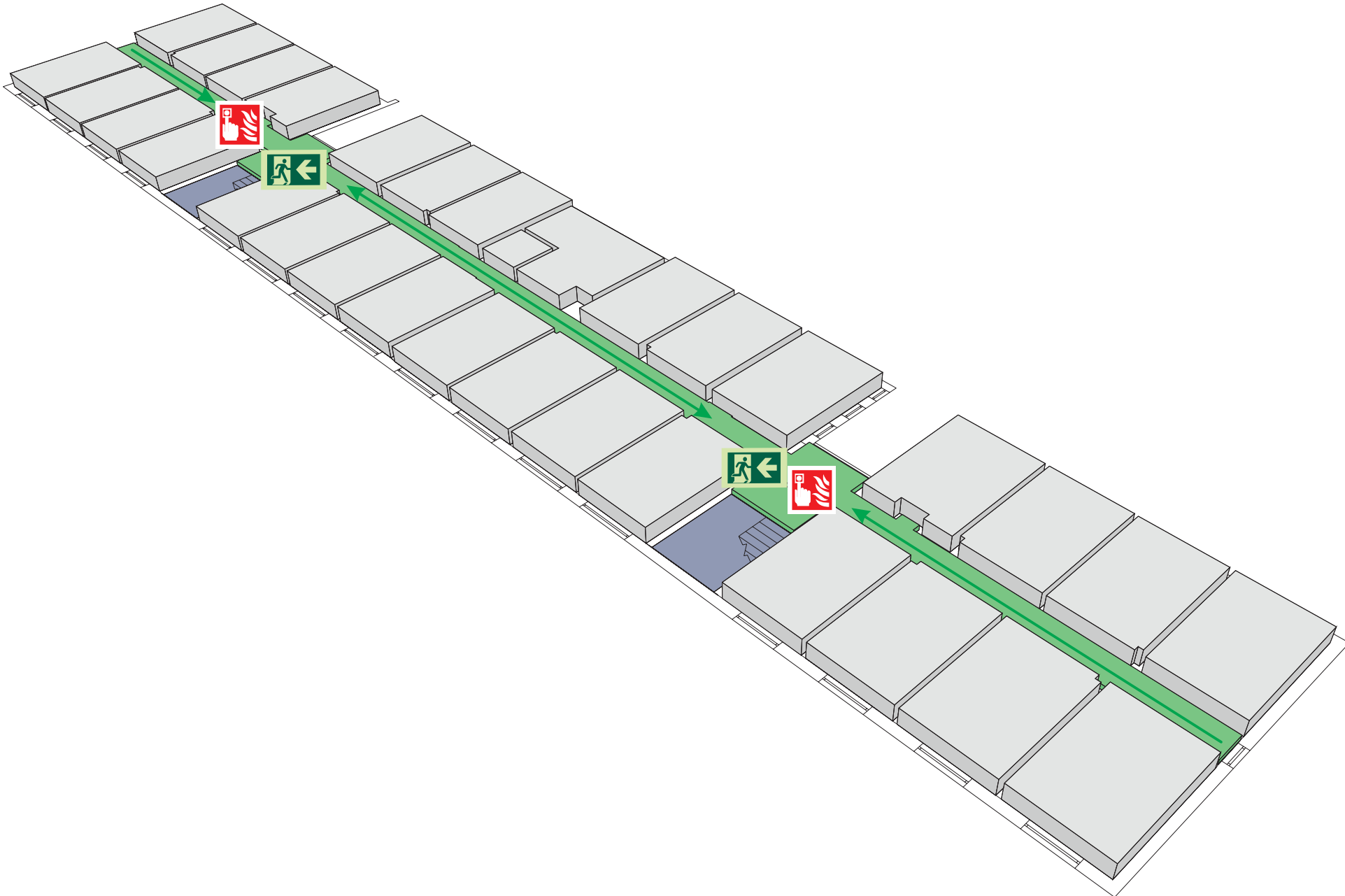
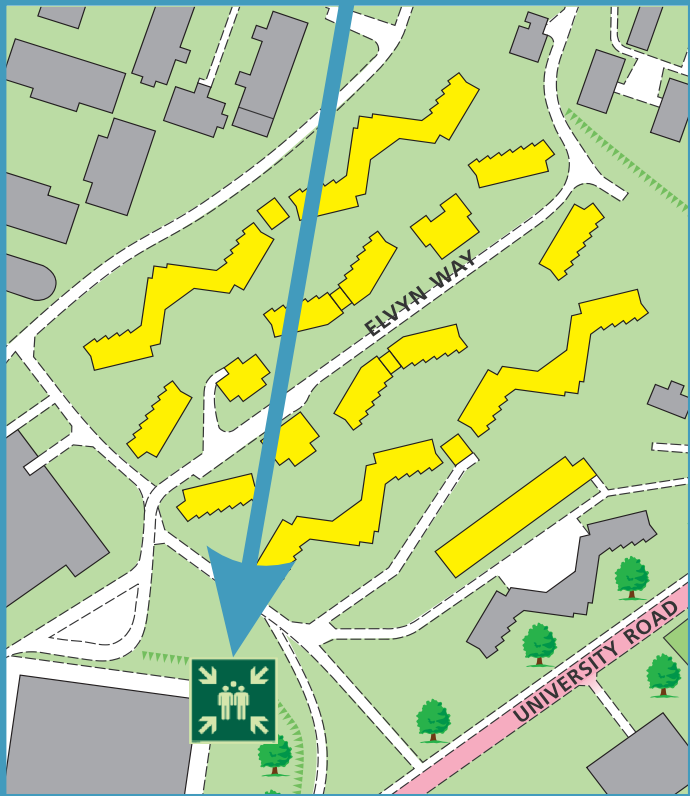


When alarm is given - do not panic, do  
not run.  
Leave the building following the fire  
emergency exit signs.



Do not re-enter the building unless told  
to do so by the Fire Marshall, Warden or  
Fire Service.

ASSEMBLY POINT 26 IS ALLOCATED TO THE  
BUILDINGS SHOWN IN YELLOW



The Deaf Alert system is installed in the building.  
Please contact the University Fire Officer on **01509 222182** for further advice.

simplydesignsolutions

## Telford Block 5 First Floor



Fire alarm  
Call point



Fire exit



Wheelchair  
accessible exit



Fire escape route



Assembly point



Safe refuge



Evac lift



Evac coms



Non evac coms

Loughborough  
University

## Telford Block Smart Room

LAST UPDATED December 2016

### **Purpose:**

The purpose of a Generic Emergency Evacuation Plan (GEEP) is to enable visitors to the building with restricted mobility or those who may not be able to evacuate unaided to become familiar with the layout, evacuation procedures, available equipment and communication devices.

If you feel that this document does not provide you with sufficient information or that you require further assistance, please contact the Loughborough University Fire Officer on 01509 222182.

### **The building:**

Telford Block Smart Room building comprises of 1 floor.  
Several accessible fire exits are available at ground level.

### **Action required on hearing the fire alarm:**

If able, you should leave the building immediately by the nearest fire exit (see attached floor plan) and report to the assigned assembly point for the building.

### **Other recommendations:**

It is recommended that all visitors to the Telford Block Smart Room should familiarise themselves with the fire alarm signals and floor layout. Floor plans and evacuation equipment locations have been provided with this document.

### **Equipment provided:**

Accessible fire exits are available on the ground floor of the building.



YOUR ASSEMBLY POINT IS:

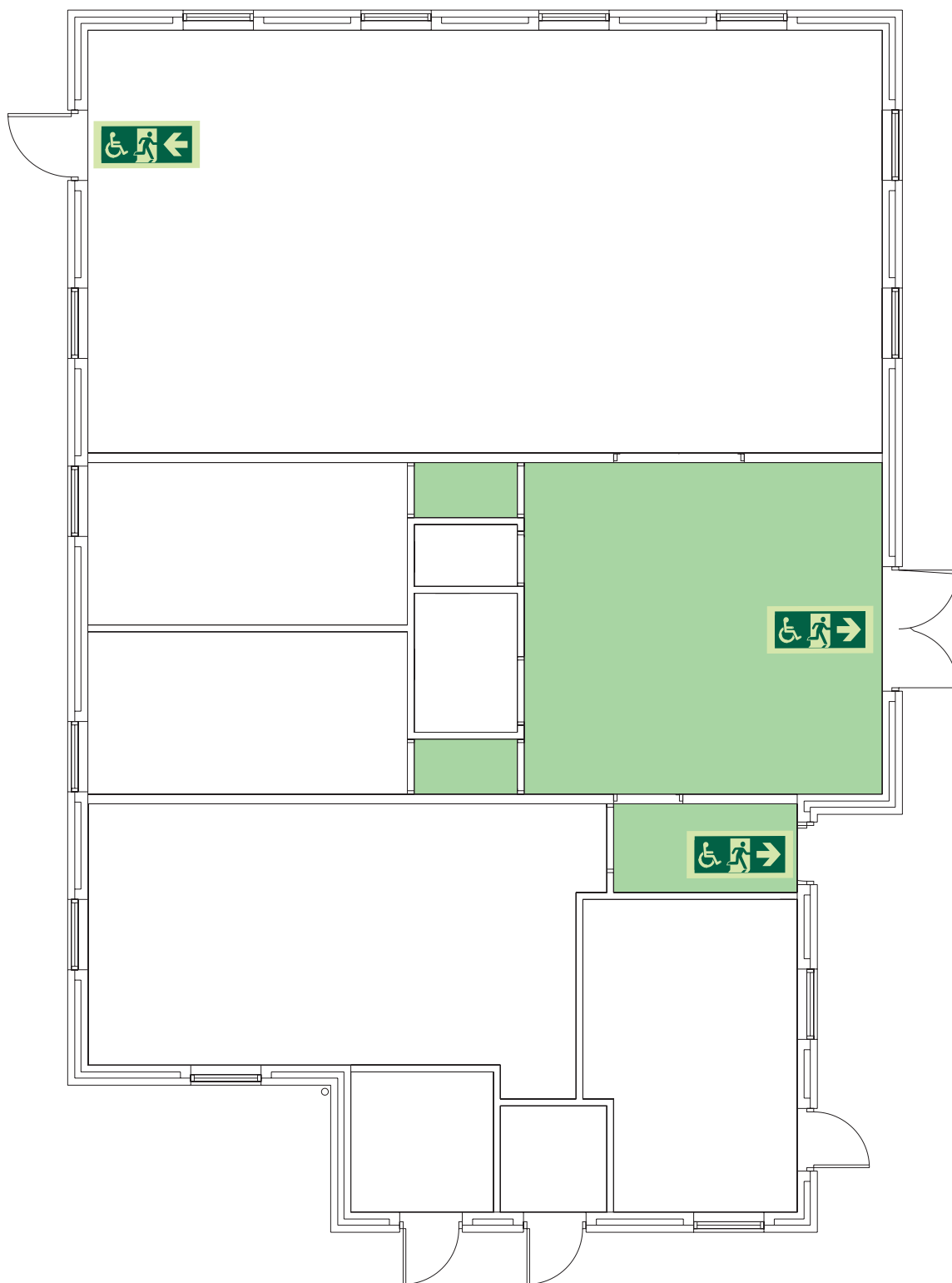
Fire Assembly Point 26

# Generic Emergency Evacuation Plan

Loughborough  
University

## Telford Block Smart Room

LAST UPDATED December 2016



Ground



Accessible final exit



Evacuation lift



Safe refuge



Evacuation  
coms



Non  
evacuation  
lift



# FIRE ESCAPE PLAN

## LOUGHBOROUGH UNIVERSITY FIRE INSTRUCTIONS

### ANY PERSON DISCOVERING A FIRE



Sound the alarm.  
Operate the nearest fire alarm call point.



Telephone Security on the emergency  
number 0800 526966.



Do not attack fire with extinguisher  
unless trained to do so.

### ON HEARING THE ALARM



Evacuate building and go to assembly  
point.  
Your assembly point is:-

**Assembly Point 26**

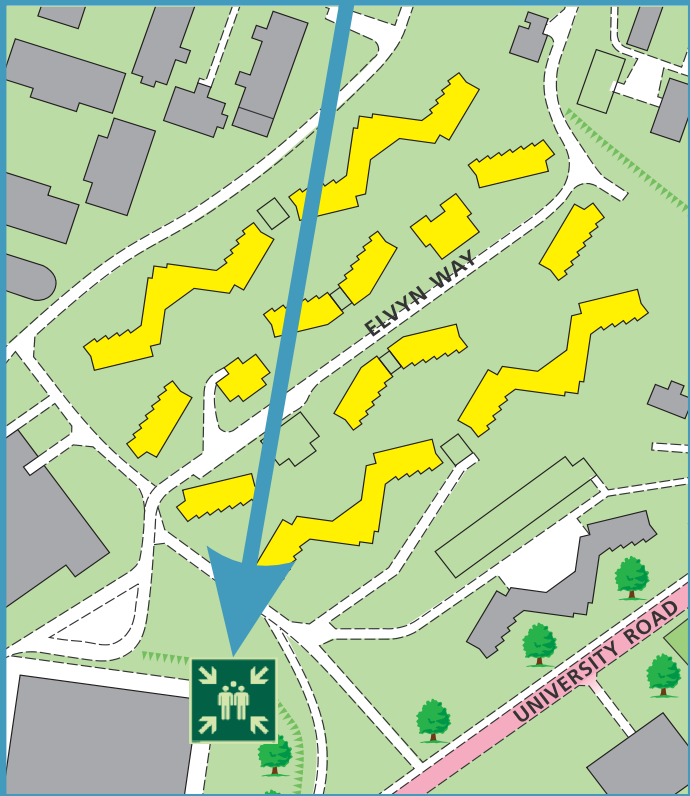


When alarm is given - do not panic, do  
not run.  
Leave the building following the fire  
emergency exit signs.

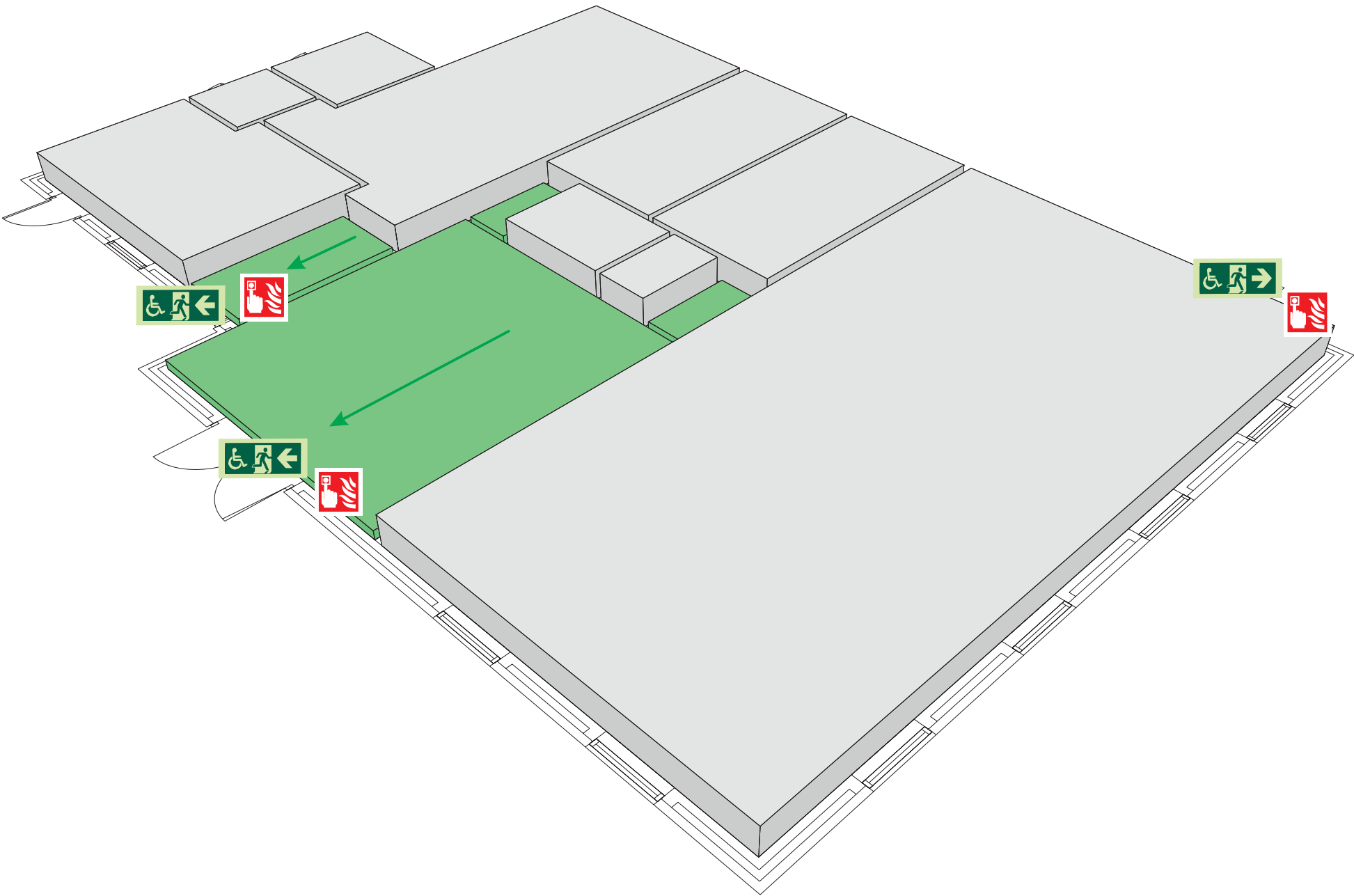


Do not re-enter the building unless told  
to do so by the Fire Marshall, Warden or  
Fire Service.

ASSEMBLY POINT 26 IS ALLOCATED TO THE  
BUILDINGS SHOWN IN YELLOW



## Telford Block Smart Room Ground Floor



Fire alarm  
Call point



Fire exit



Wheelchair  
accessible exit



Fire escape route



Assembly point



Safe refuge



Evac lift



Evac coms



Non evac coms

Loughborough  
University