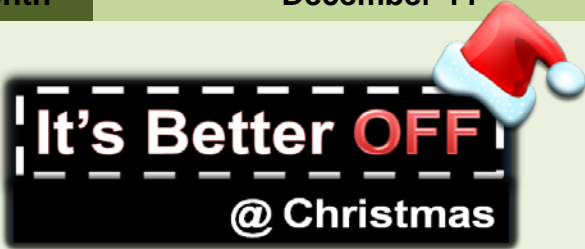


It's Better OFF - Campus

Month

December-11



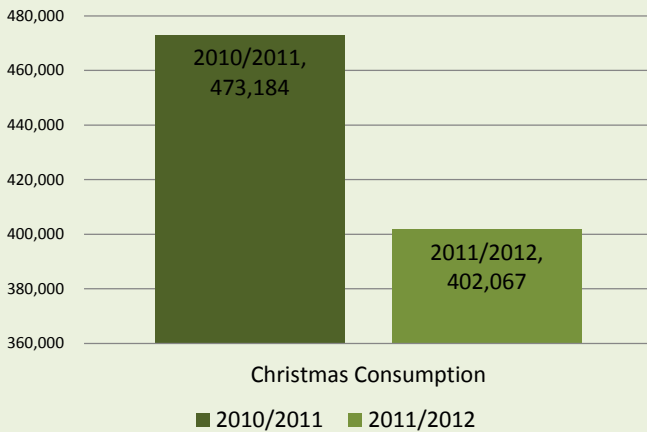
Christmas 2010/11	512,707	kWh
Christmas 2011/12	462,674	kWh

Difference	-50,033	kWh
------------	---------	-----

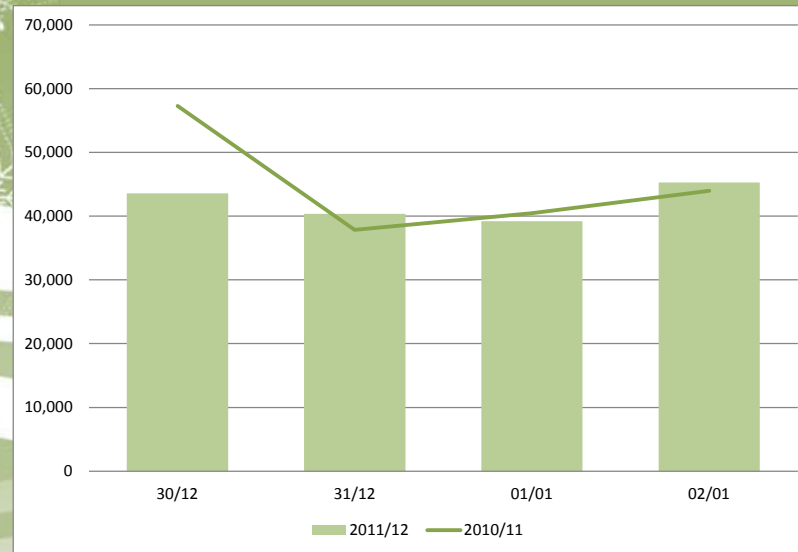
Consumption Costs 10/11	£41,017	*
Consumption Costs 11/12	£37,014	*

Difference	-£4,002.64	kWh
------------	------------	-----

Overall Difference	-10%
--------------------	------



Friday Saturday Sunday Monday Tuesday Wednesday Thursday



To find out more about the Universities consumption please visit www.lboro.ac.uk/saveenergy

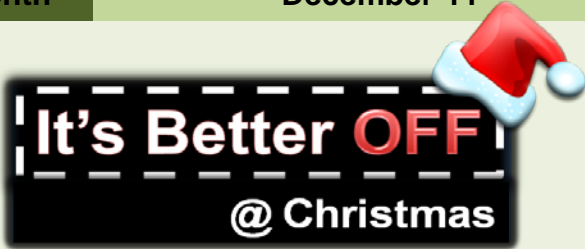
*All calculations based on standard rate of 0.08£/kWh and 0.00054016 TCO2

Christmas Consumption

Site Name	2010/11	2011/12	kWh Diff	£ Diff	TCO2 Diff
AAE Building (Stewart Miller)	13,564	12,495	-1,069	£85.52	-0.05
Administration 1	3,475	3,231	-244	£19.52	-0.01
Administration 2	852	1,563	711	£56.88	0.03
Anne Packer	230	171	-59	£4.72	0.00
Bridgeman	2,208	743	-1,465	£117.20	-0.06
Brockington	2,583	2,194	-389	£31.12	-0.02
Burleigh Court	34,453	31,896	-2,557	£204.56	-0.11
Burleigh Springs	2,263	2,683	420	£33.60	0.02
Business School (Sir Richard Morris)	5,671	5,620	-51	£4.08	0.00
Business School (Extension)	1,294	1,520	226	£18.08	0.01
Chem Eng (S Building)	14,199	13,436	-763	£61.04	-0.03
Chemistry	26,990	16,713	-10,277	£822.16	-0.44
Clyde Williams (HEBS)	12,067	13,217	1,150	£92.00	0.05
Cricket Academy	3,652	5,030	1,378	£110.24	0.06
Dan Maskell Tennis Centre	1,856	1,964	108	£8.64	0.00
Dance Studio	76	57	-19	£1.52	0.00
David Wallace Sports Hall	1,802	1,710	-92	£7.36	0.00
EHB Squash	288	246	-42	£3.36	0.00
EHB	20,573	17,678	-2,895	£231.60	-0.13
Facilities Management (Old Innovations Centre)	185	217	32	£2.56	0.00
Facilities Management Yard & Helpdesk	571	341	-230	£18.40	-0.01
Field House (Security)	2,807	2,520	-287	£22.96	-0.01
G Block	642	319	-323	£25.84	-0.01
GG Block	1,721	1,457	-264	£21.12	-0.01
Graham Oldham	1,126	1,044	-82	£6.56	0.00
Haselgrave	47,288	32,607	-14,681	£1,174.48	-0.64
Hazlerigg	469	475	6	£0.48	0.00
Herbert Manzoni	10,772	10,652	-120	£9.60	-0.01
HIPAC (Seb Coe)	5,199	6,075	876	£70.08	0.04
Hockey Pavilion & Pitch	1,011	1,040	29	£2.32	0.00
Holywell Park	183,701	293,757	110,056	£8,804.48	4.76
Imago Services	1,037	159	-878	£70.24	-0.04
International Office	7	10	3	£0.24	0.00
International Student Centre (Angela Marmont)	18	7	-11	£0.88	0.00
James France	8,018	17,383	9,365	£749.20	0.41
John Clements	615	643	28	£2.24	0.00
John Cooper	379	278	-101	£8.08	0.00
John Hardie	247	204	-43	£3.44	0.00
John Pickford	255	196	-59	£4.72	0.00
Keith Green	2,602	2,133	-469	£37.52	-0.02
LTA Tennis Centre	3,822	3,996	174	£13.92	0.01
LUFS	1,390	1,269	-121	£9.68	-0.01
Martin Hall	3,158	2,875	-283	£22.64	-0.01
Matthew Arnold	1,240	1,539	299	£23.92	0.01
Medical Centre	1,339	594	-745	£59.60	-0.03
Music Centre	134	94	-40	£3.20	0.00
Netball & Badminton	3,368	5,831	2,463	£197.04	0.11
Performance Education Centre	17,685	20,769	3,084	£246.72	0.13
Pilkington Library	14,727	22,332	7,605	£608.40	0.33
Schofield Building (Maths CETL)	873	1,160	287	£22.96	0.01
Schofield Building	1,937	1,174	-763	£61.04	-0.03
Sir David Davies (Engineering)	10,068	10,955	887	£70.96	0.04
Sir David Davies (Physics)	8,143	10,017	1,874	£149.92	0.08
Sir John Beckwith	1,536	1,631	95	£7.60	0.00
Stewart Mason	4,116	4,785	669	£53.52	0.03
Swimming Pool	17,453	19,929	2,476	£198.08	0.11
Undercroft	999	653	-346	£27.68	-0.01
Wavy Top	5,747	4,348	-1,399	£111.92	-0.06
Wolfson Building	7,201	5,946	-1,255	£100.40	-0.05
	394,467	509,338	114,871	£9,189.68	5

Administration 1

Month **December-11**



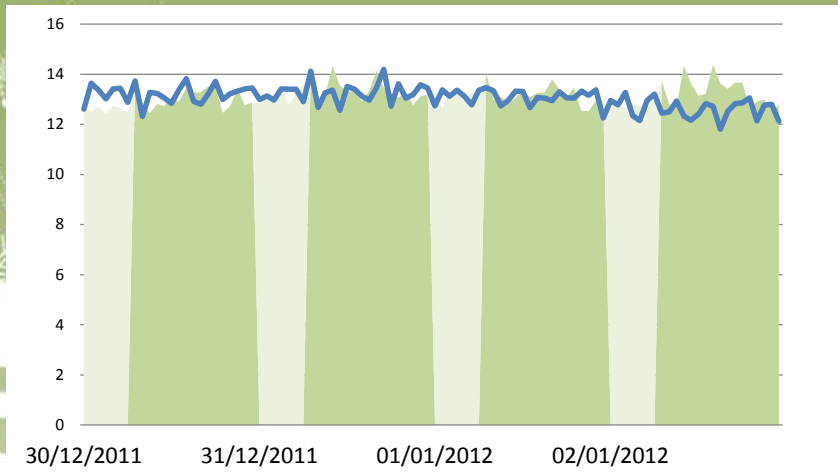
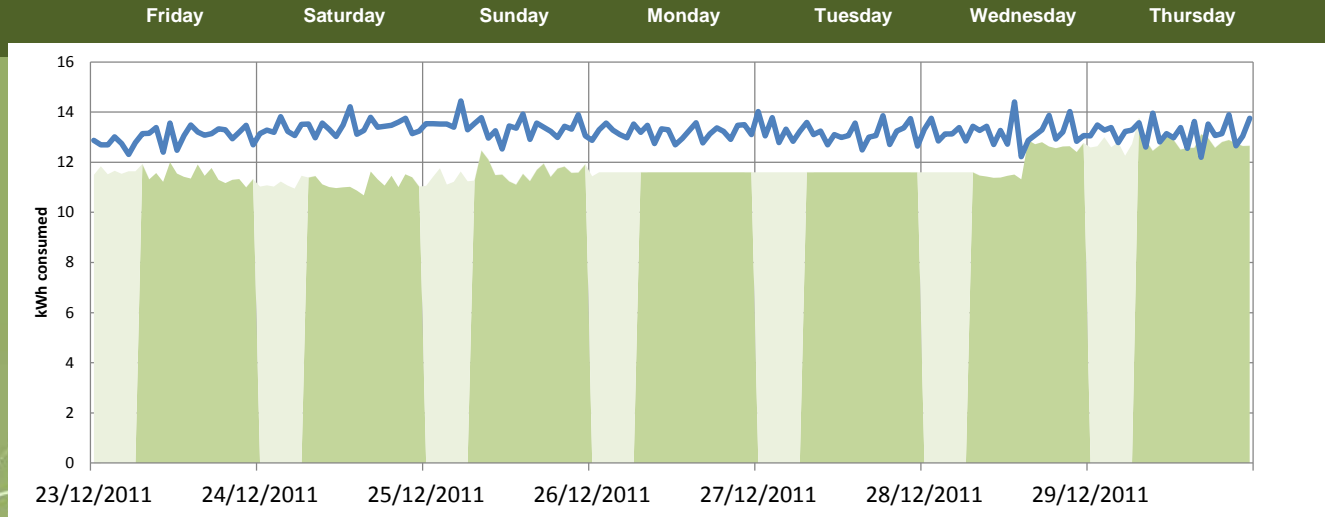
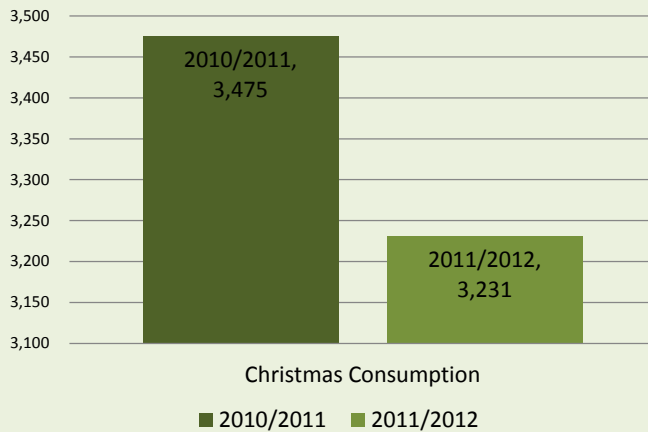
Christmas 2010/11	3,475	kWh
Christmas 2011/12	3,231	kWh

Difference	-244	kWh
-------------------	-------------	------------

Consumption Costs 10/11	£278	*
Consumption Costs 11/12	£259	*

Difference	-£19.49	kWh
-------------------	----------------	------------

Overall Difference	-7%	
---------------------------	------------	--



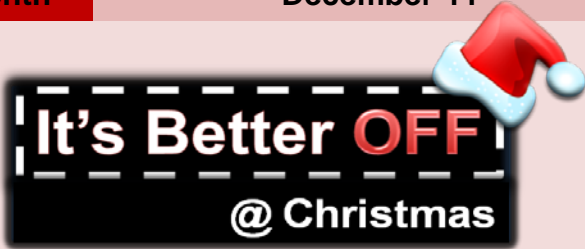
To find out more about the Universities consumption please visit www.lboro.ac.uk/saveenergy

*All calculations based on standard rate of 0.08£/kWh and 0.00054016 TCO2

Administration 2

Month

December-11



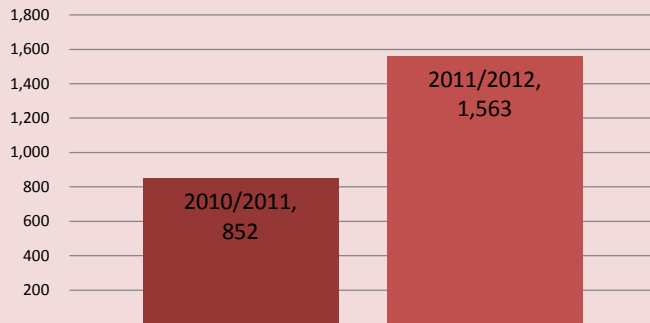
Christmas 2010/11	852	kWh
Christmas 2011/12	1,563	kWh

Difference	710	kWh
------------	-----	-----

Consumption Costs 10/11	£68	*
Consumption Costs 11/12	£125	*

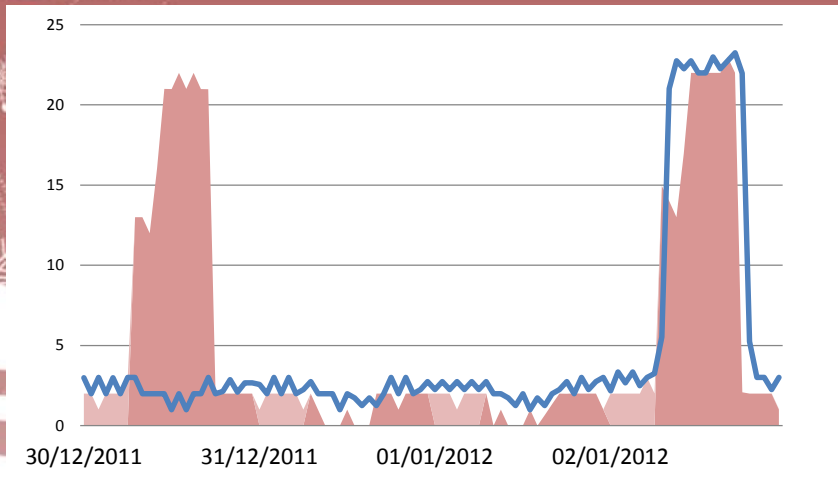
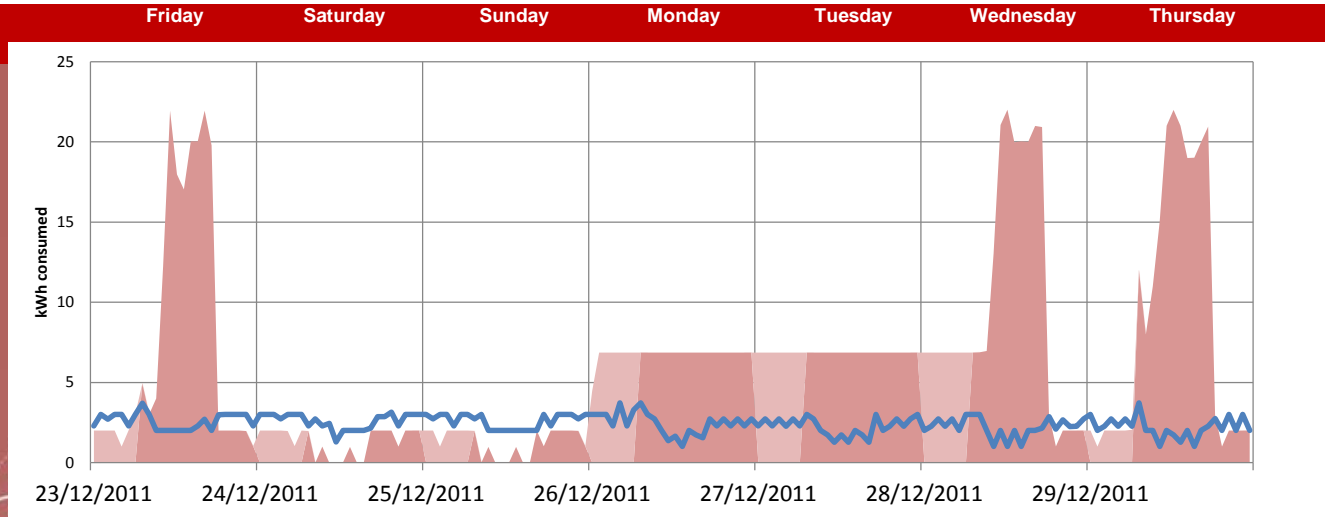
Difference	£56.83	kWh
------------	--------	-----

Overall Difference	83%
--------------------	-----



Christmas Consumption

■ 2010/2011 ■ 2011/2012

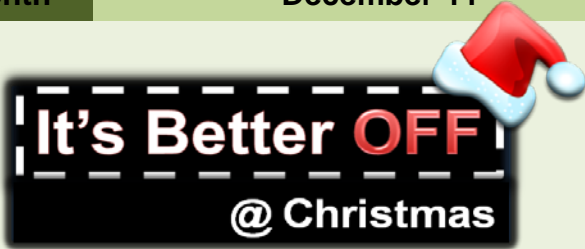


To find out more about the Universities consumption please visit www.lboro.ac.uk/saveenergy

*All calculations based on standard rate of 0.08£/kWh and 0.00054016 TCO2

Anne Packer

Month **December-11**



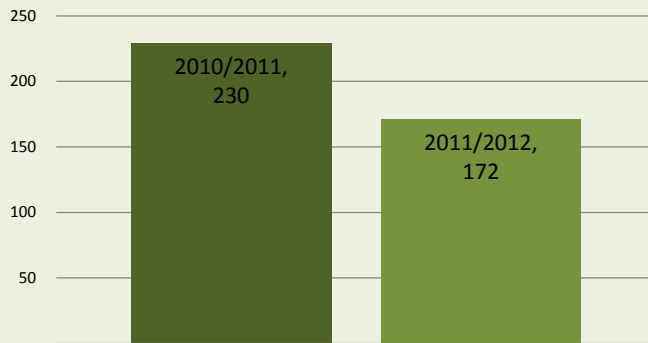
Christmas 2010/11	230	kWh
Christmas 2011/12	172	kWh

Difference	-58	kWh
------------	------------	-----

Consumption Costs 10/11	£18	*
Consumption Costs 11/12	£14	*

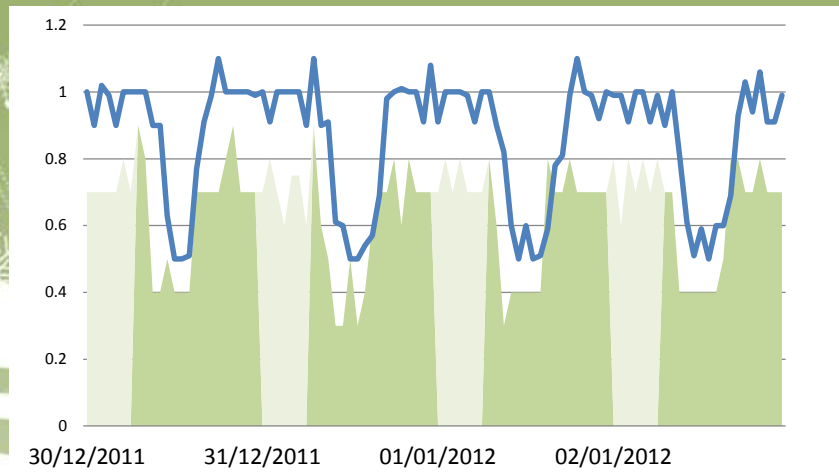
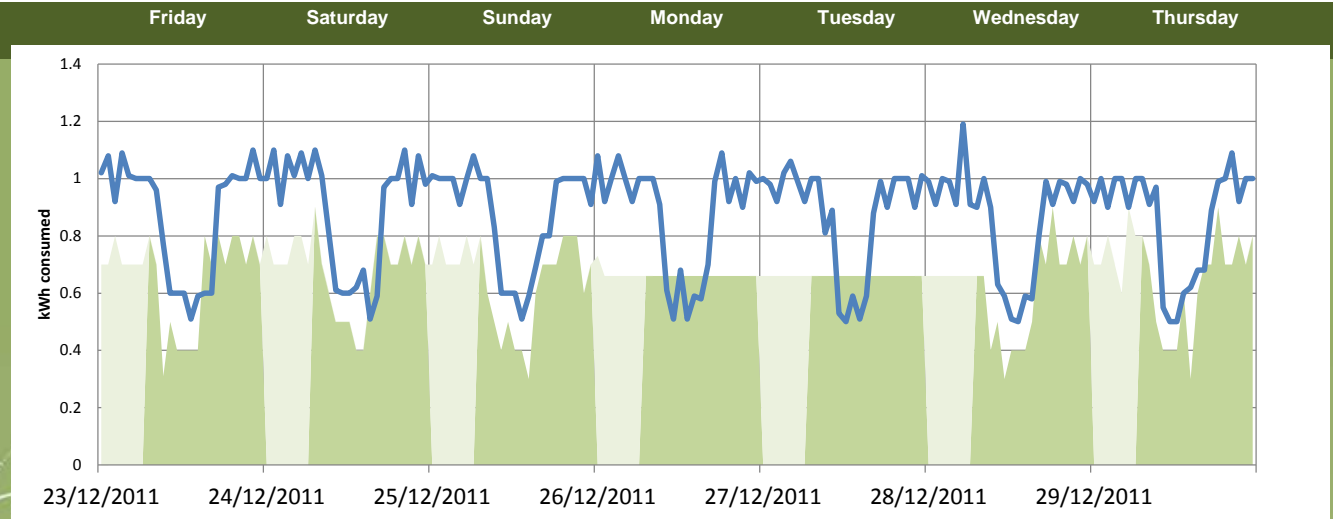
Difference	-£4.65	kWh
------------	---------------	-----

Overall Difference	-25%	
--------------------	-------------	--



Christmas Consumption

■ 2010/2011 ■ 2011/2012



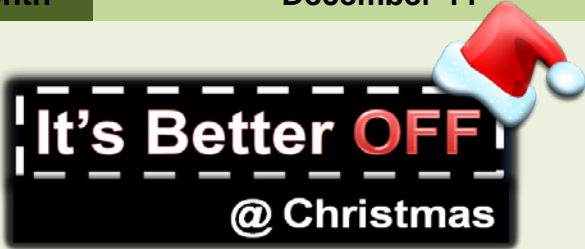
To find out more about the Universities consumption please visit www.lboro.ac.uk/saveenergy

*All calculations based on standard rate of 0.08£/kWh and 0.00054016 TCO2

Bridgeman

Month

December-11



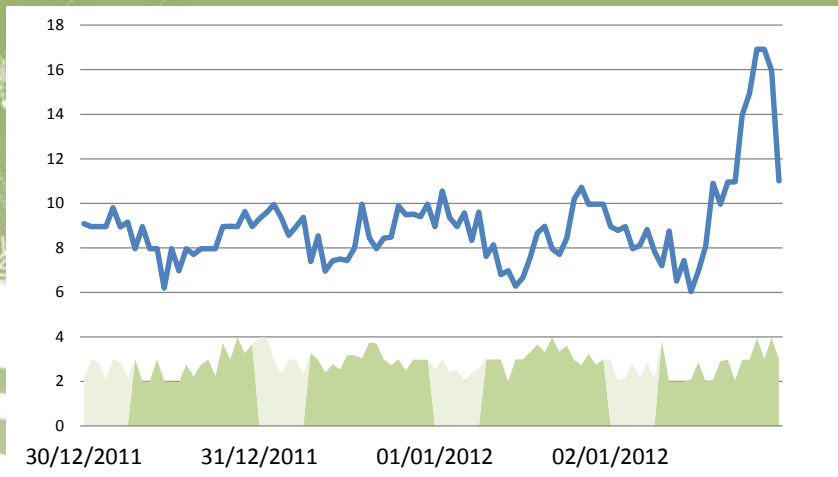
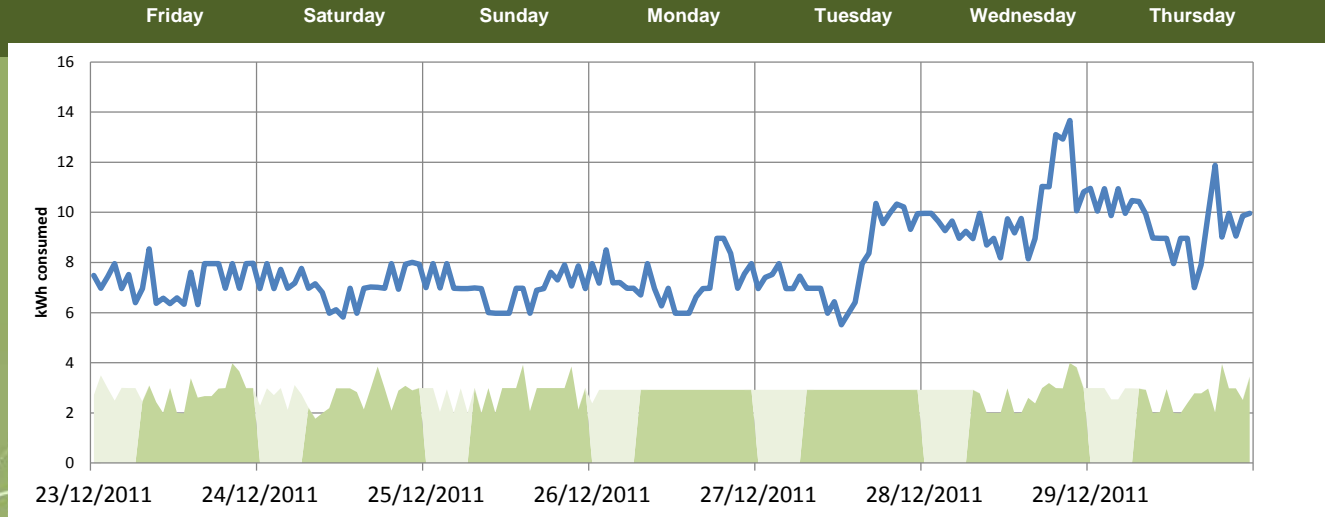
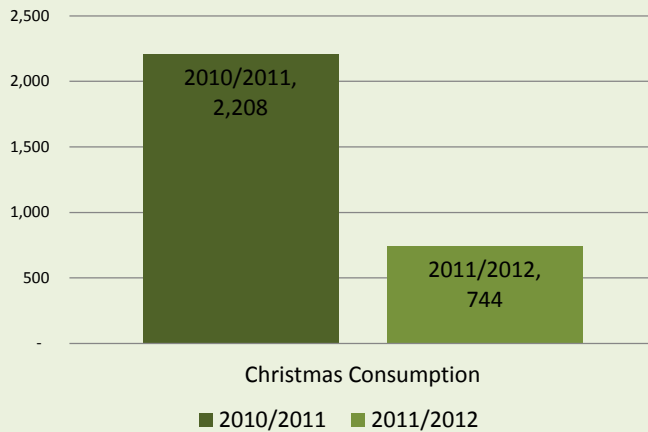
Christmas 2010/11	2,208	kWh
Christmas 2011/12	744	kWh

Difference	-1,464	kWh
------------	--------	-----

Consumption Costs 10/11	£177	*
Consumption Costs 11/12	£59	*

Difference	-£117.15	kWh
------------	----------	-----

Overall Difference	-66%
--------------------	------



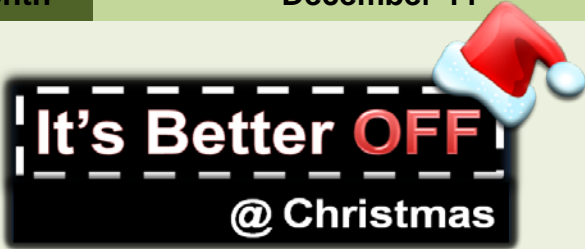
To find out more about the Universities consumption please visit www.lboro.ac.uk/saveenergy

*All calculations based on standard rate of 0.08£/kWh and 0.00054016 TCO2

Brockington

Month

December-11



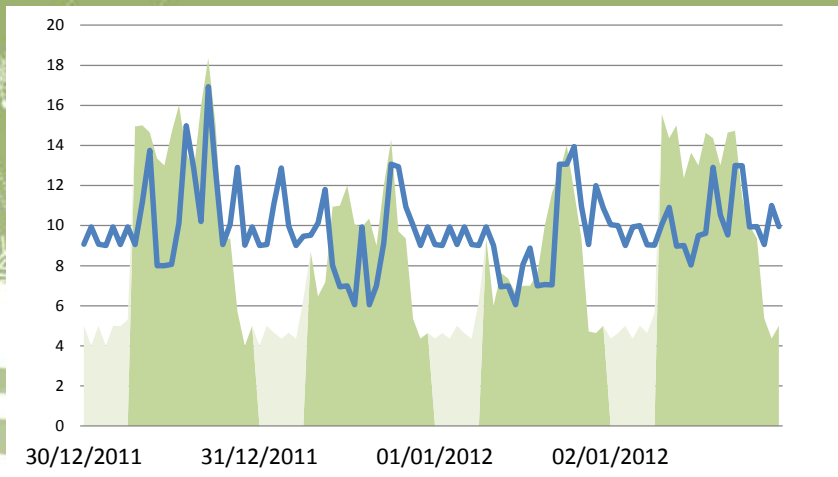
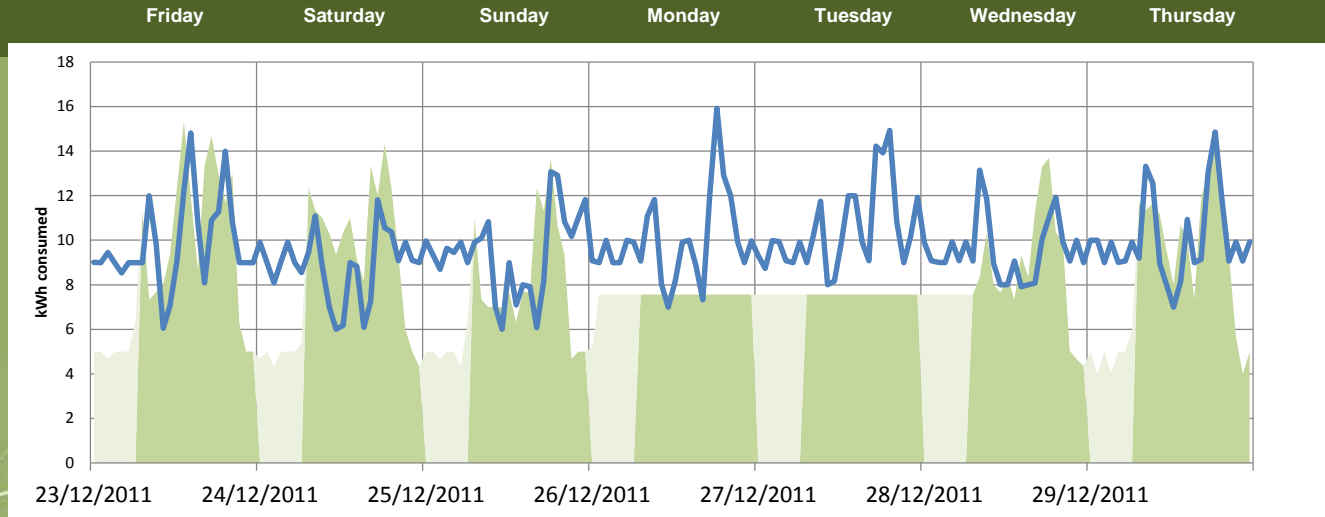
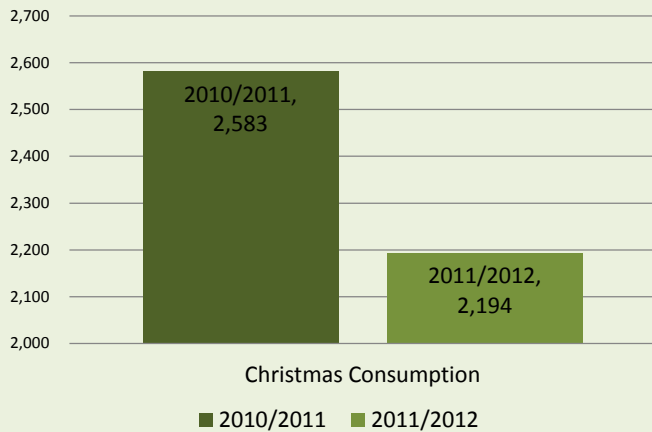
Christmas 2010/11	2,583	kWh
Christmas 2011/12	2,194	kWh

Difference	-388	kWh
------------	------	-----

Consumption Costs 10/11	£207	*
Consumption Costs 11/12	£176	*

Difference	-£31.08	kWh
------------	---------	-----

Overall Difference	-15%	
--------------------	------	--

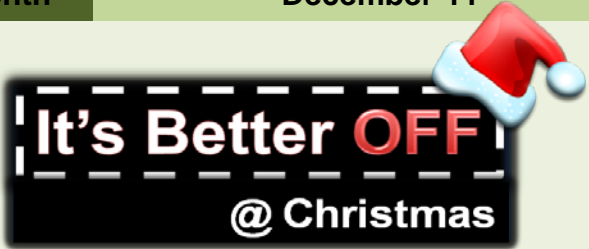


To find out more about the Universities consumption please visit www.lboro.ac.uk/saveenergy

*All calculations based on standard rate of 0.08£/kWh and 0.00054016 TCO2

Burleigh Court

Month **December-11**



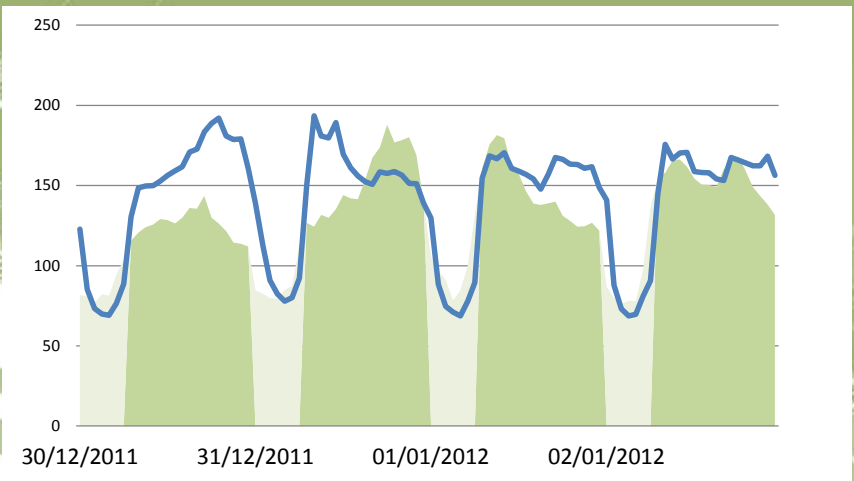
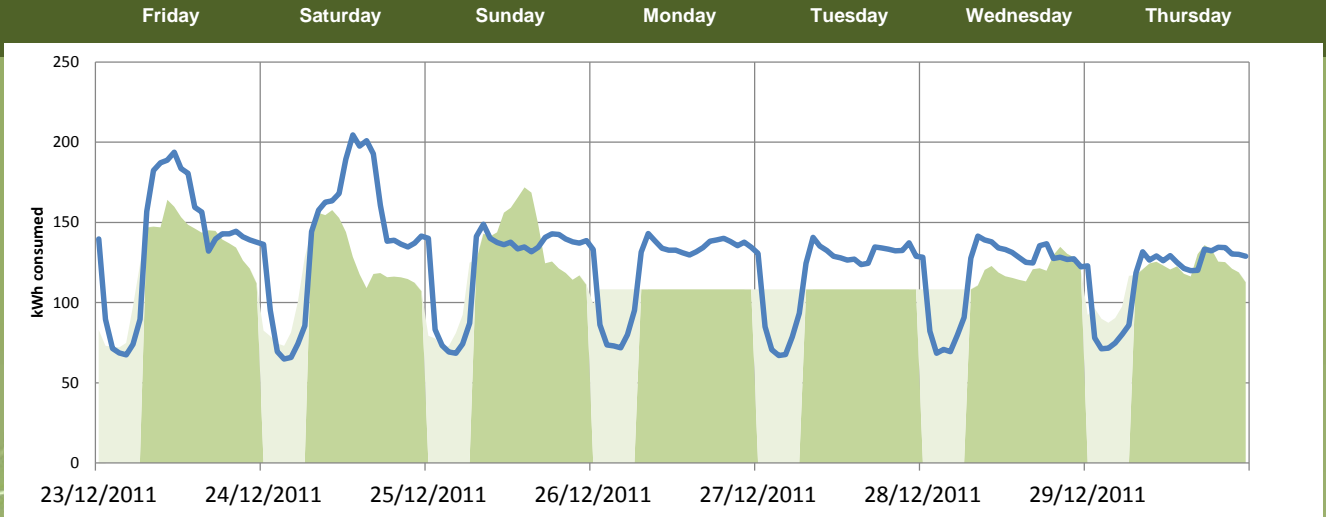
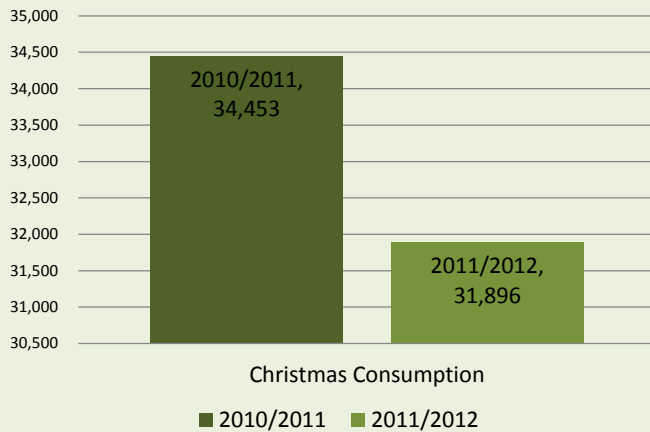
Christmas 2010/11	34,453	kWh
Christmas 2011/12	31,896	kWh

Difference	-2,557	kWh
-------------------	---------------	------------

Consumption Costs 10/11	£2,756	*
Consumption Costs 11/12	£2,552	*

Difference	-£204.55	kWh
-------------------	-----------------	------------

Overall Difference	-7%	
---------------------------	------------	--



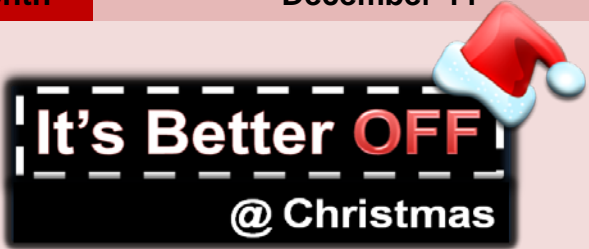
To find out more about the Universities consumption please visit www.lboro.ac.uk/saveenergy

*All calculations based on standard rate of 0.08£/kWh and 0.00054016 TCO2

Burleigh Springs

Month

December-11



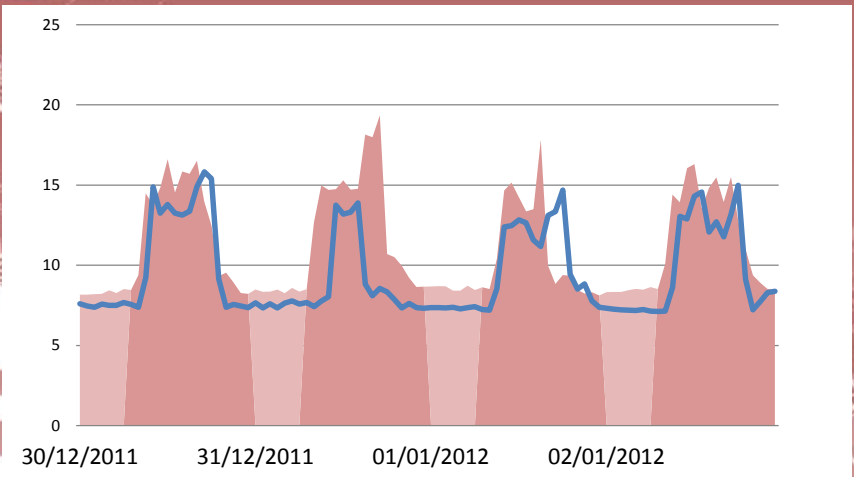
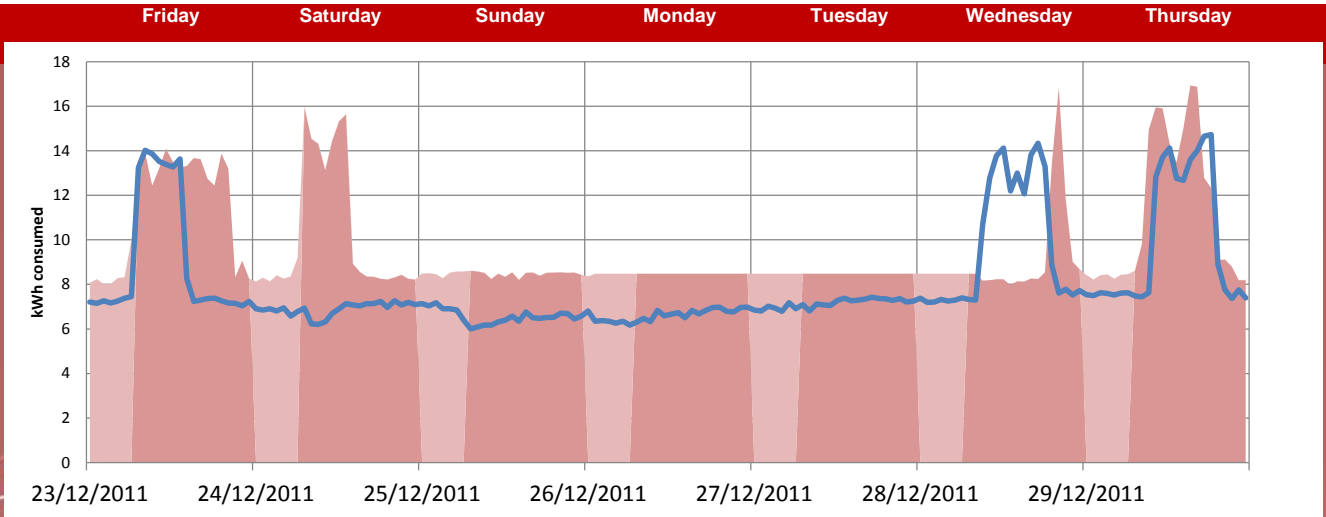
Christmas 2010/11	2,263	kWh
Christmas 2011/12	2,684	kWh

Difference	420	kWh
------------	-----	-----

Consumption Costs 10/11	£181	*
Consumption Costs 11/12	£215	*

Difference	£33.64	kWh
------------	--------	-----

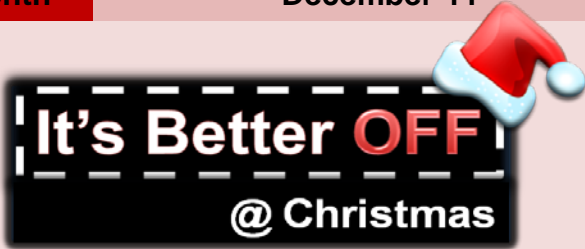
Overall Difference	19%
--------------------	-----



To find out more about the Universities consumption please visit www.lboro.ac.uk/saveenergy

*All calculations based on standard rate of 0.08£/kWh and 0.00054016 TCO2

Month **December-11**



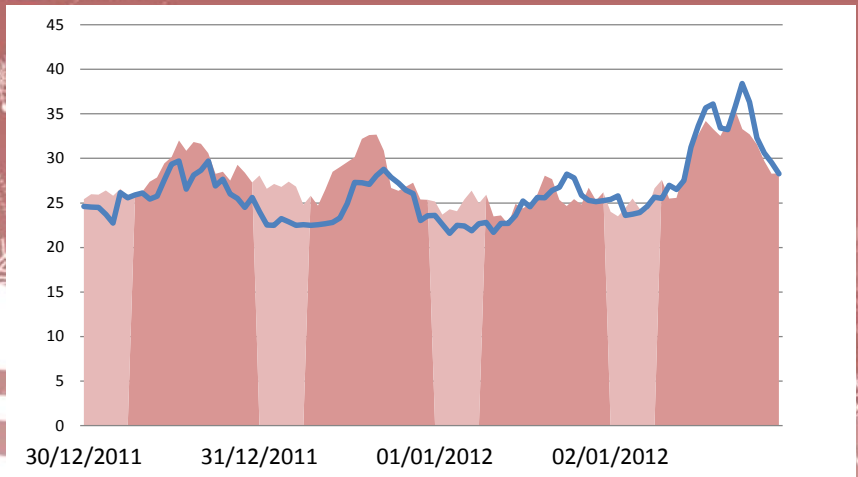
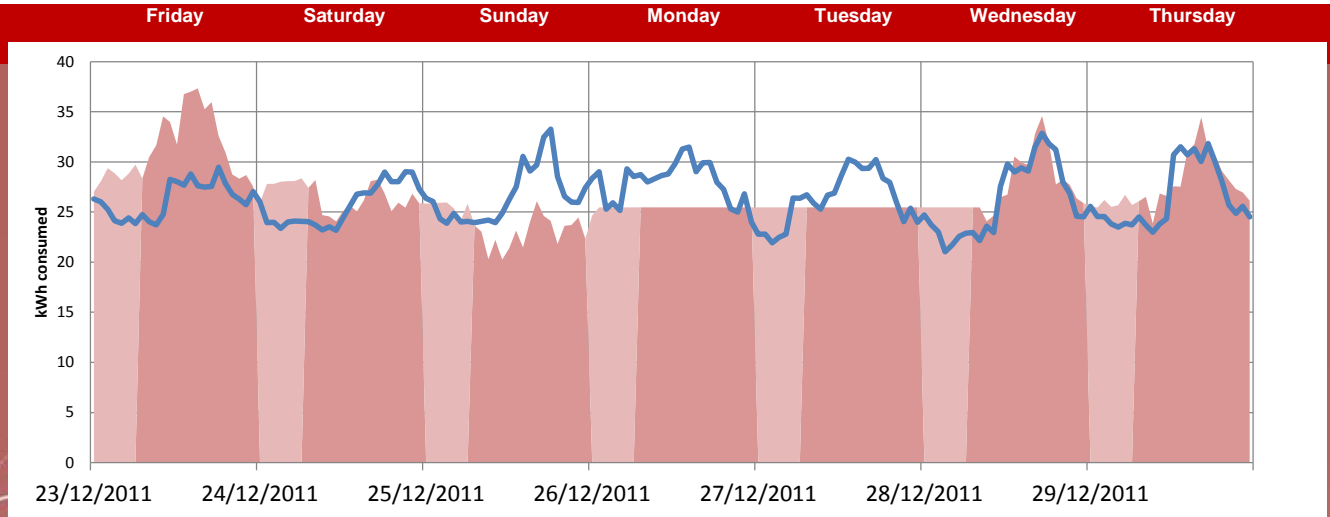
Christmas 2010/11	6,965	kWh
Christmas 2011/12	7,140	kWh

Difference	175	kWh
------------	------------	-----

Consumption Costs 10/11	£557	*
Consumption Costs 11/12	£571	*

Difference	£14.01	kWh
------------	---------------	-----

Overall Difference	3%	
--------------------	-----------	--

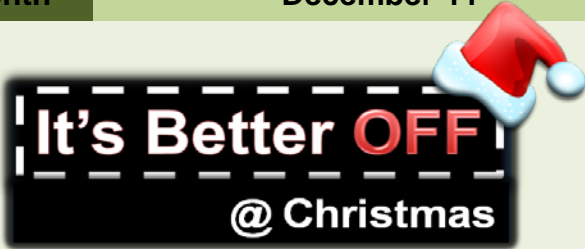


To find out more about the Universities consumption please visit www.lboro.ac.uk/saveenergy

*All calculations based on standard rate of 0.08£/kWh and 0.00054016 TCO2

Chem Eng (S Building)

Month **December-11**



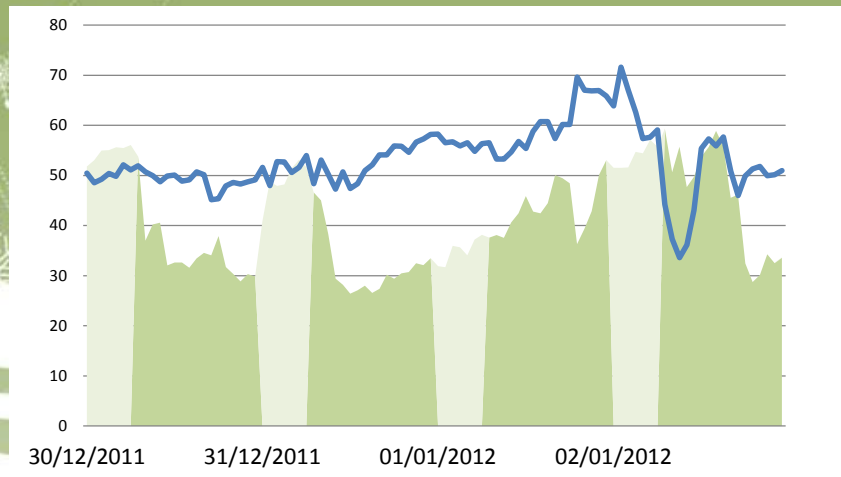
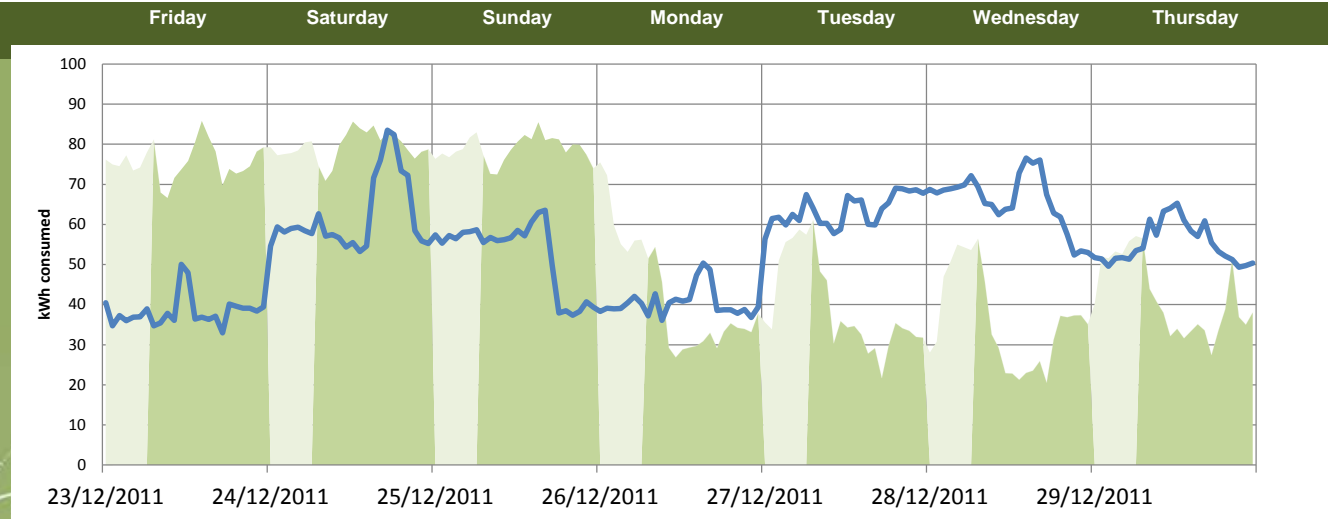
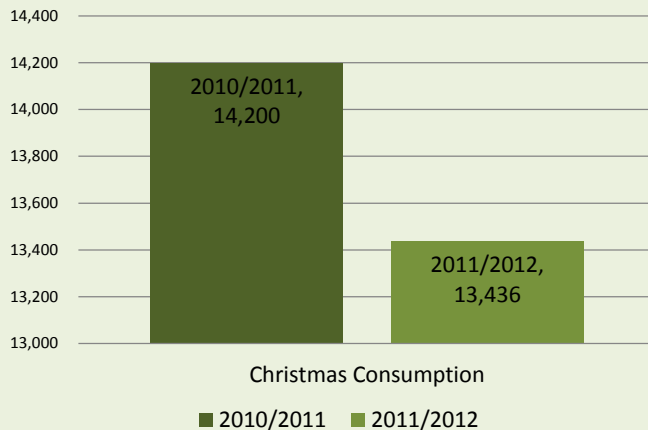
Christmas 2010/11	14,200	kWh
Christmas 2011/12	13,436	kWh

Difference	-763	kWh
------------	-------------	-----

Consumption Costs 10/11	£1,136	*
Consumption Costs 11/12	£1,075	*

Difference	-£61.06	kWh
------------	----------------	-----

Overall Difference	-5%	
--------------------	------------	--



To find out more about the Universities consumption please visit www.lboro.ac.uk/saveenergy

*All calculations based on standard rate of 0.08£/kWh and 0.00054016 TCO2

Chemistry

Month

December-11

It's Better OFF
@ Christmas



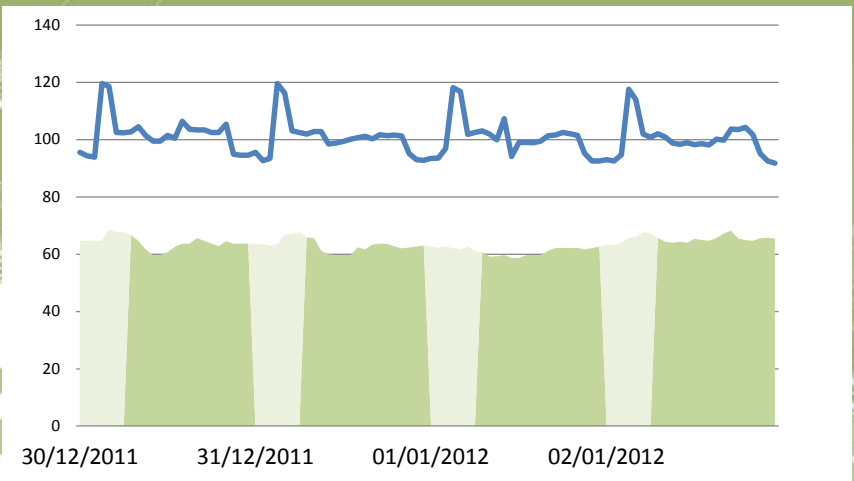
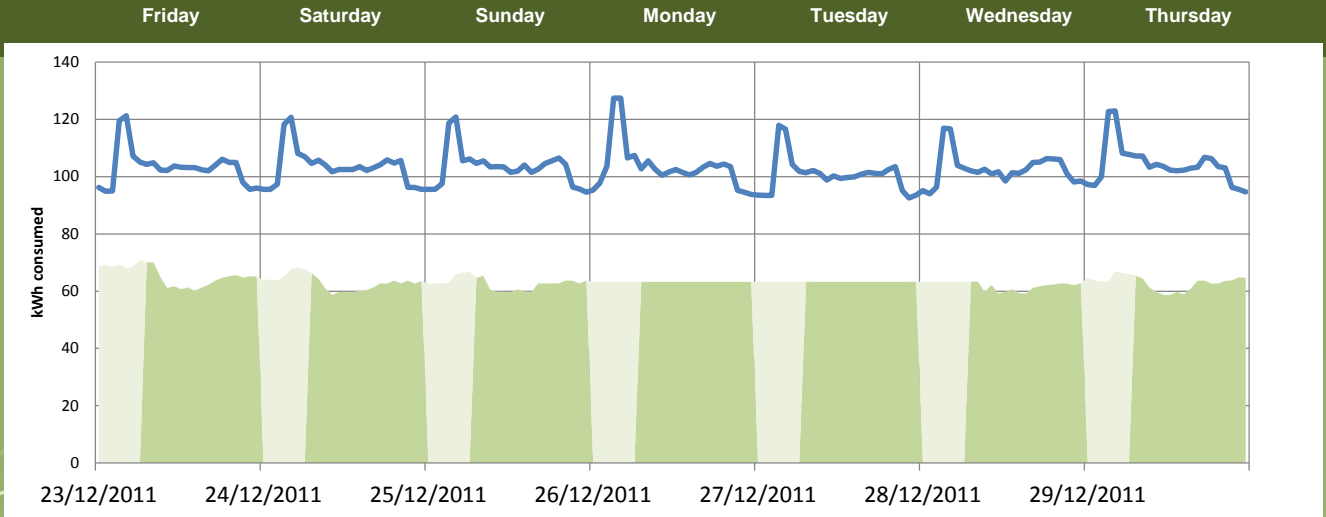
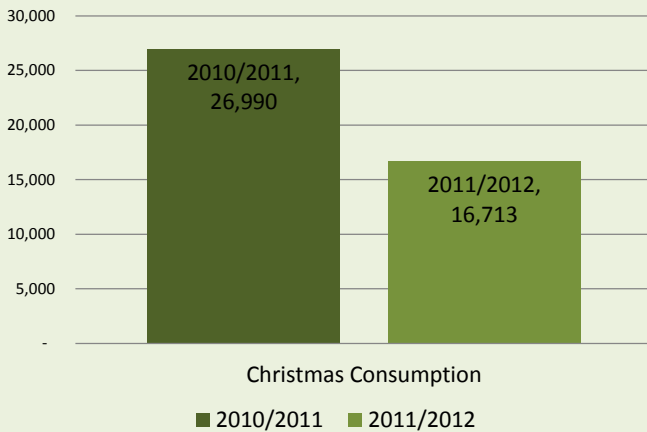
Christmas 2010/11	26,990	kWh
Christmas 2011/12	16,713	kWh

Difference	-10,278	kWh
------------	---------	-----

Consumption Costs 10/11	£2,159	*
Consumption Costs 11/12	£1,337	*

Difference	-£822.21	kWh
------------	----------	-----

Overall Difference	-38%
--------------------	------

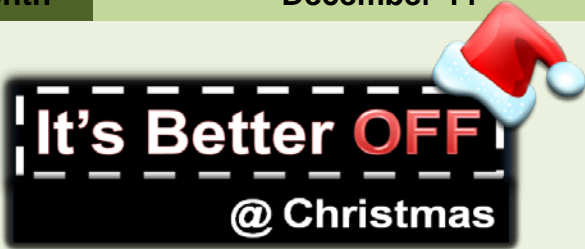


To find out more about the Universities consumption please visit www.lboro.ac.uk/saveenergy

*All calculations based on standard rate of 0.08£/kWh and 0.00054016 TCO2

Sir Frank Gibb

Month **December-11**



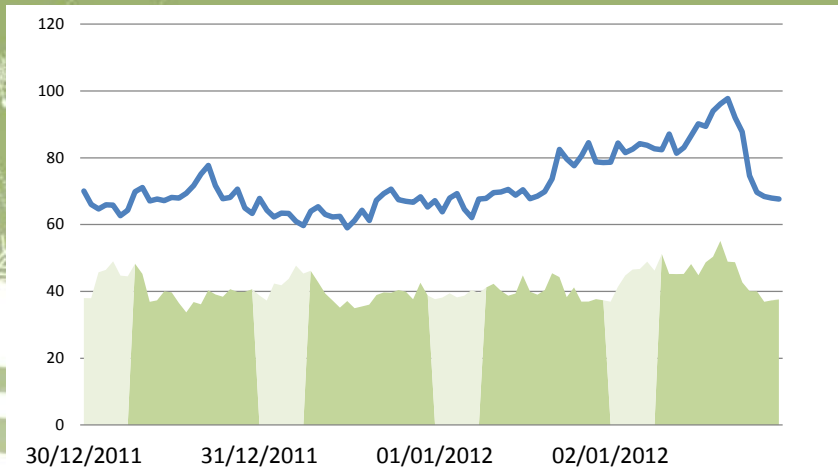
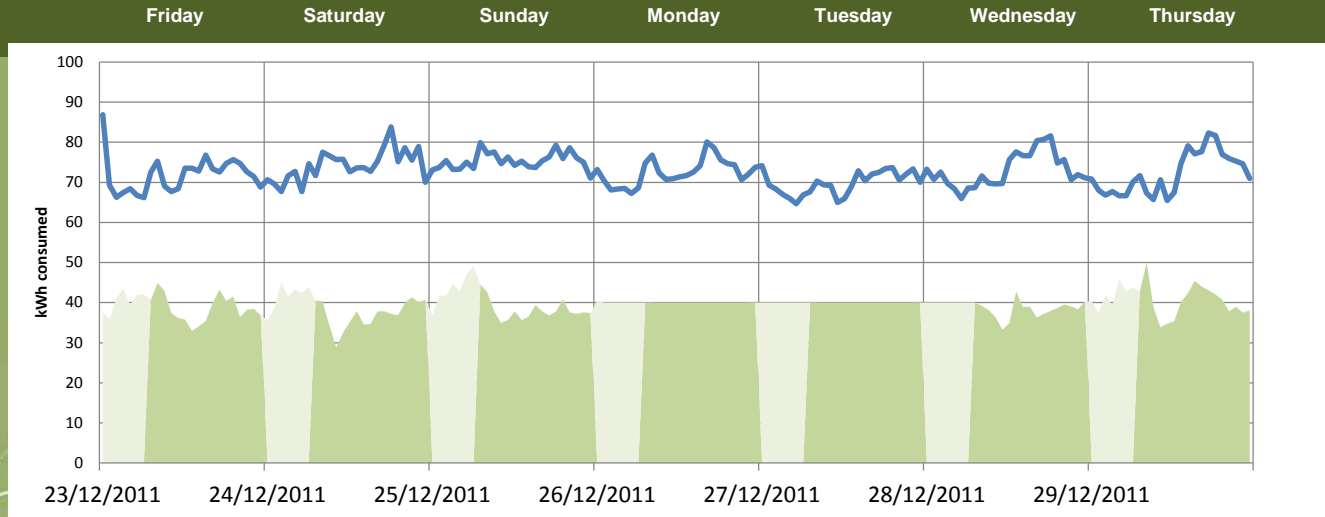
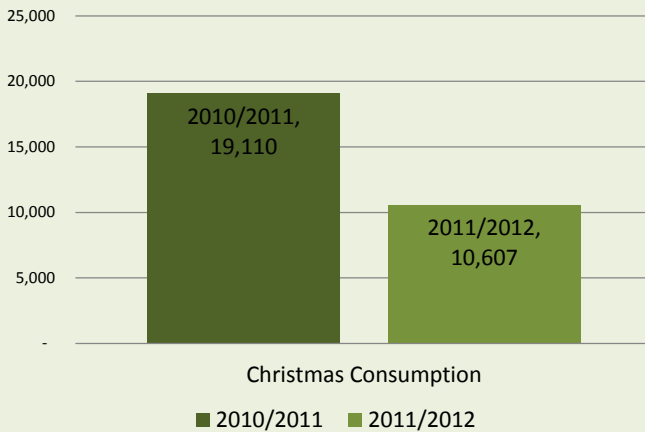
Christmas 2010/11	19,110	kWh
Christmas 2011/12	10,607	kWh

Difference	-8,503	kWh
------------	---------------	-----

Consumption Costs 10/11	£1,529	*
Consumption Costs 11/12	£849	*

Difference	-£680.20	kWh
------------	-----------------	-----

Overall Difference	-44%
--------------------	-------------



To find out more about the Universities consumption please visit www.lboro.ac.uk/saveenergy

*All calculations based on standard rate of 0.08£/kWh and 0.00054016 TCO2

Clyde Williams (HEBS)

Month

December-11



It's Better OFF
@ Christmas

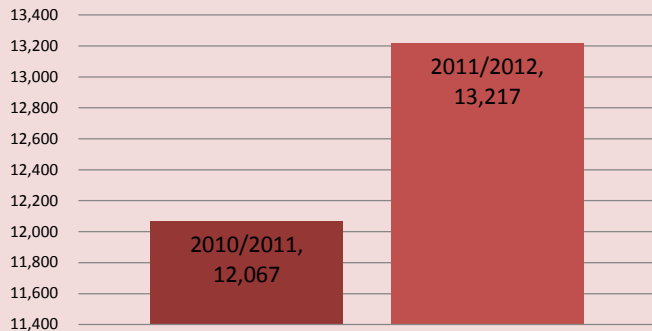
Christmas 2010/11	12,067	kWh
Christmas 2011/12	13,217	kWh

Difference	1,150	kWh
------------	-------	-----

Consumption Costs 10/11	£965	*
Consumption Costs 11/12	£1,057	*

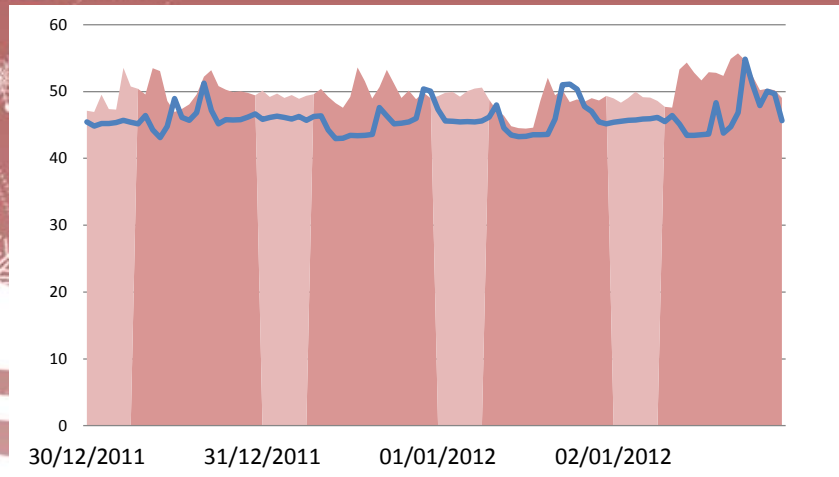
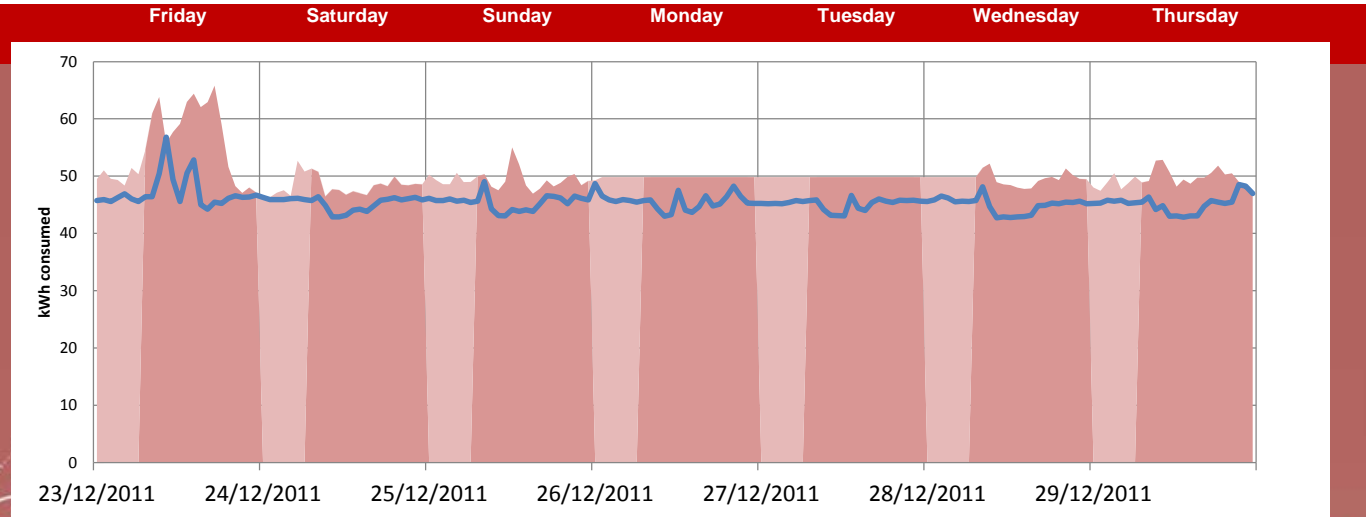
Difference	£92.02	kWh
------------	--------	-----

Overall Difference	10%
--------------------	-----



Christmas Consumption

■ 2010/2011 ■ 2011/2012



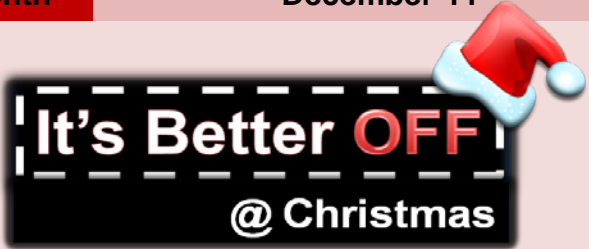
To find out more about the Universities consumption please visit www.lboro.ac.uk/saveenergy

*All calculations based on standard rate of 0.08£/kWh and 0.00054016 TCO2

Cricket Academy

Month

December-11



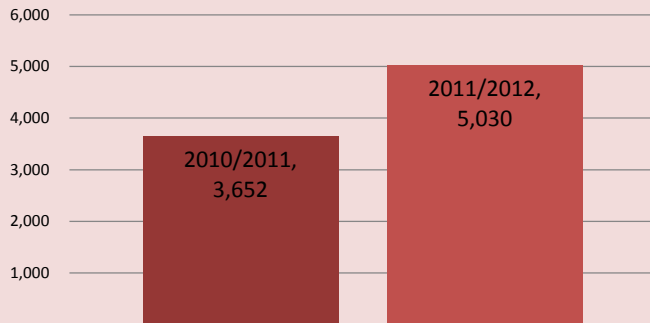
Christmas 2010/11	3,652	kWh
Christmas 2011/12	5,030	kWh

Difference	1,378	kWh
------------	-------	-----

Consumption Costs 10/11	£292	*
Consumption Costs 11/12	£402	*

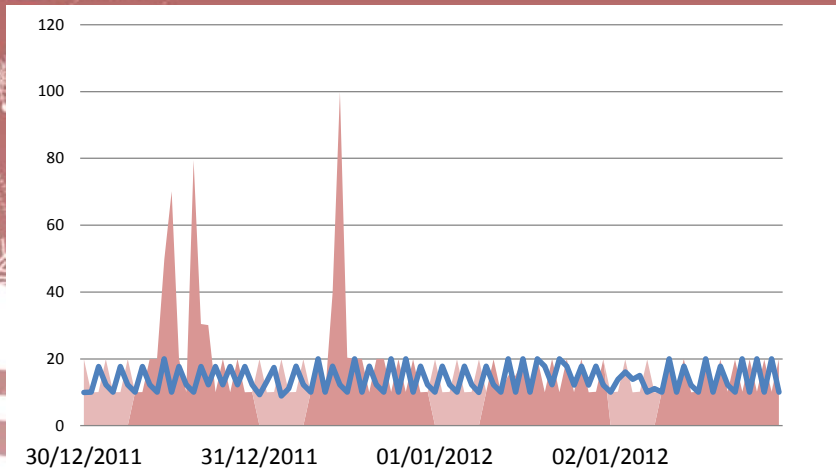
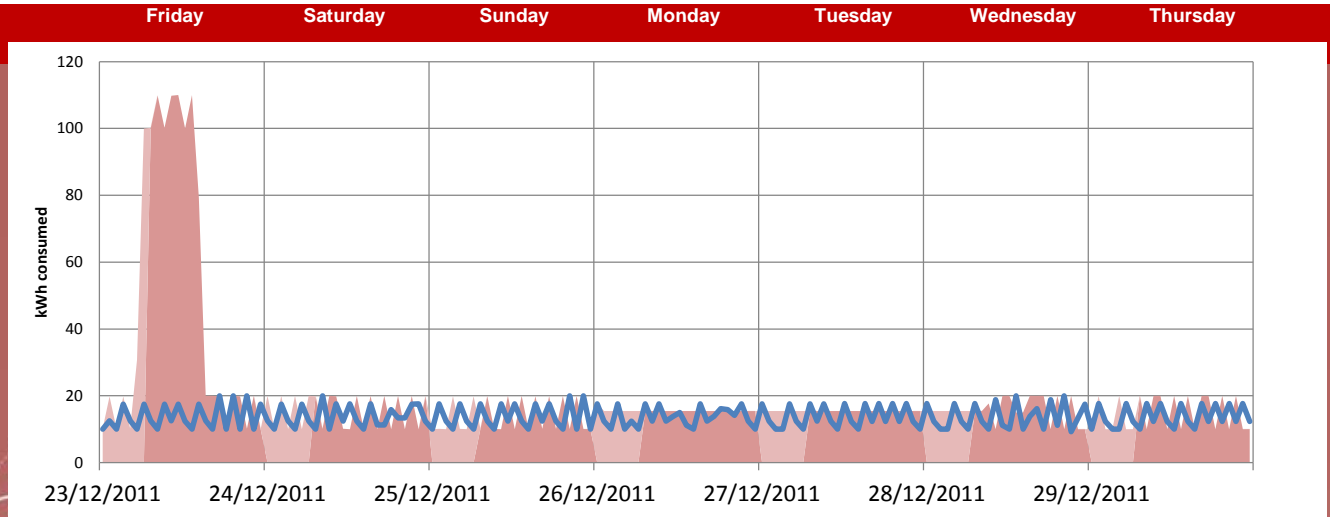
Difference	£110.21	kWh
------------	---------	-----

Overall Difference	38%
--------------------	-----



Christmas Consumption

■ 2010/2011 ■ 2011/2012



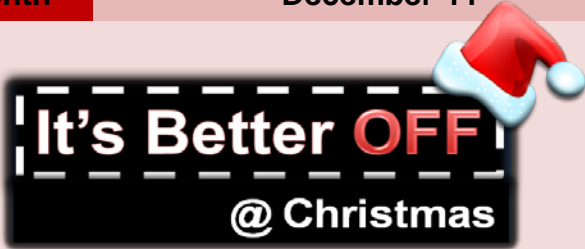
To find out more about the Universities consumption please visit www.lboro.ac.uk/saveenergy

*All calculations based on standard rate of 0.08£/kWh and 0.00054016 TCO2

Dan Maskell Tennis Centre

Month

December-11



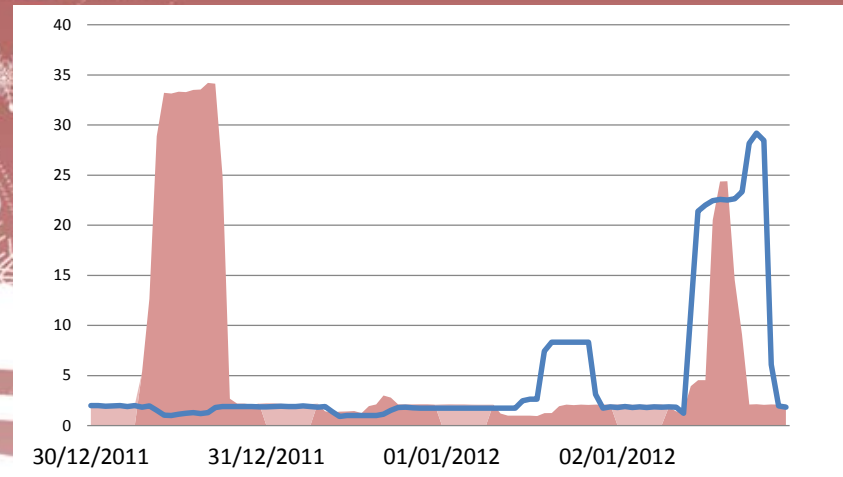
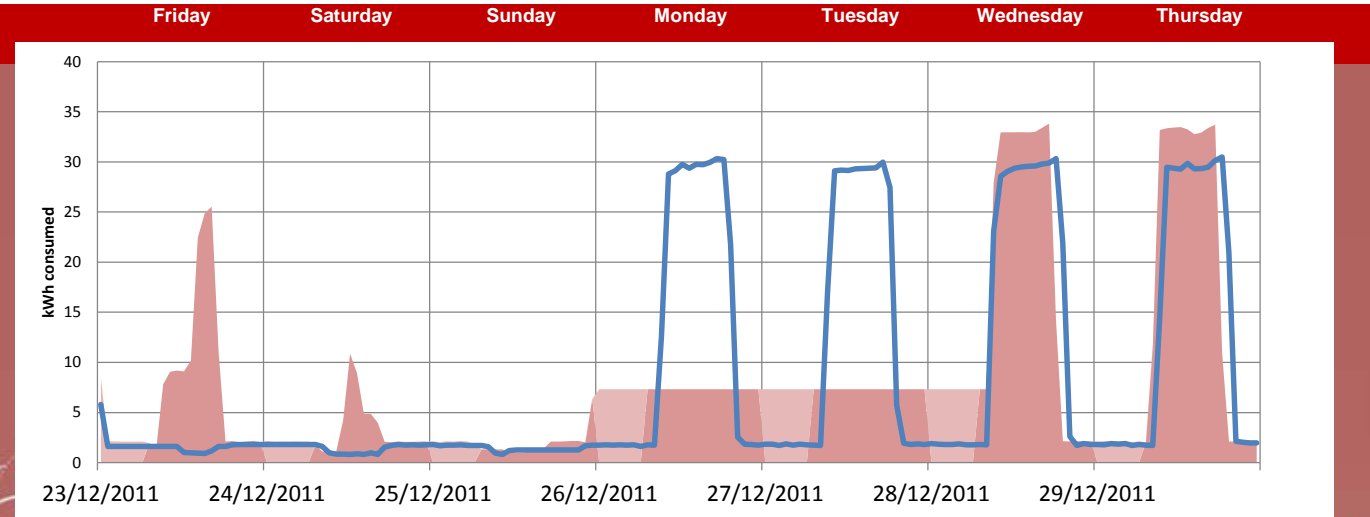
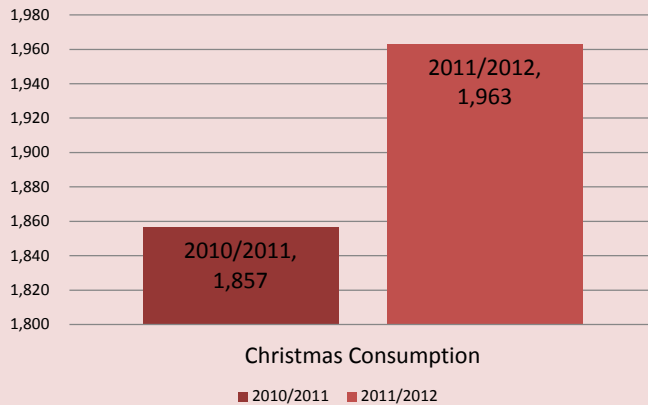
Christmas 2010/11	1,857	kWh
Christmas 2011/12	1,963	kWh

Difference	107	kWh
------------	-----	-----

Consumption Costs 10/11	£149	*
Consumption Costs 11/12	£157	*

Difference	£8.54	kWh
------------	-------	-----

Overall Difference	6%
--------------------	----



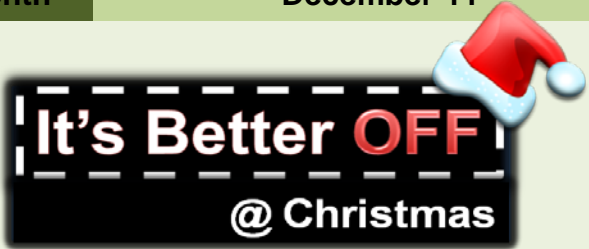
To find out more about the Universities consumption please visit www.lboro.ac.uk/saveenergy

*All calculations based on standard rate of 0.08£/kWh and 0.00054016 TCO2

Dance Studio

Month

December-11



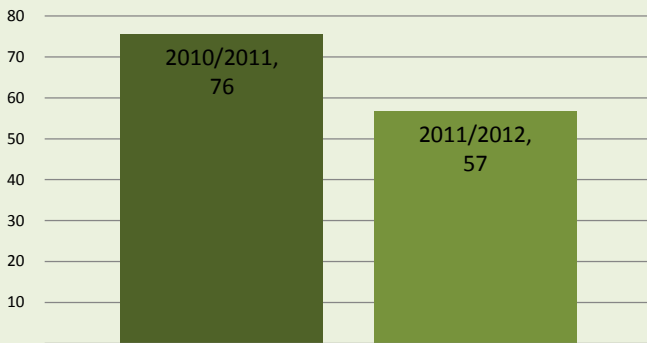
Christmas 2010/11	76	kWh
Christmas 2011/12	57	kWh

Difference	-19	kWh
------------	-----	-----

Consumption Costs 10/11	£6	*
Consumption Costs 11/12	£5	*

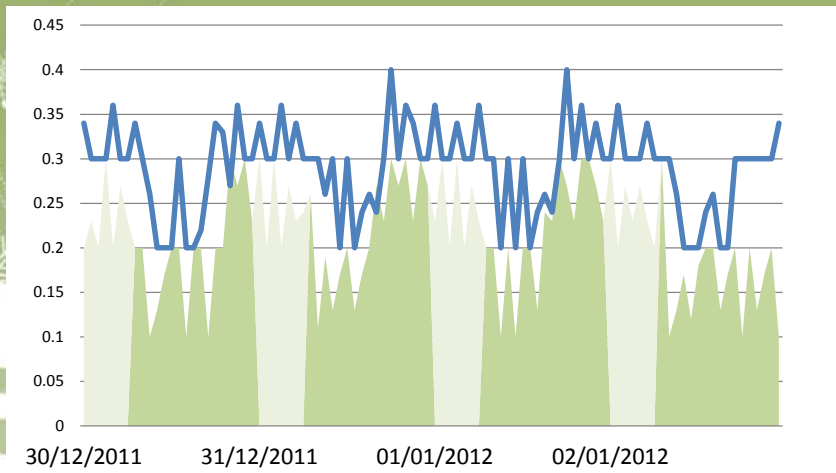
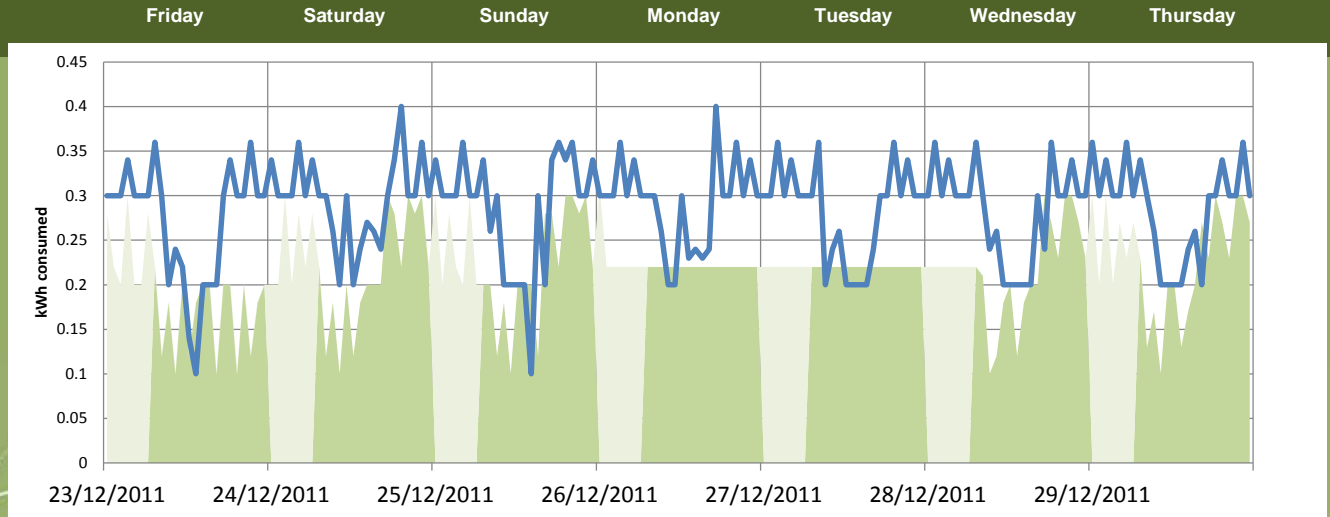
Difference	-£1.51	kWh
------------	--------	-----

Overall Difference	-25%
--------------------	------



Christmas Consumption

■ 2010/2011 ■ 2011/2012

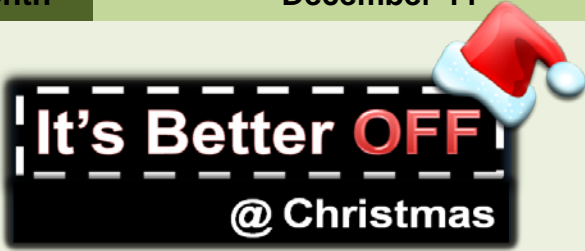


To find out more about the Universities consumption please visit www.lboro.ac.uk/saveenergy

*All calculations based on standard rate of 0.08£/kWh and 0.00054016 TCO2

David Wallace Sports Hall

Month **December-11**



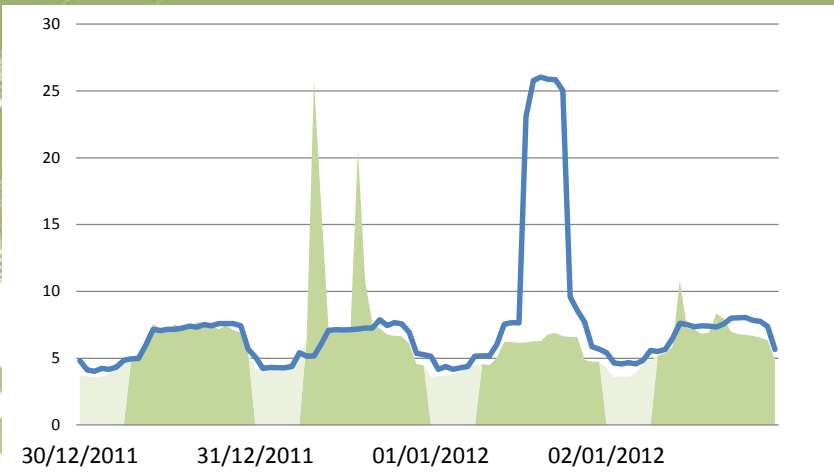
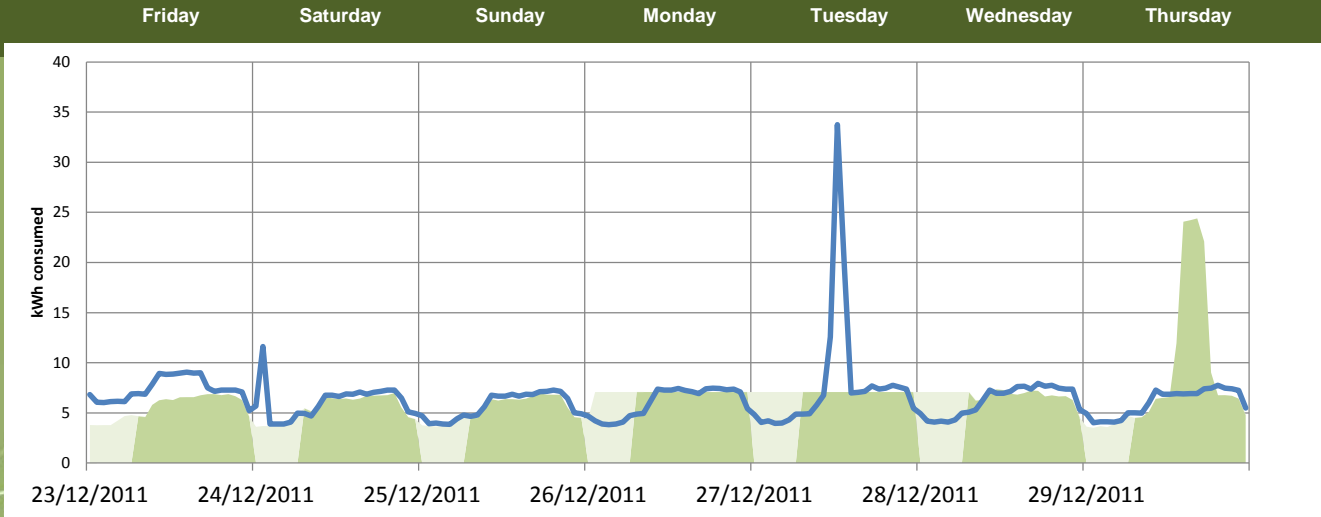
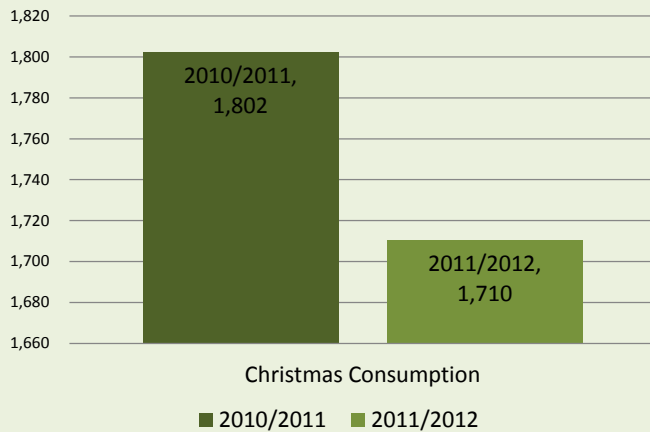
Christmas 2010/11	1,802	kWh
Christmas 2011/12	1,710	kWh

Difference	-92	kWh
------------	------------	-----

Consumption Costs 10/11	£144	*
Consumption Costs 11/12	£137	*

Difference	-£7.35	kWh
------------	---------------	-----

Overall Difference	-5%	
--------------------	------------	--

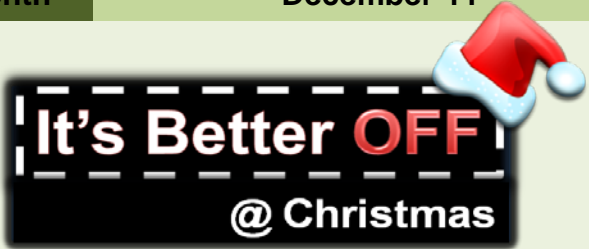


To find out more about the Universities consumption please visit www.lboro.ac.uk/saveenergy

*All calculations based on standard rate of 0.08£/kWh and 0.00054016 TCO2

EHB Squash

Month **December-11**



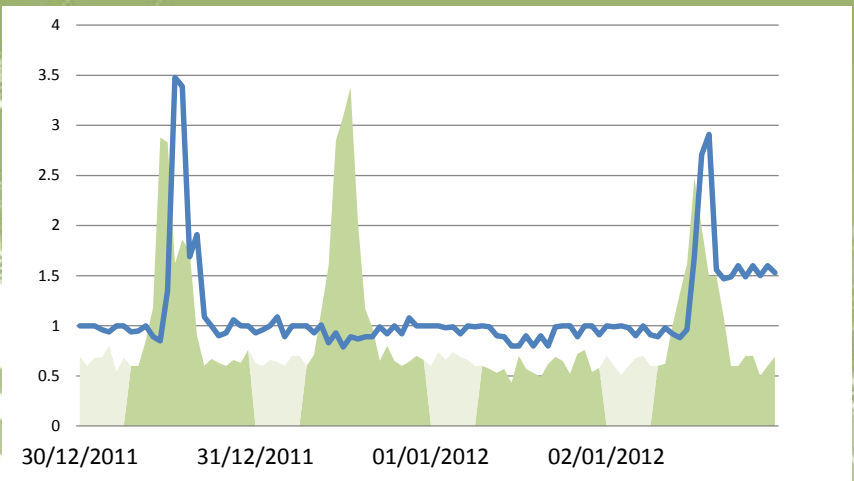
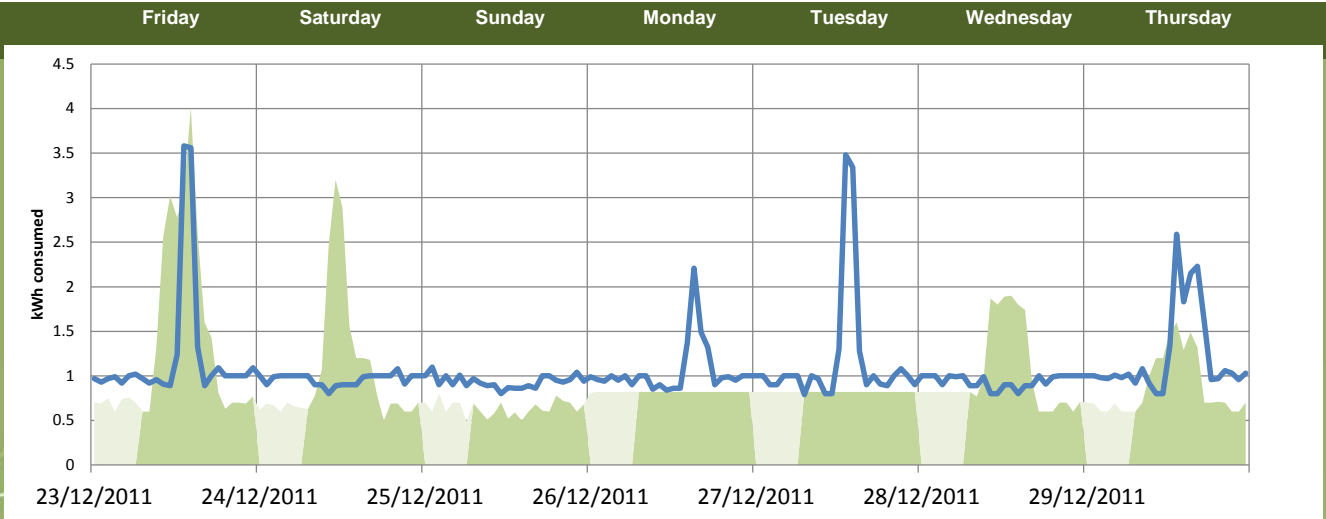
Christmas 2010/11	288	kWh
Christmas 2011/12	247	kWh

Difference	-41	kWh
------------	------------	-----

Consumption Costs 10/11	£23	*
Consumption Costs 11/12	£20	*

Difference	-£3.30	kWh
------------	---------------	-----

Overall Difference	-14%	
--------------------	-------------	--

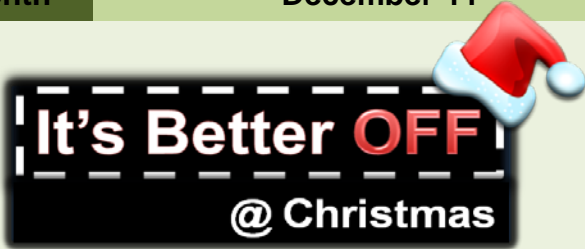


To find out more about the Universities consumption please visit www.lboro.ac.uk/saveenergy

*All calculations based on standard rate of 0.08£/kWh and 0.00054016 TCO2

EHB

Month **December-11**



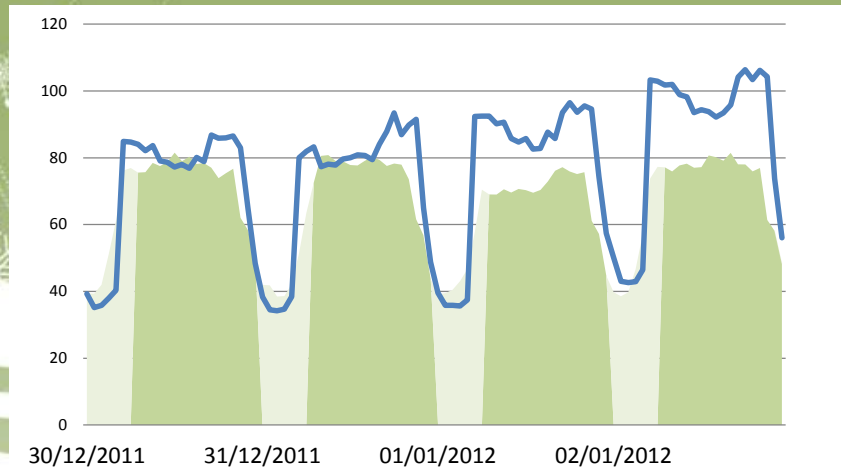
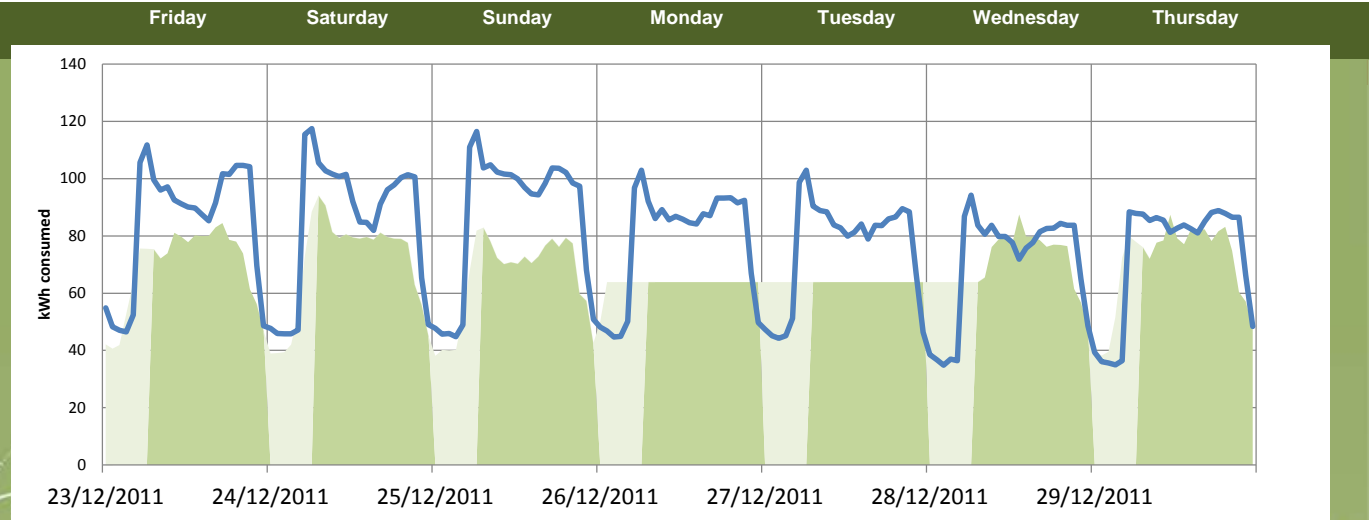
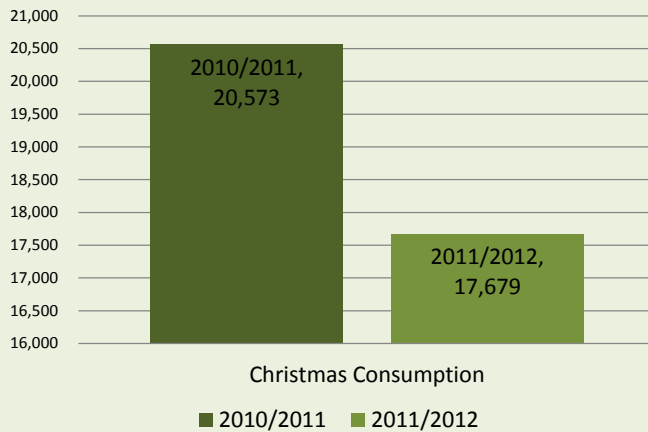
Christmas 2010/11	20,573	kWh
Christmas 2011/12	17,679	kWh

Difference	-2,894	kWh
------------	---------------	-----

Consumption Costs 10/11	£1,646	*
Consumption Costs 11/12	£1,414	*

Difference	-£231.51	kWh
------------	-----------------	-----

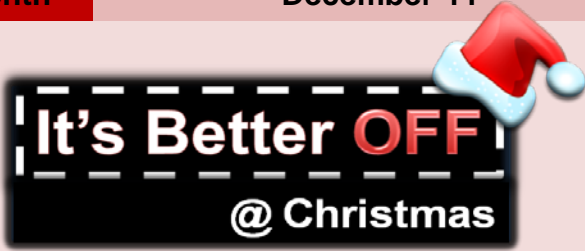
Overall Difference	-14%
--------------------	-------------



To find out more about the Universities consumption please visit www.lboro.ac.uk/saveenergy

*All calculations based on standard rate of 0.08£/kWh and 0.00054016 TCO2

Month **December-11**



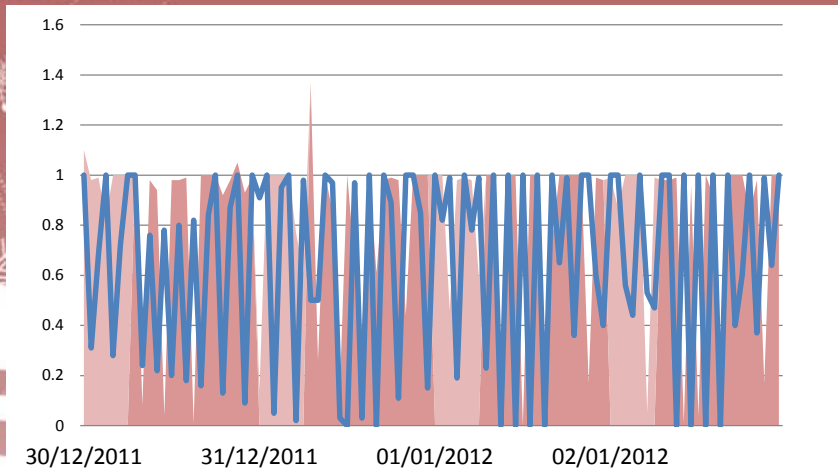
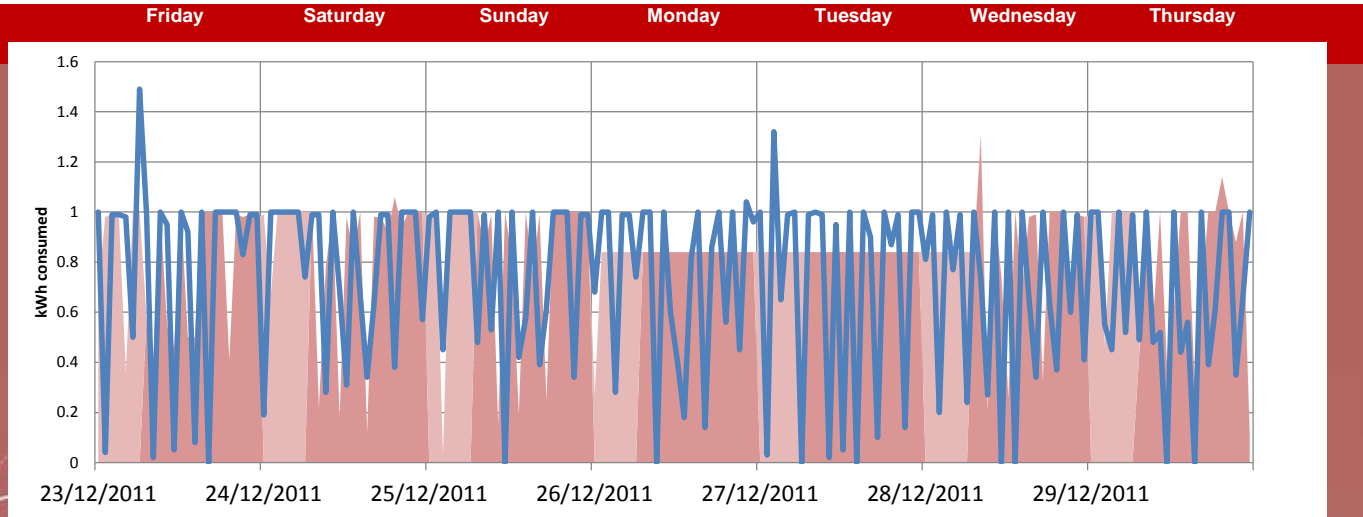
Christmas 2010/11	185	kWh
Christmas 2011/12	217	kWh

Difference	32	kWh
------------	-----------	-----

Consumption Costs 10/11	£15	*
Consumption Costs 11/12	£17	*

Difference	£2.56	kWh
------------	--------------	-----

Overall Difference	17%	
--------------------	------------	--

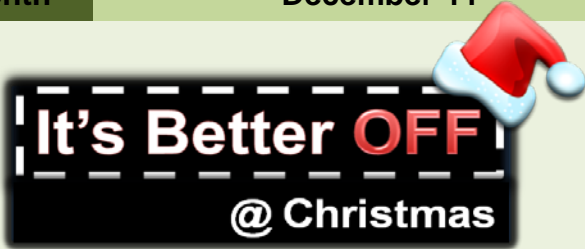


To find out more about the Universities consumption please visit www.lboro.ac.uk/saveenergy

*All calculations based on standard rate of 0.08£/kWh and 0.00054016 TCO2

Field House (Security)

Month **December-11**



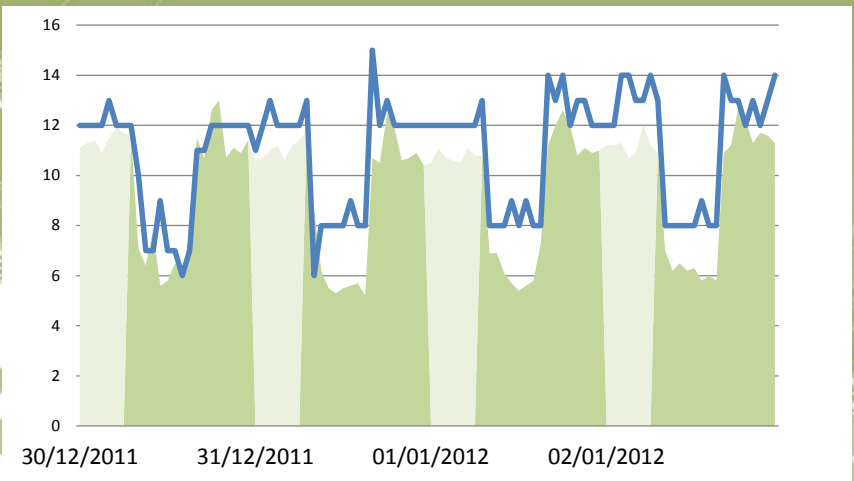
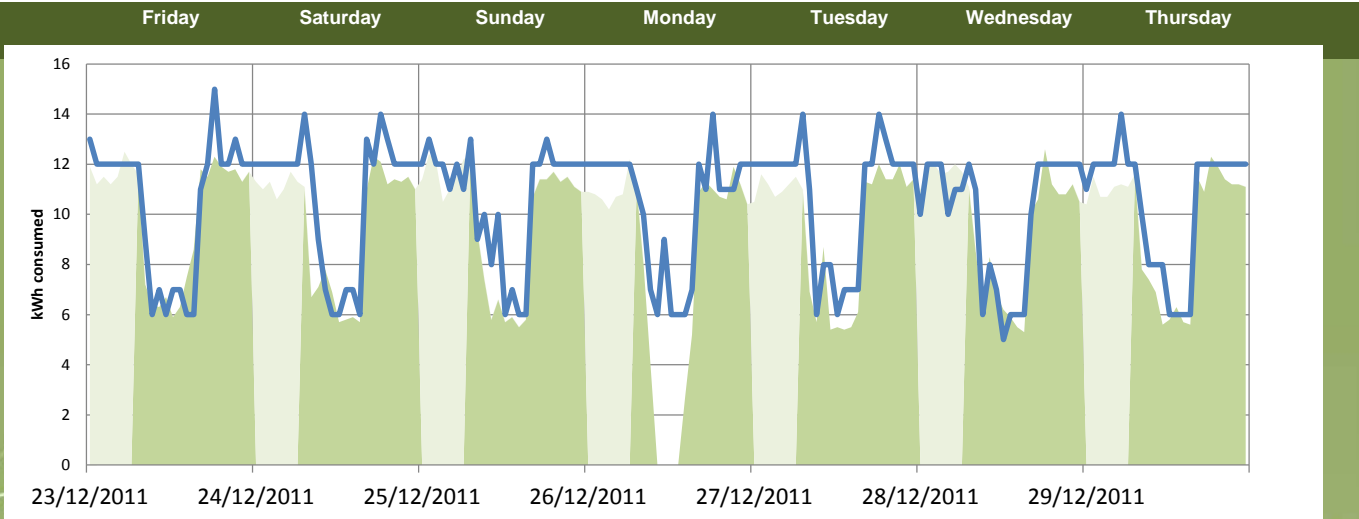
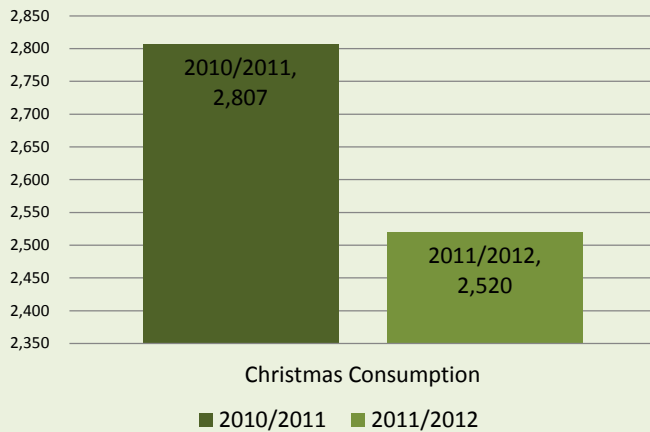
Christmas 2010/11	2,807	kWh
Christmas 2011/12	2,520	kWh

Difference	-287	kWh
------------	-------------	-----

Consumption Costs 10/11	£225	*
Consumption Costs 11/12	£202	*

Difference	-£22.97	kWh
------------	----------------	-----

Overall Difference	-10%	
--------------------	-------------	--

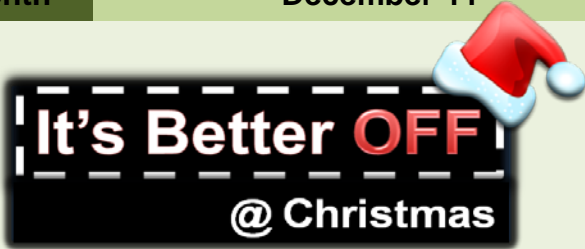


To find out more about the Universities consumption please visit www.lboro.ac.uk/saveenergy

*All calculations based on standard rate of 0.08£/kWh and 0.00054016 TCO2

Facilities Management Yard & Helpdesk

Month **December-11**



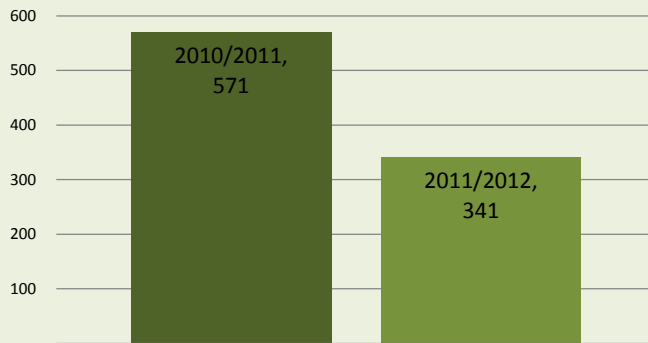
Christmas 2010/11	571	kWh
Christmas 2011/12	341	kWh

Difference	-230	kWh
------------	-------------	-----

Consumption Costs 10/11	£46	*
Consumption Costs 11/12	£27	*

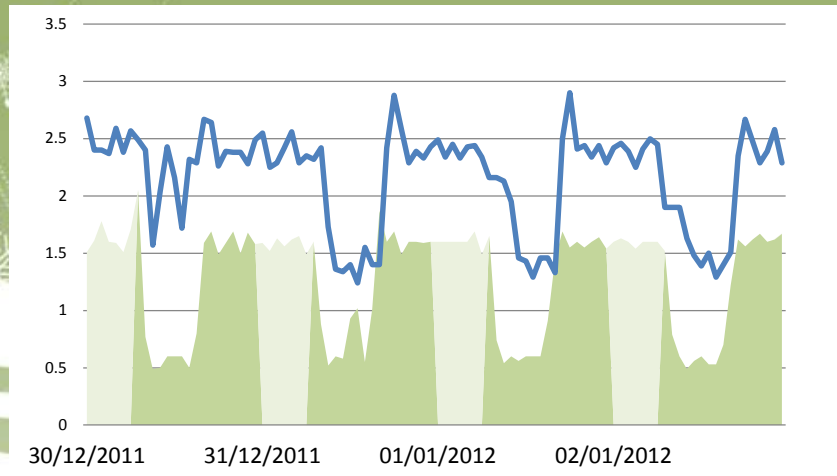
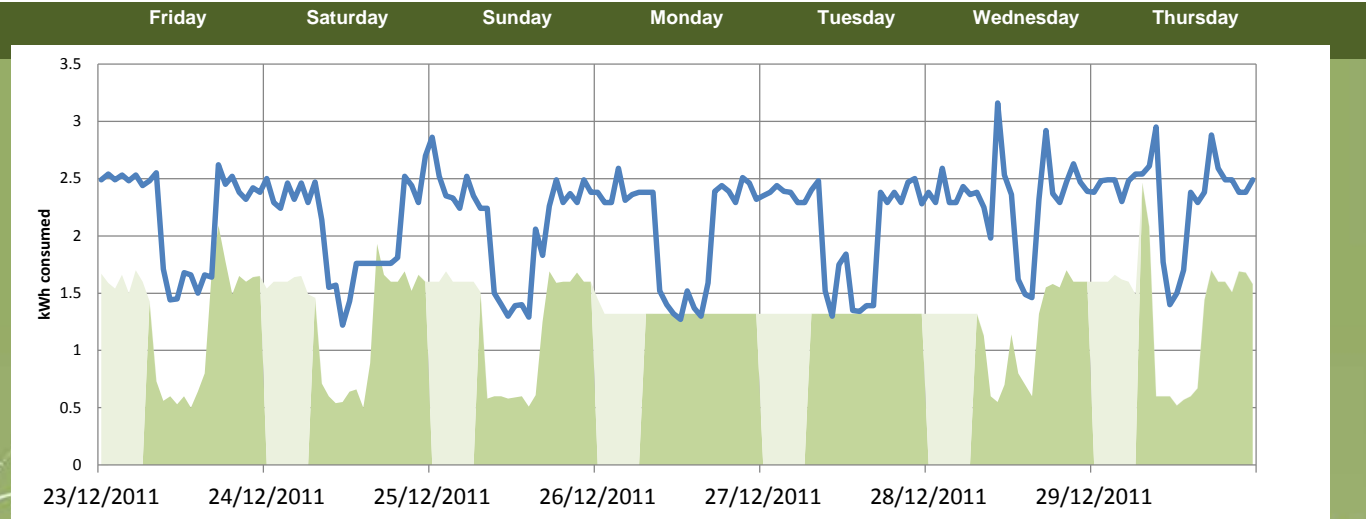
Difference	-£18.36	kWh
------------	----------------	-----

Overall Difference	-40%
--------------------	-------------



Christmas Consumption

■ 2010/2011 ■ 2011/2012



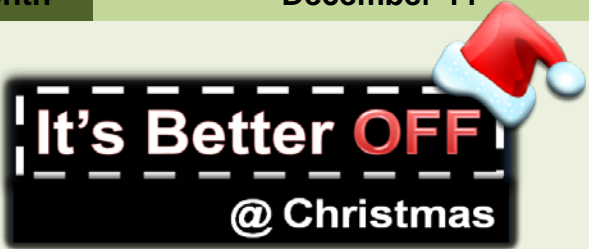
To find out more about the Universities consumption please visit www.lboro.ac.uk/saveenergy

*All calculations based on standard rate of 0.08£/kWh and 0.00054016 TCO2

G Block

Month

December-11



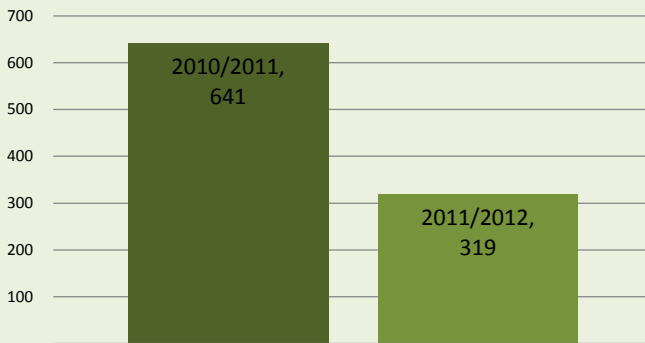
Christmas 2010/11	641	kWh
Christmas 2011/12	319	kWh

Difference	-321	kWh
------------	------	-----

Consumption Costs 10/11	£51	*
Consumption Costs 11/12	£26	*

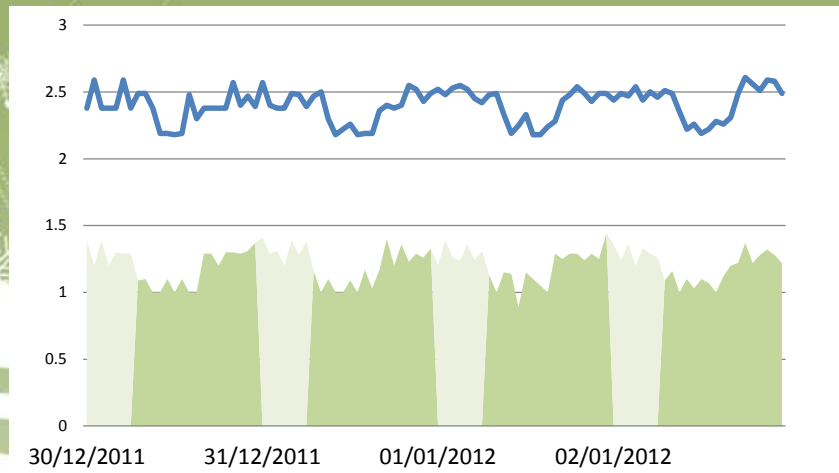
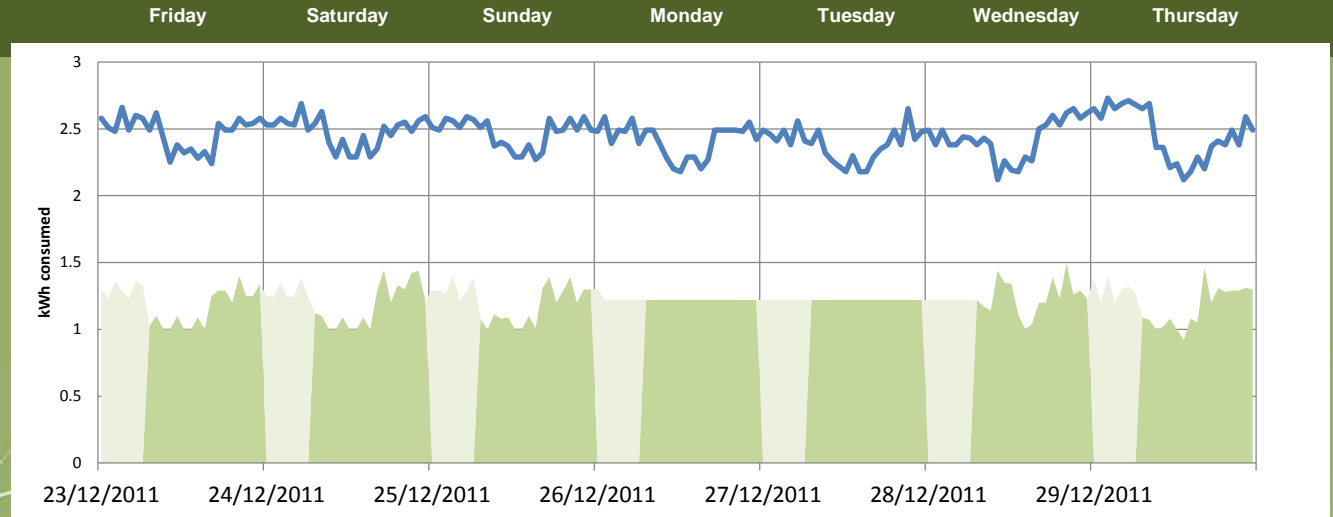
Difference	-£25.72	kWh
------------	---------	-----

Overall Difference	-50%	
--------------------	------	--



Christmas Consumption

■ 2010/2011 ■ 2011/2012

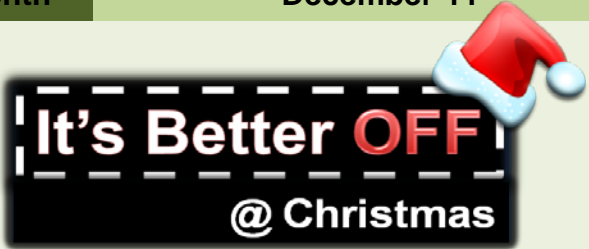


To find out more about the Universities consumption please visit www.lboro.ac.uk/saveenergy

*All calculations based on standard rate of 0.08£/kWh and 0.00054016 TCO2

GG Block

Month **December-11**



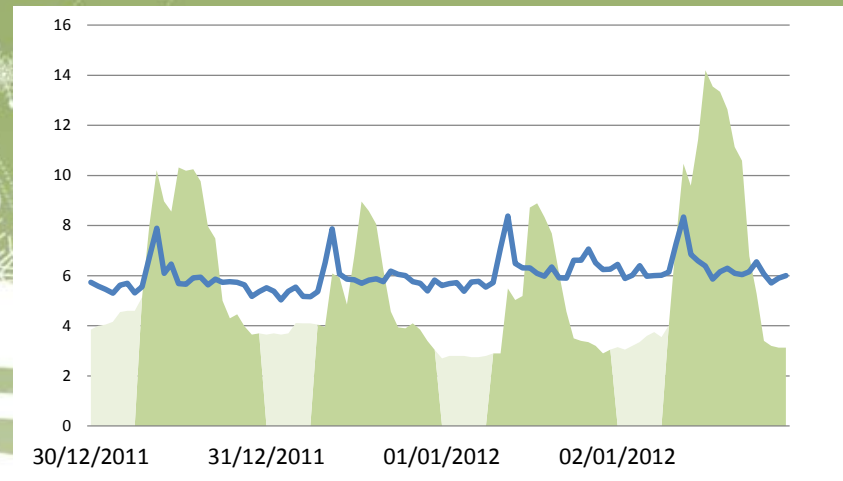
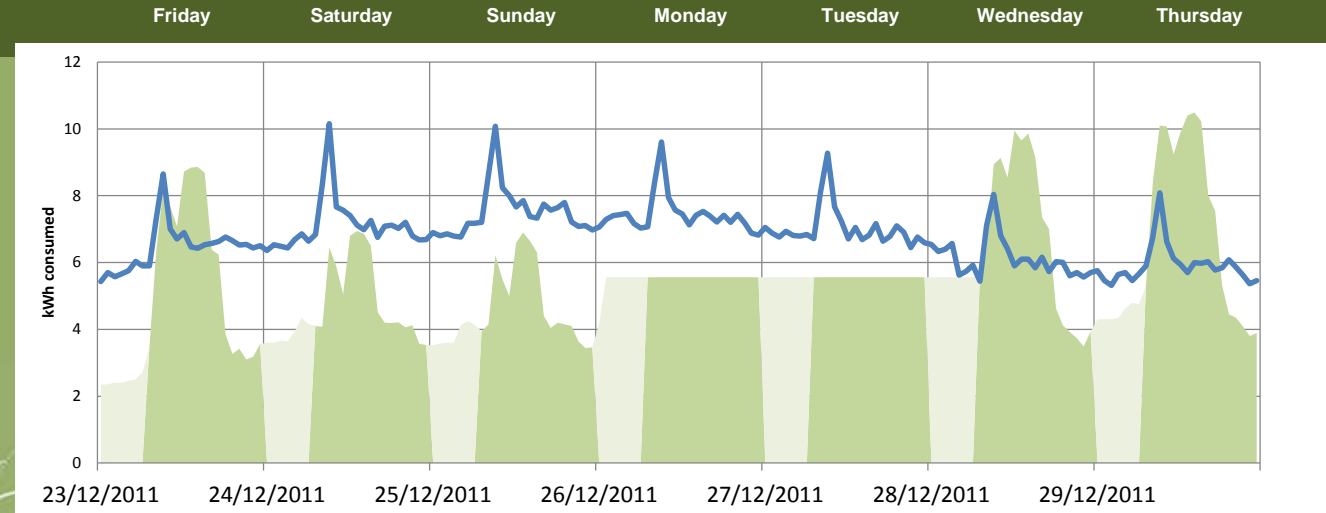
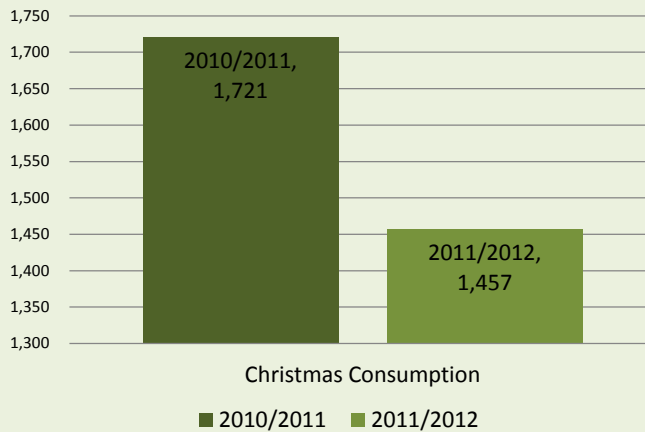
Christmas 2010/11	1,721	kWh
Christmas 2011/12	1,457	kWh

Difference	-264	kWh
------------	-------------	-----

Consumption Costs 10/11	£138	*
Consumption Costs 11/12	£117	*

Difference	-£21.10	kWh
------------	----------------	-----

Overall Difference	-15%	
--------------------	-------------	--

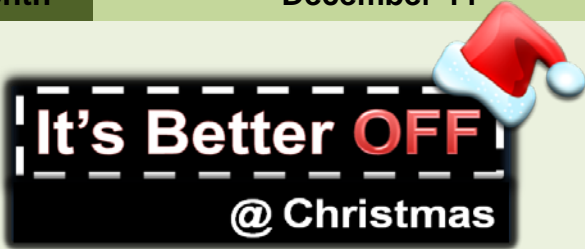


To find out more about the Universities consumption please visit www.lboro.ac.uk/saveenergy

*All calculations based on standard rate of 0.08£/kWh and 0.00054016 TCO2

Graham Oldham

Month **December-11**



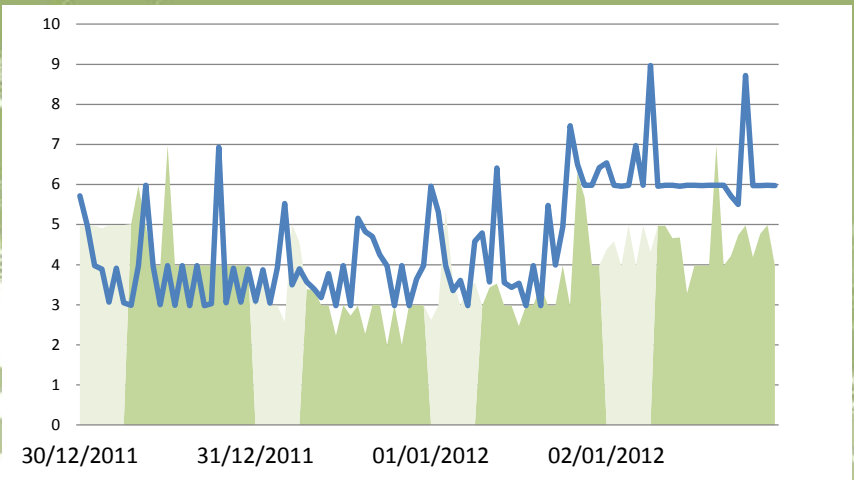
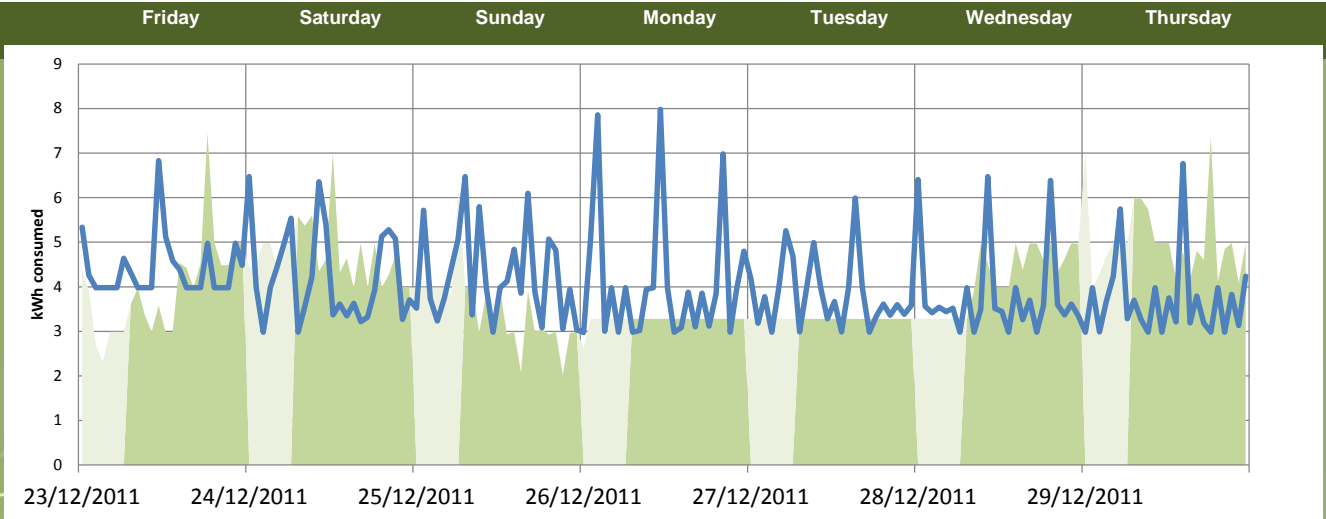
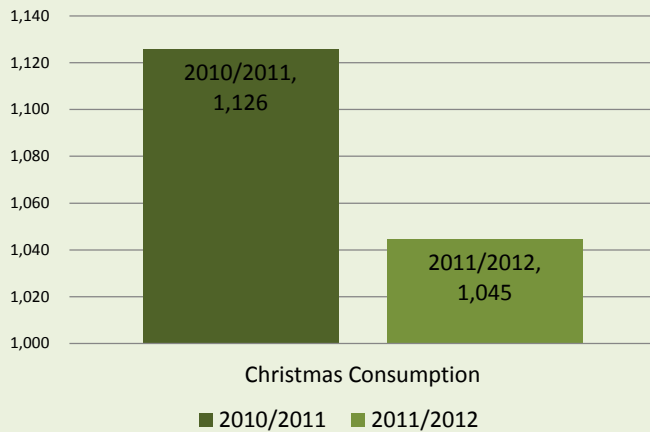
Christmas 2010/11	1,126	kWh
Christmas 2011/12	1,045	kWh

Difference	-81	kWh
------------	------------	-----

Consumption Costs 10/11	£90	*
Consumption Costs 11/12	£84	*

Difference	-£6.50	kWh
------------	---------------	-----

Overall Difference	-7%	
--------------------	------------	--



To find out more about the Universities consumption please visit www.lboro.ac.uk/saveenergy

*All calculations based on standard rate of 0.08£/kWh and 0.00054016 TCO2

Haselgrave

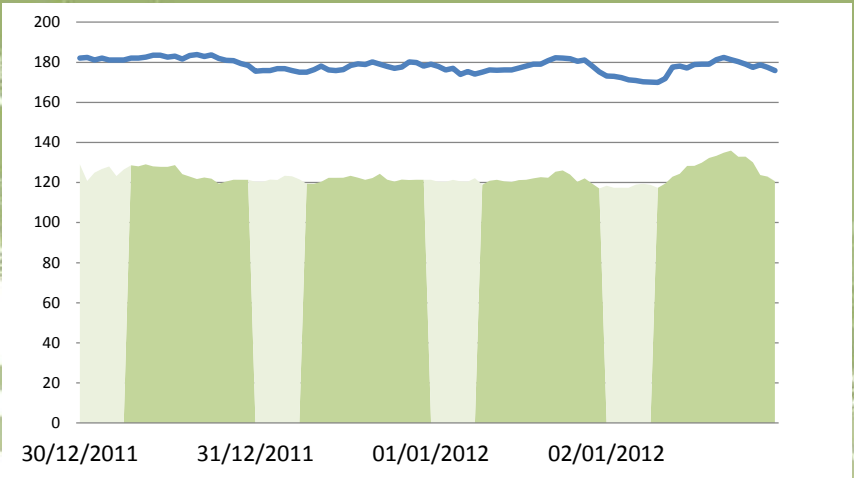
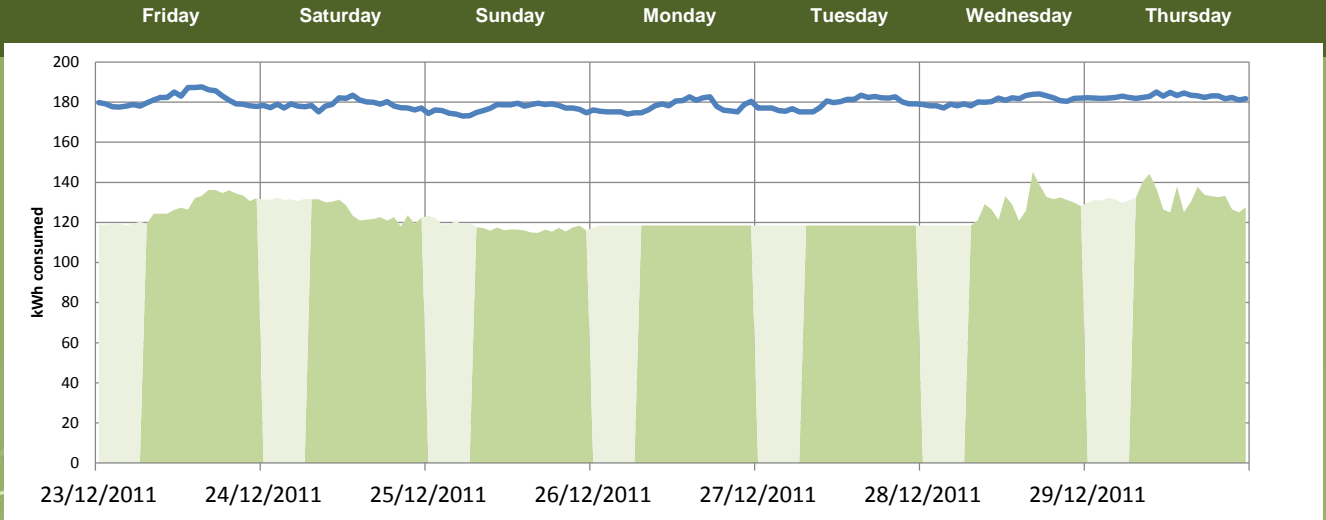
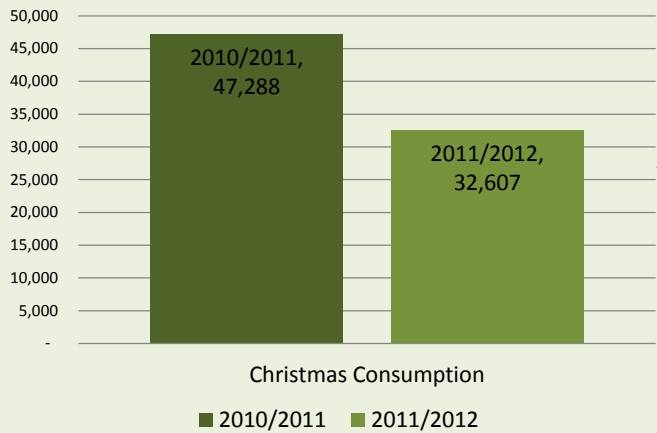
Month

December-11

It's Better OFF
@ Christmas



Christmas 2010/11	47,288	kWh
Christmas 2011/12	32,607	kWh
Difference	-14,681	kWh
Consumption Costs 10/11	£3,783	*
Consumption Costs 11/12	£2,609	*
Difference	-£1,174.46	kWh
Overall Difference	-31%	



To find out more about the Universities consumption please visit www.lboro.ac.uk/saveenergy

*All calculations based on standard rate of 0.08£/kWh and 0.00054016 TCO2

Hazlerigg

Month

December-11



It's Better OFF
@ Christmas

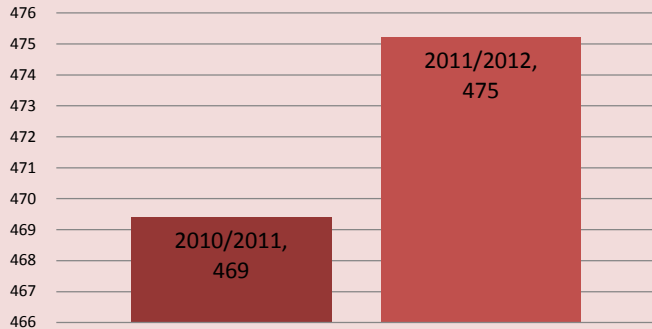
Christmas 2010/11	469	kWh
Christmas 2011/12	475	kWh

Difference	6	kWh
------------	---	-----

Consumption Costs 10/11	£38	*
Consumption Costs 11/12	£38	*

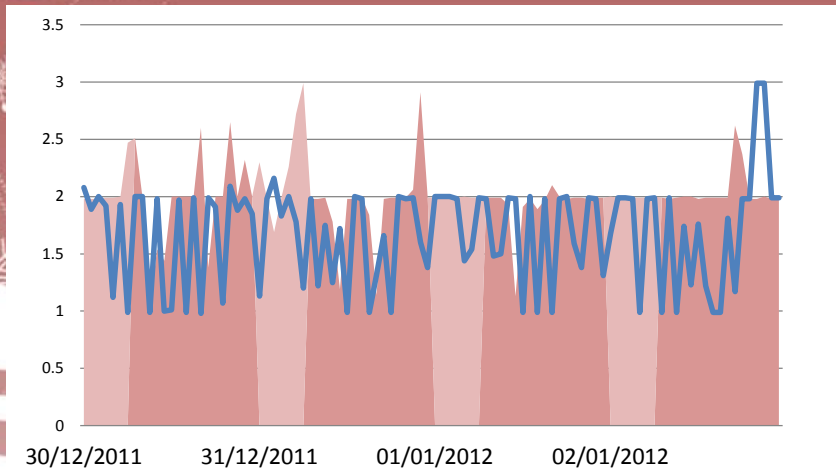
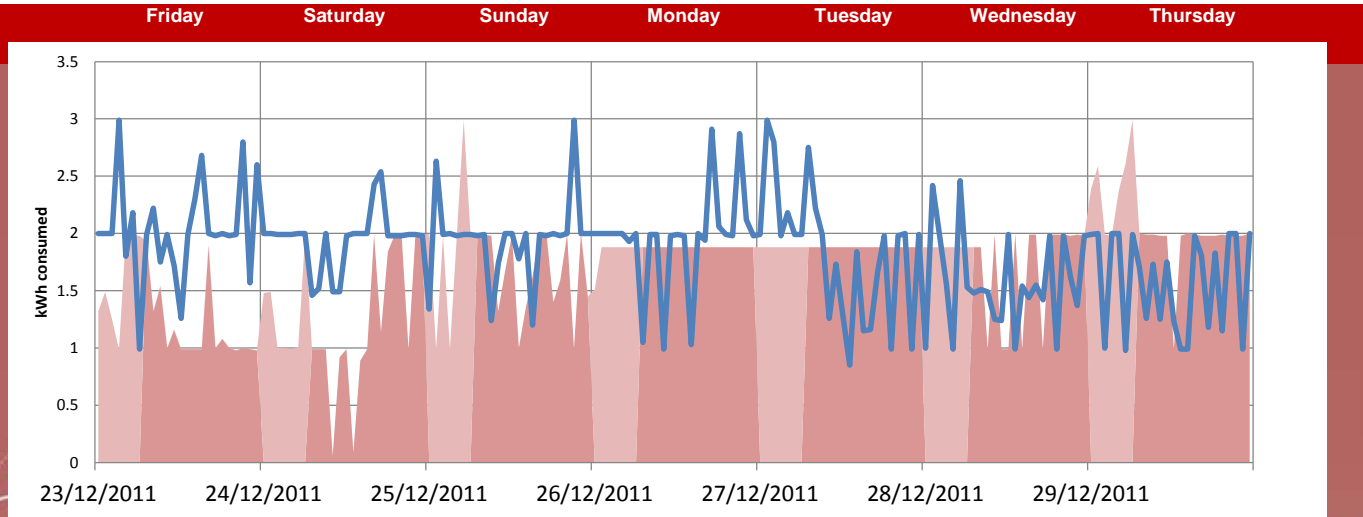
Difference	£0.46	kWh
------------	-------	-----

Overall Difference	1%	
--------------------	----	--



Christmas Consumption

■ 2010/2011 ■ 2011/2012

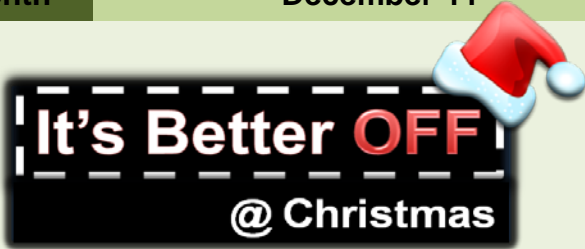


To find out more about the Universities consumption please visit
www.lboro.ac.uk/saveenergy

*All calculations based on standard rate of 0.08£/kWh and 0.00054016 TCO2

Herbert Manzoni

Month **December-11**



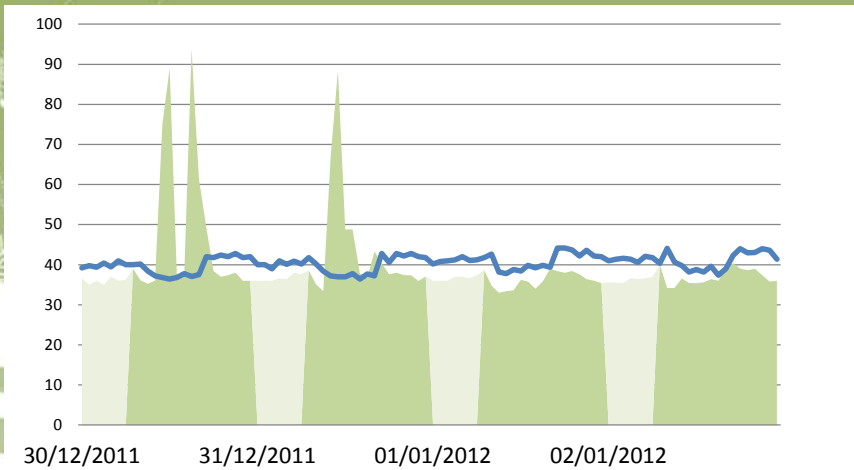
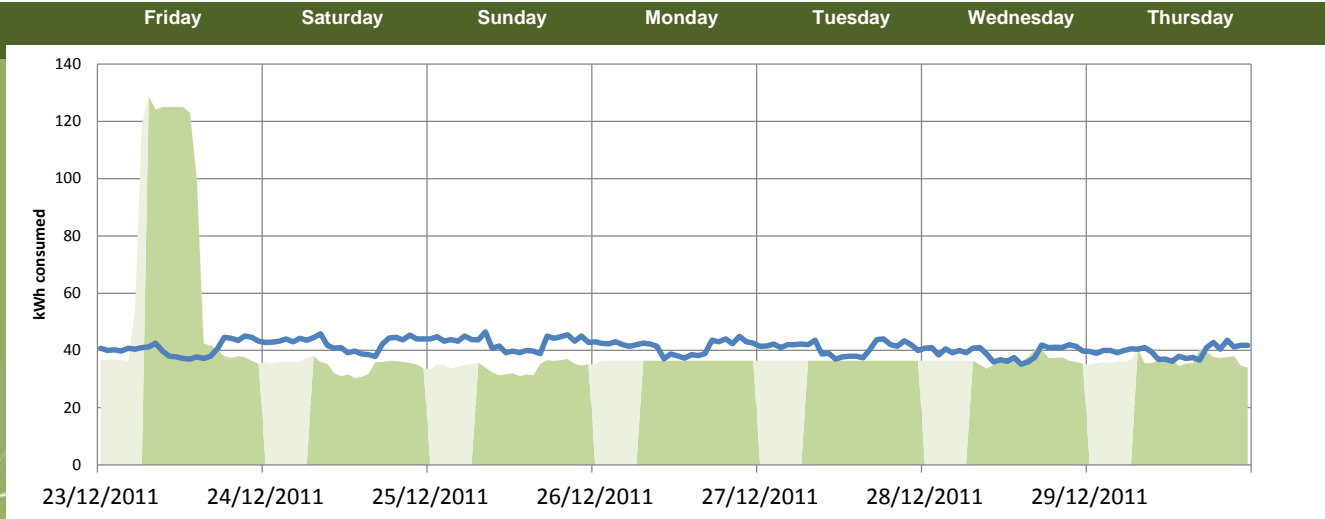
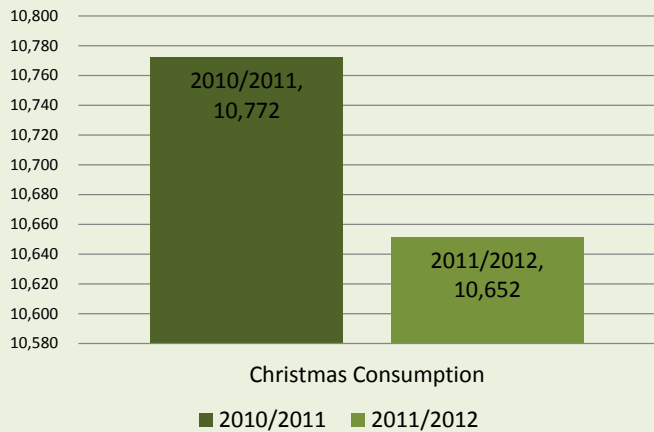
Christmas 2010/11	10,772	kWh
Christmas 2011/12	10,652	kWh

Difference	-121	kWh
------------	------	-----

Consumption Costs 10/11	£862	*
Consumption Costs 11/12	£852	*

Difference	-£9.66	kWh
------------	--------	-----

Overall Difference	-1%
--------------------	-----



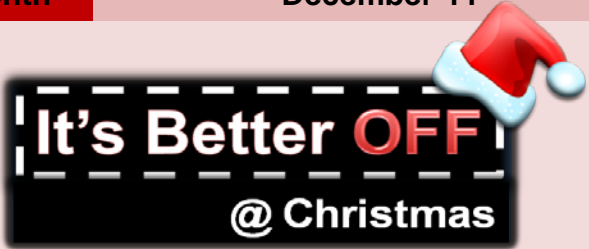
To find out more about the Universities consumption please visit www.lboro.ac.uk/saveenergy

*All calculations based on standard rate of 0.08£/kWh and 0.00054016 TCO2

HIPAC (Seb Coe)

Month

December-11



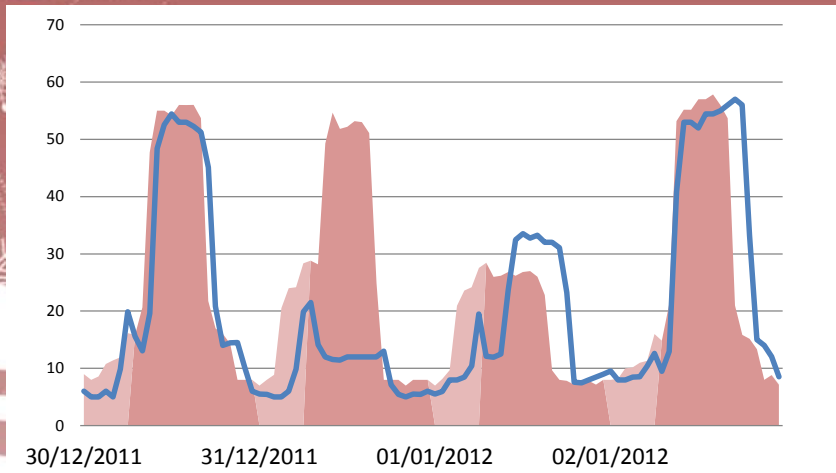
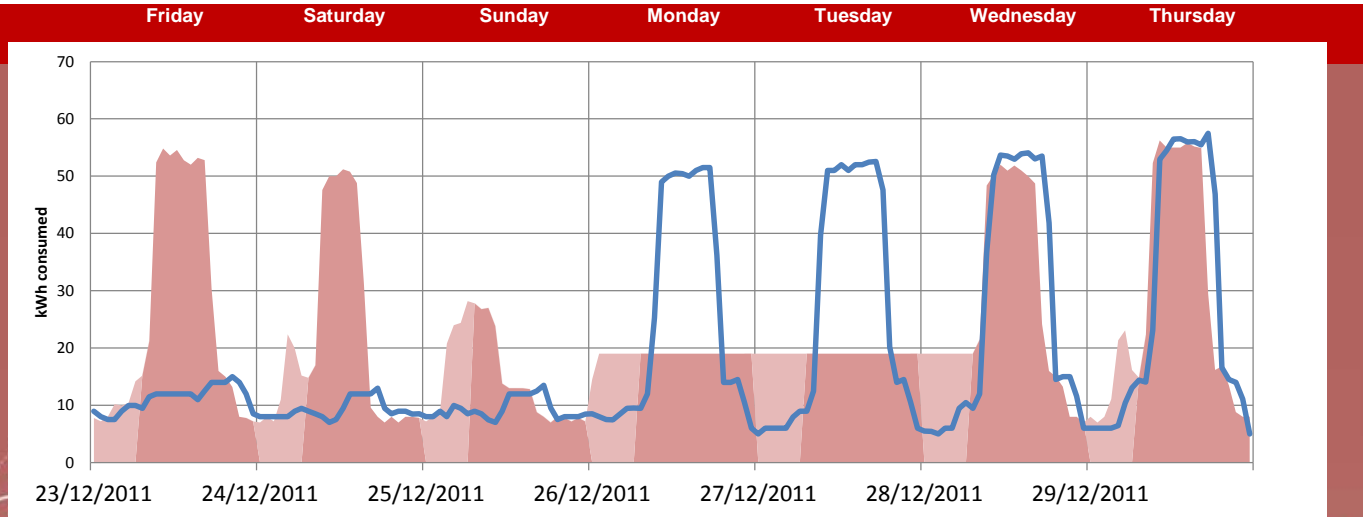
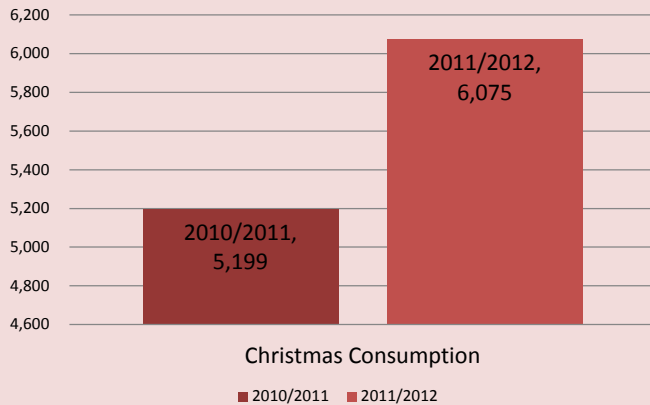
Christmas 2010/11	5,199	kWh
Christmas 2011/12	6,075	kWh

Difference	876	kWh
------------	-----	-----

Consumption Costs 10/11	£416	*
Consumption Costs 11/12	£486	*

Difference	£70.05	kWh
------------	--------	-----

Overall Difference	17%
--------------------	-----



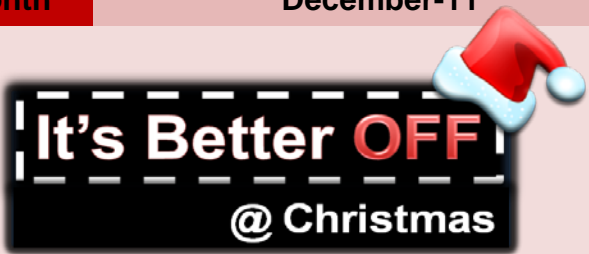
To find out more about the Universities consumption please visit www.lboro.ac.uk/saveenergy

*All calculations based on standard rate of 0.08£/kWh and 0.00054016 TCO2

Hockey Pavilion

Month

December-11



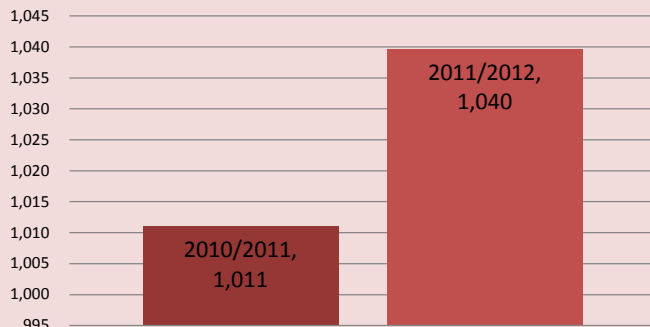
Christmas 2010/11	1,011	kWh
Christmas 2011/12	1,040	kWh

Difference	29	kWh
------------	----	-----

Consumption Costs 10/11	£81	*
Consumption Costs 11/12	£83	*

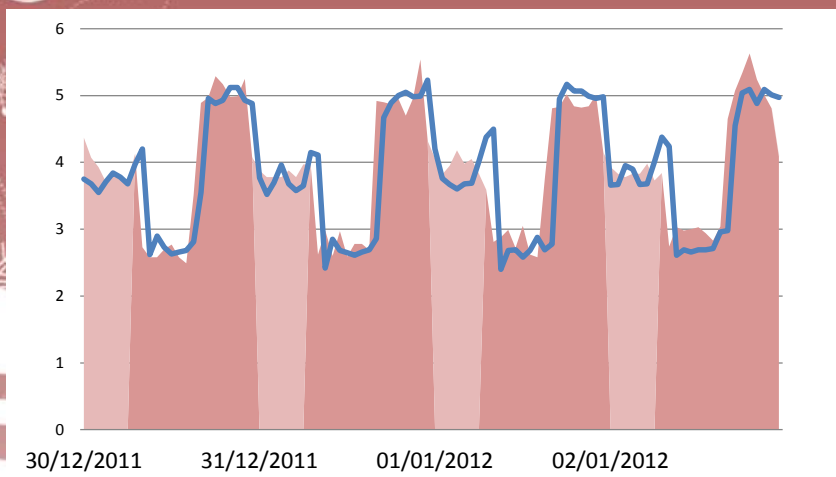
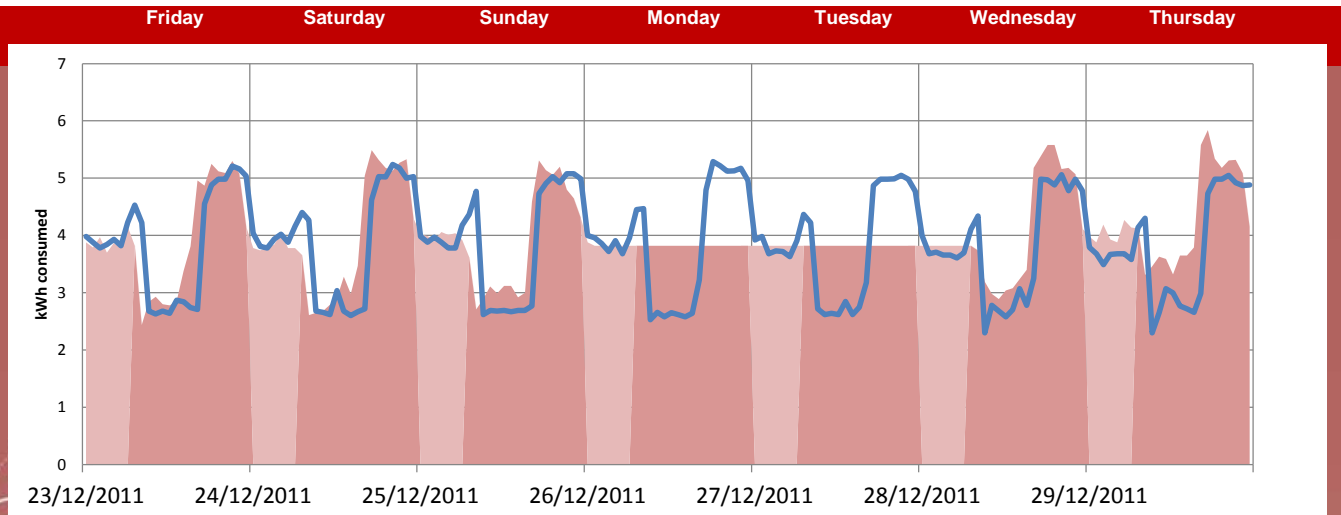
Difference	£2.29	kWh
------------	-------	-----

Overall Difference	3%	
--------------------	----	--



Christmas Consumption

■ 2010/2011 ■ 2011/2012



To find out more about the Universities consumption please visit www.lboro.ac.uk/saveenergy

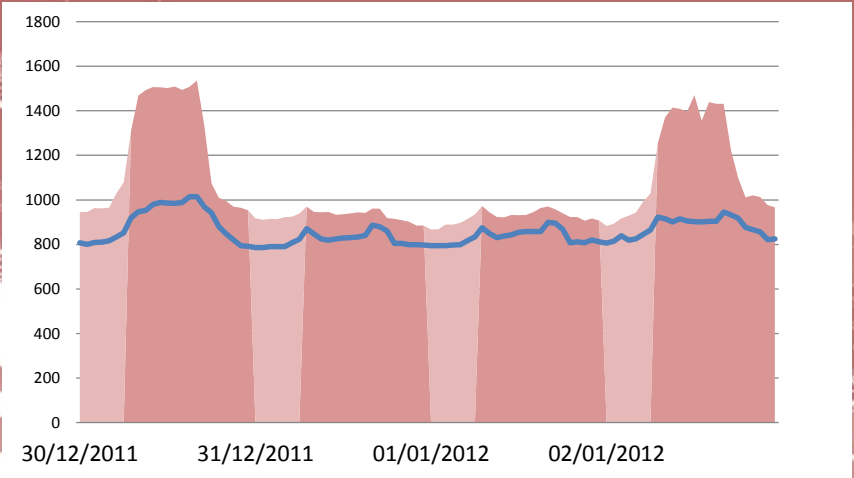
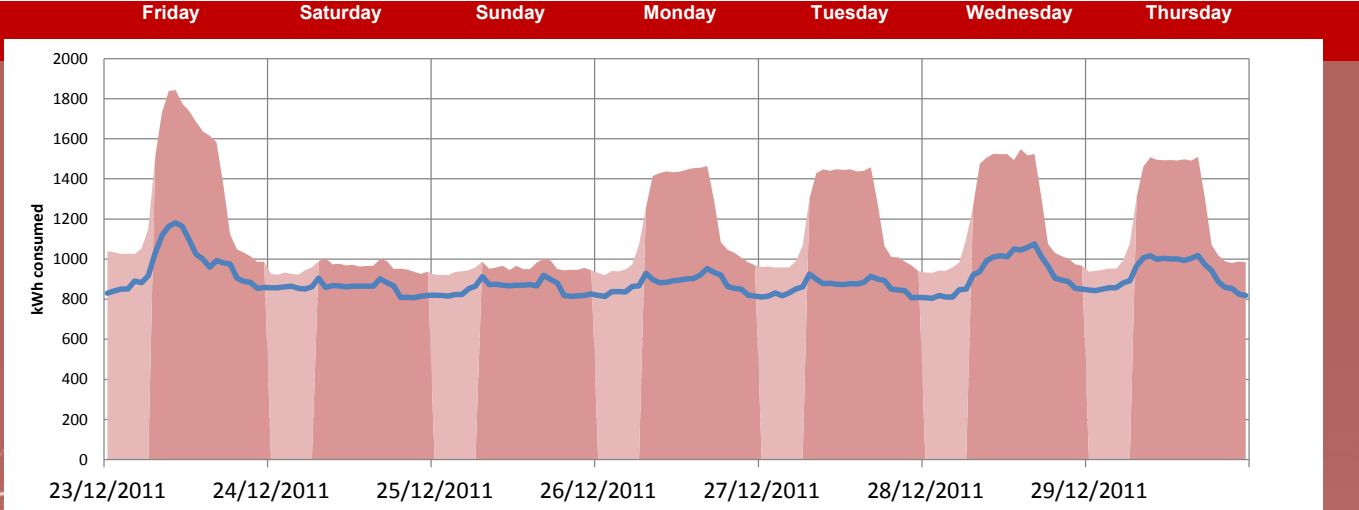
*All calculations based on standard rate of 0.08£/kWh and 0.00054016 TCO2

Holywell Park

M



Christmas 2010/11	232,520	kWh
Christmas 2011/12	293,757	kWh
Difference	61,237	kWh
Consumption Costs 10/11	£18,602	*
Consumption Costs 11/12	£23,501	*
Difference	£4,898.99	kWh
Overall Difference	26%	

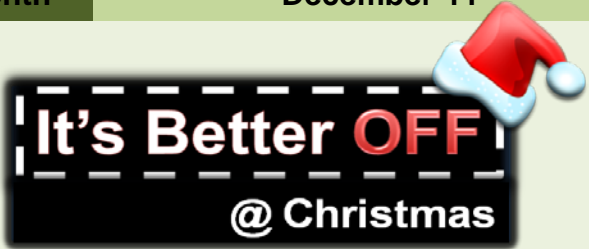


To find out more about the Universities consumption please visit www.lboro.ac.uk/saveenergy

*All calculations based on standard rate of 0.08£/kWh and 0.00054016 TCO2

Imago Services

Month **December-11**



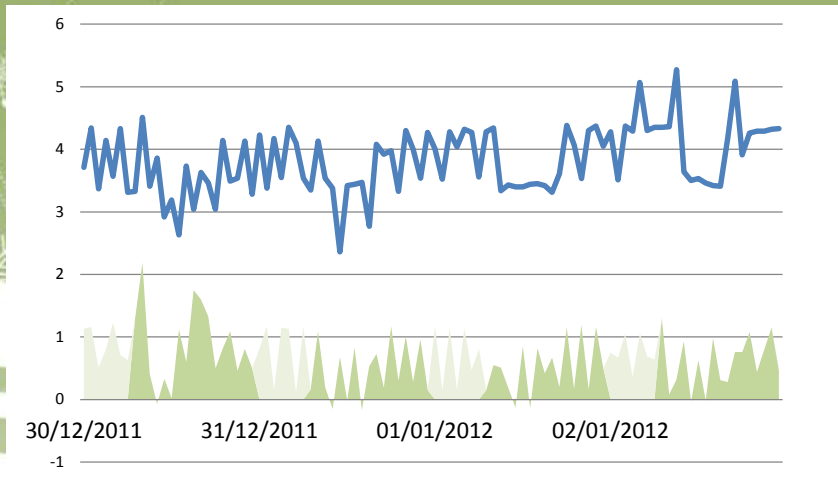
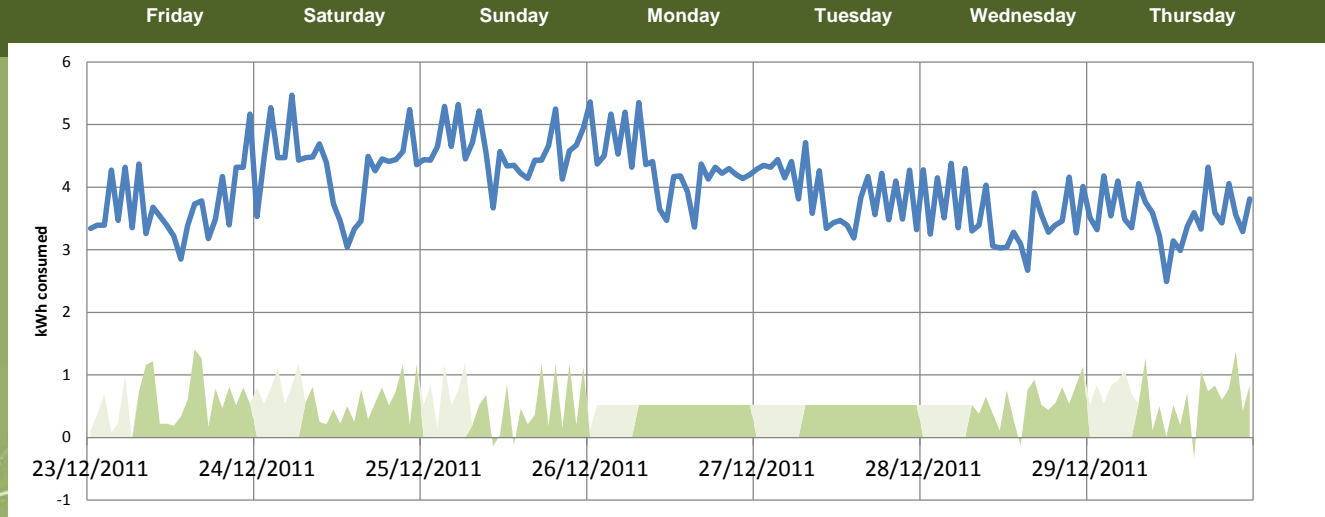
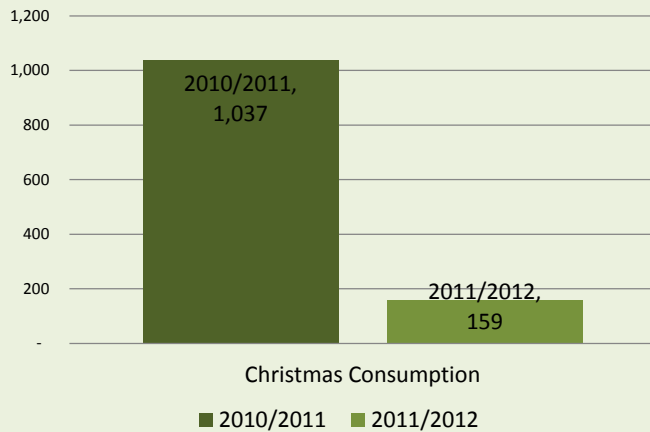
Christmas 2010/11	1,037	kWh
Christmas 2011/12	159	kWh

Difference	-878	kWh
------------	-------------	-----

Consumption Costs 10/11	£83	*
Consumption Costs 11/12	£13	*

Difference	-£70.22	kWh
------------	----------------	-----

Overall Difference	-85%	
--------------------	-------------	--



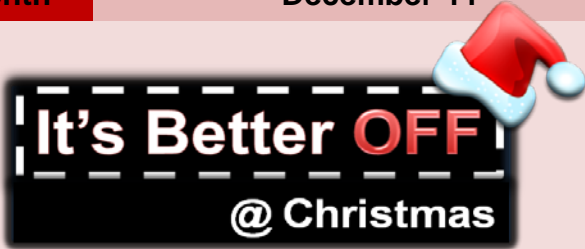
To find out more about the Universities consumption please visit www.lboro.ac.uk/saveenergy

*All calculations based on standard rate of 0.08£/kWh and 0.00054016 TCO2

International Office

Month

December-11



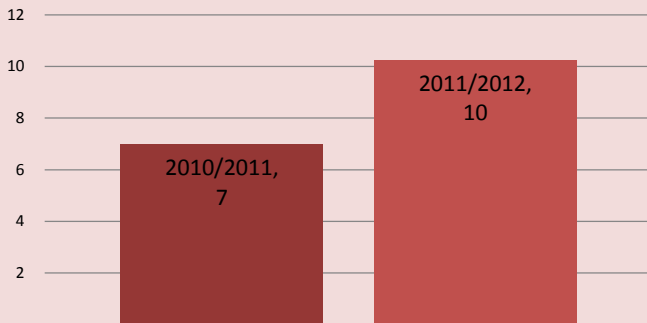
Christmas 2010/11	7	kWh
Christmas 2011/12	10	kWh

Difference	3	kWh
------------	---	-----

Consumption Costs 10/11	£1	*
Consumption Costs 11/12	£1	*

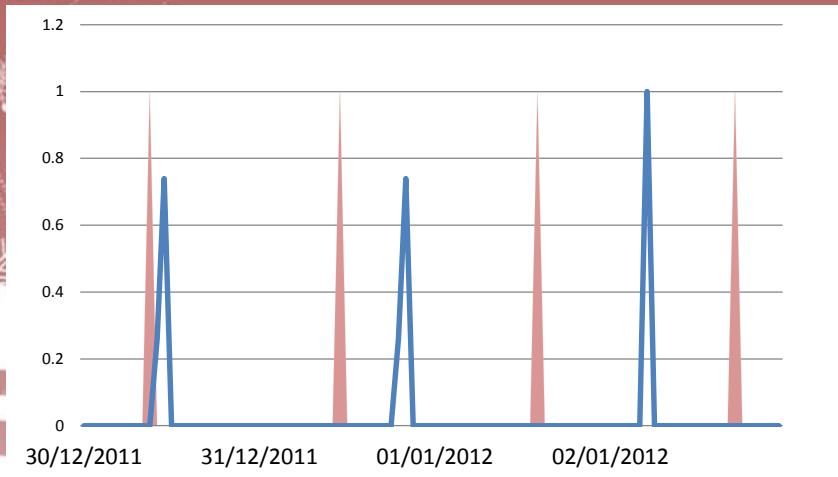
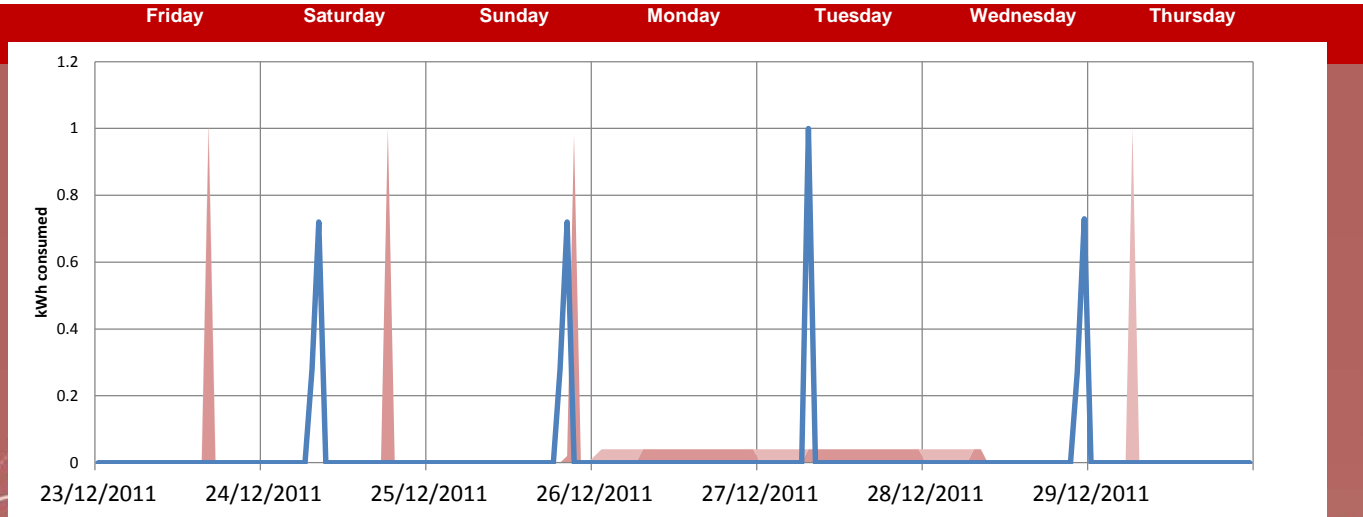
Difference	£0.26	kWh
------------	-------	-----

Overall Difference	47%	
--------------------	-----	--



Christmas Consumption

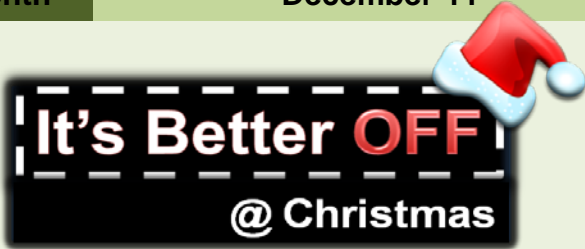
■ 2010/2011 ■ 2011/2012



To find out more about the Universities consumption please visit www.lboro.ac.uk/saveenergy

*All calculations based on standard rate of 0.08£/kWh and 0.00054016 TCO2

Month **December-11**



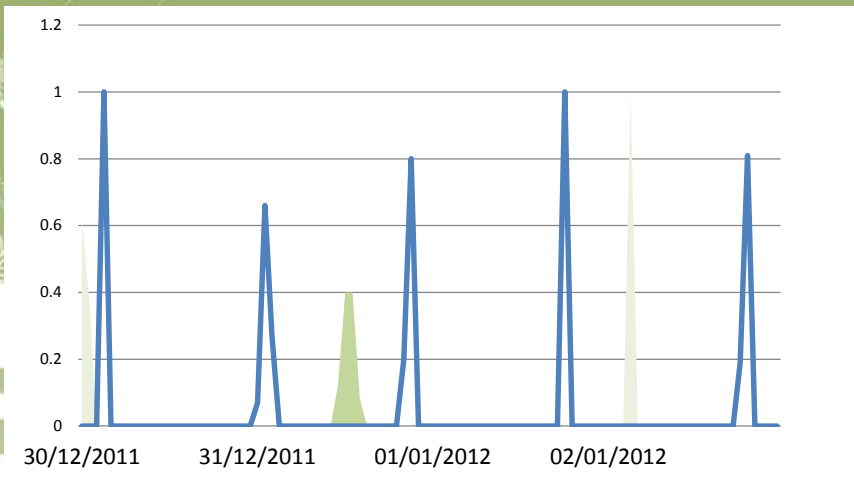
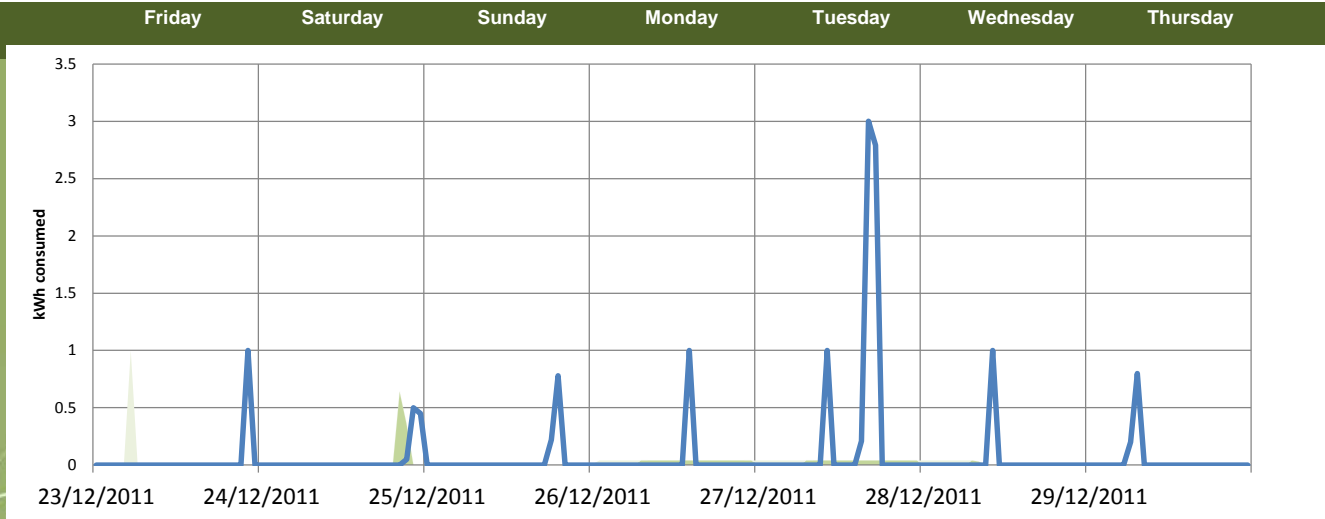
Christmas 2010/11	18	kWh
Christmas 2011/12	7	kWh

Difference	-11	kWh
------------	------------	-----

Consumption Costs 10/11	£1	*
Consumption Costs 11/12	£1	*

Difference	-£0.86	kWh
------------	---------------	-----

Overall Difference	-60%	
--------------------	-------------	--



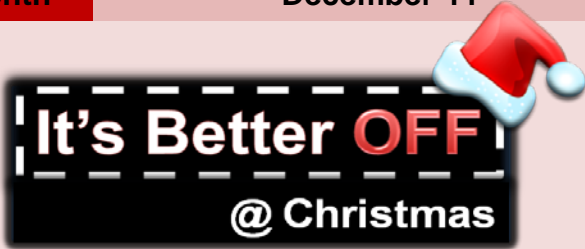
To find out more about the Universities consumption please visit www.lboro.ac.uk/saveenergy

*All calculations based on standard rate of 0.08£/kWh and 0.00054016 TCO2

James France

Month

December-11



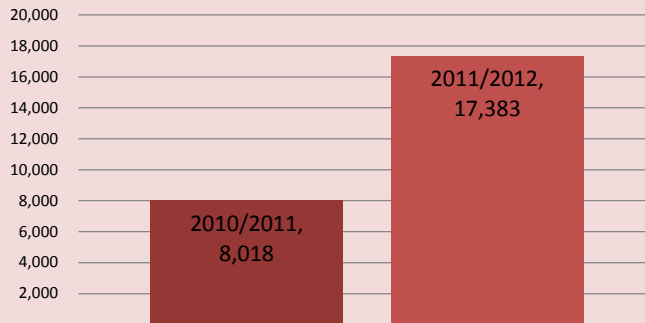
Christmas 2010/11	8,018	kWh
Christmas 2011/12	17,383	kWh

Difference	9,365	kWh
------------	-------	-----

Consumption Costs 10/11	£641	*
Consumption Costs 11/12	£1,391	*

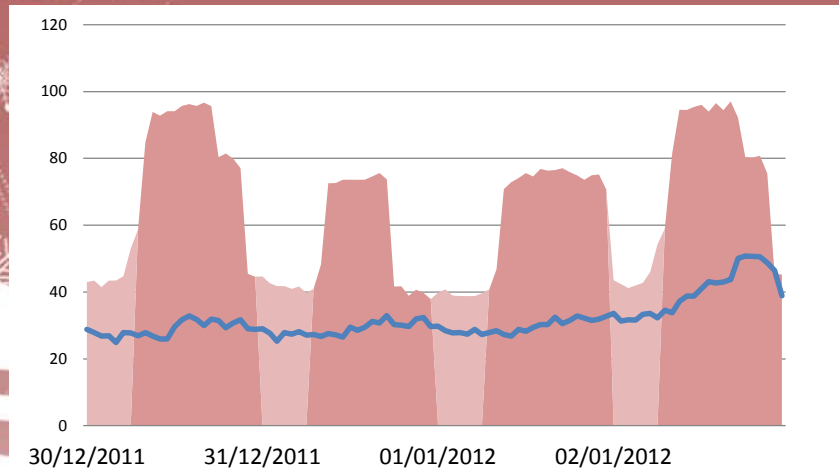
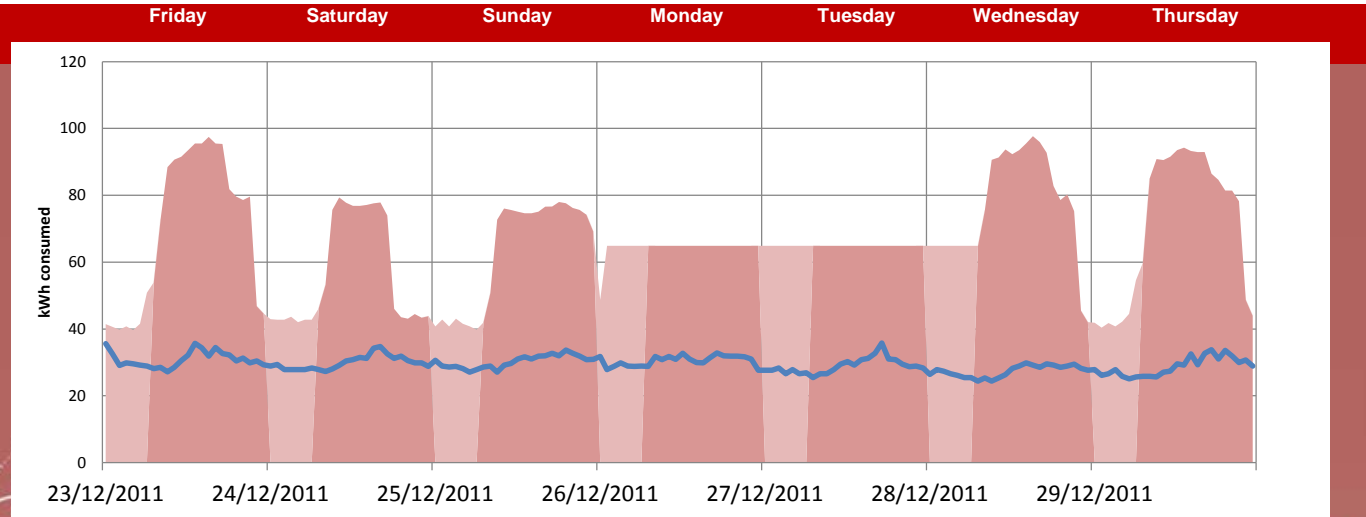
Difference	£749.16	kWh
------------	---------	-----

Overall Difference	117%
--------------------	------



Christmas Consumption

■ 2010/2011 ■ 2011/2012



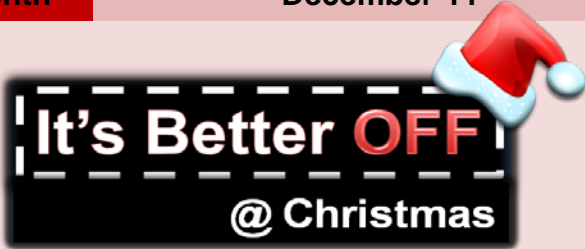
To find out more about the Universities consumption please visit www.lboro.ac.uk/saveenergy

*All calculations based on standard rate of 0.08£/kWh and 0.00054016 TCO2

John Clements

Month

December-11



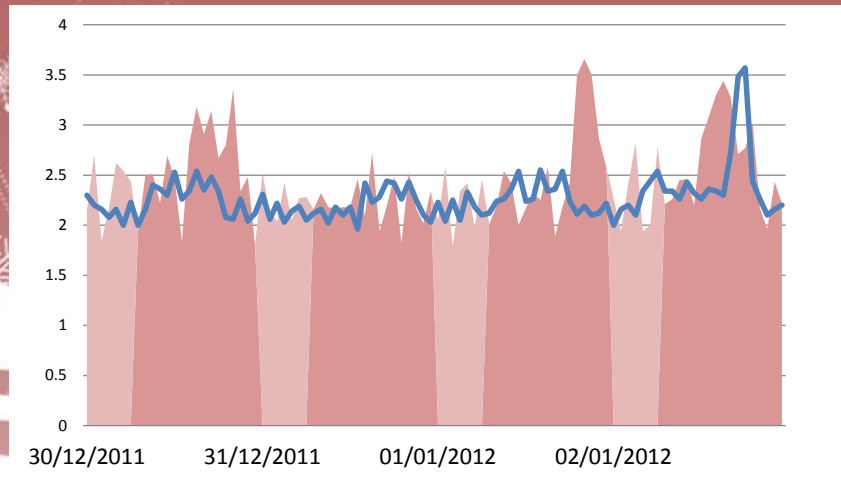
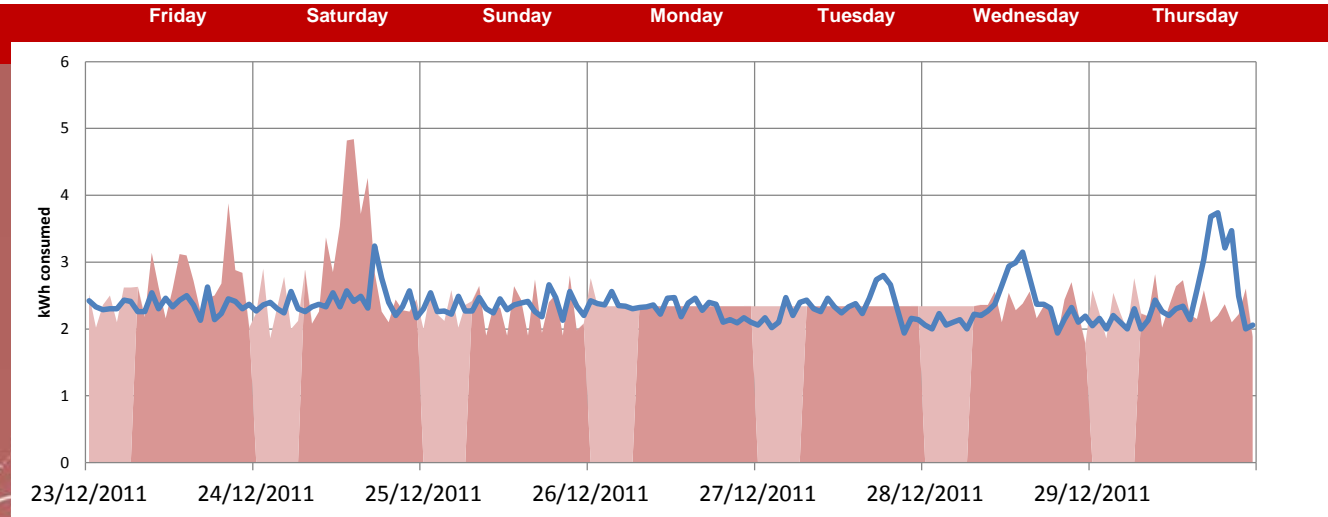
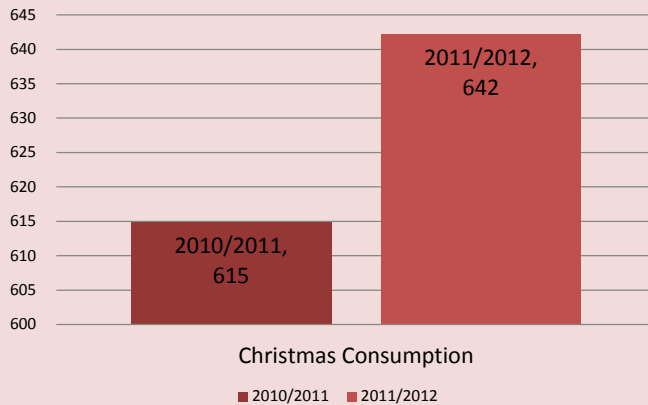
Christmas 2010/11	615	kWh
Christmas 2011/12	642	kWh

Difference	27	kWh
------------	----	-----

Consumption Costs 10/11	£49	*
Consumption Costs 11/12	£51	*

Difference	£2.19	kWh
------------	-------	-----

Overall Difference	4%	
--------------------	----	--



To find out more about the Universities consumption please visit www.lboro.ac.uk/saveenergy

*All calculations based on standard rate of 0.08£/kWh and 0.00054016 TCO2

John Cooper

Month

December-11

It's Better OFF
@ Christmas



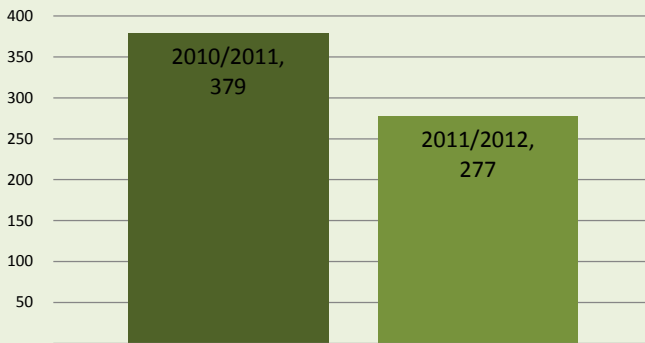
Christmas 2010/11	379	kWh
Christmas 2011/12	277	kWh

Difference	-101	kWh
------------	------	-----

Consumption Costs 10/11	£30	*
Consumption Costs 11/12	£22	*

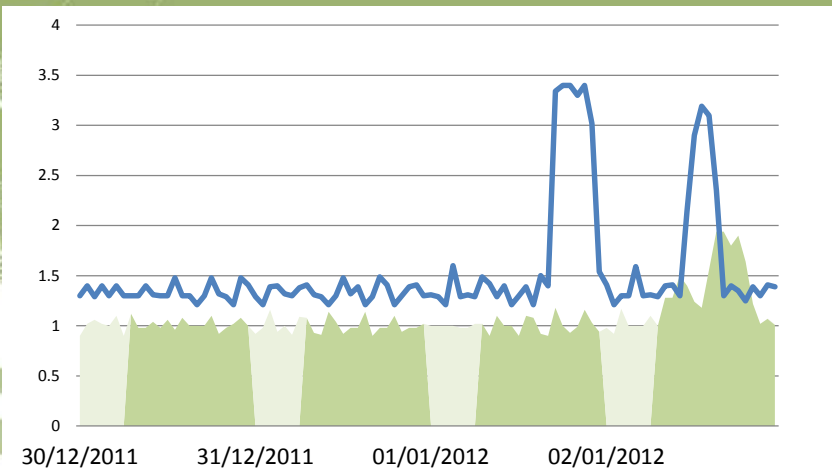
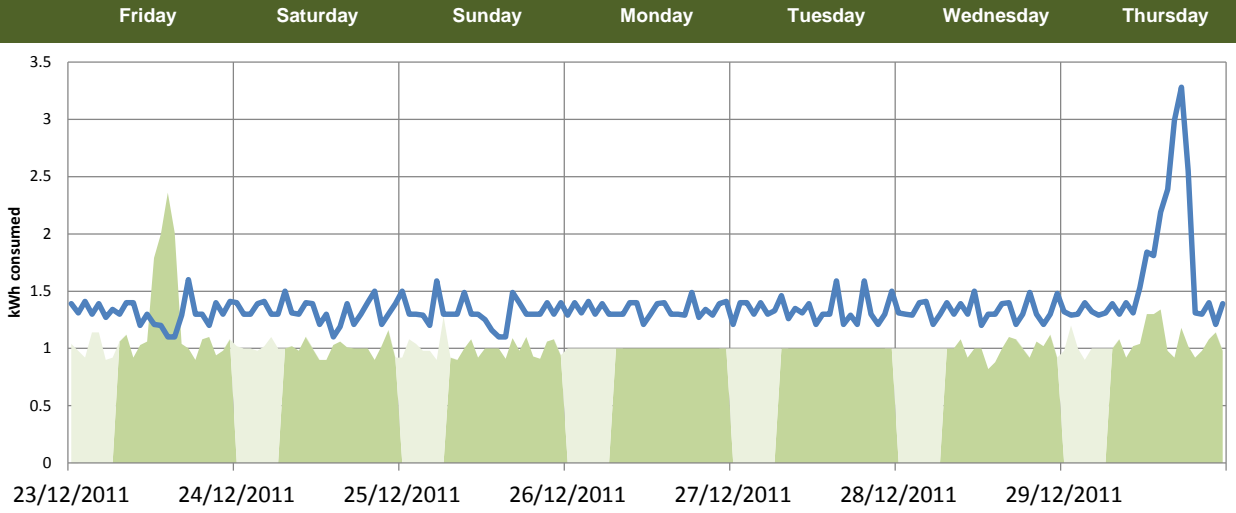
Difference	-£8.10	kWh
------------	--------	-----

Overall Difference	-27%
--------------------	------



Christmas Consumption

■ 2010/2011 ■ 2011/2012

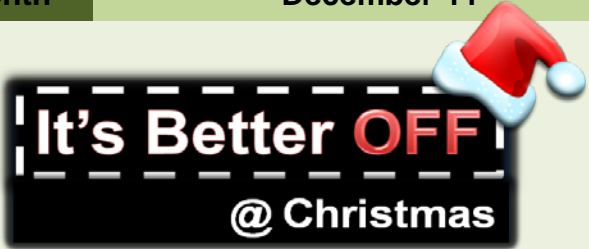


To find out more about the Universities consumption please visit www.lboro.ac.uk/saveenergy

*All calculations based on standard rate of 0.08£/kWh and 0.00054016 TCO2

John Hardie

Month December-11



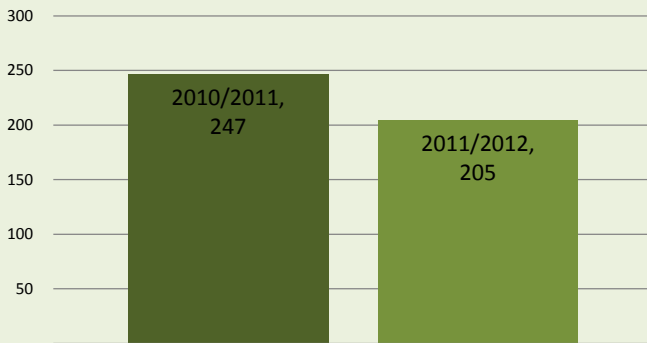
Christmas 2010/11	247	kWh
Christmas 2011/12	205	kWh

Difference	-42	kWh
------------	-----	-----

Consumption Costs 10/11	£20	*
Consumption Costs 11/12	£16	*

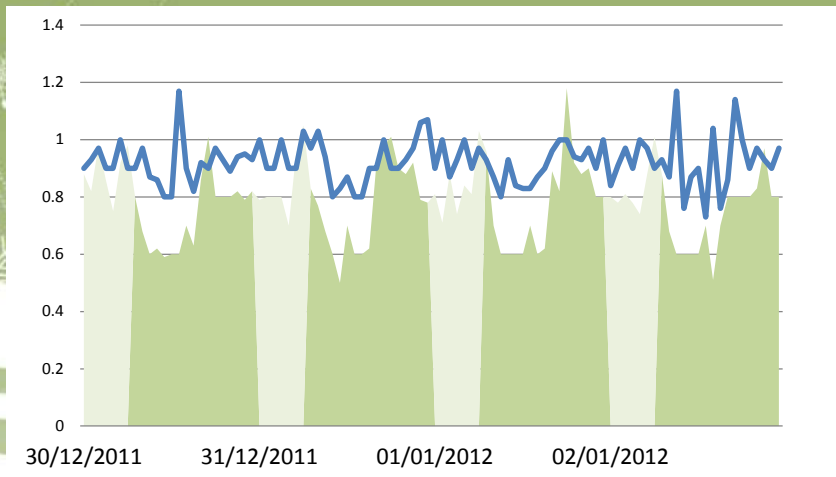
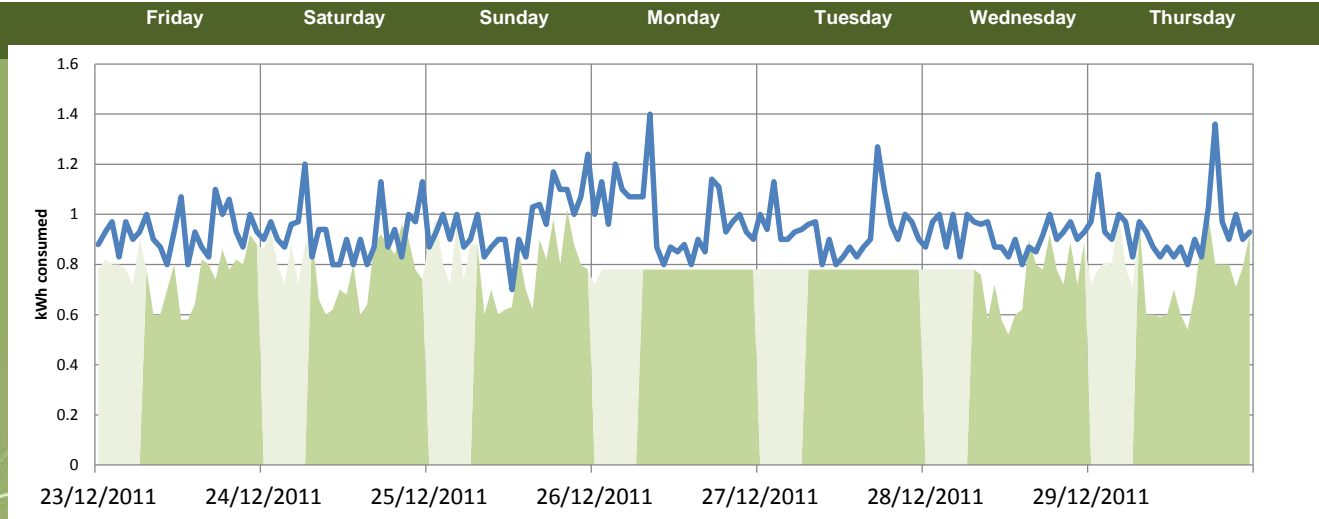
Difference	-£3.37	kWh
------------	--------	-----

Overall Difference	-17%
--------------------	------



Christmas Consumption

■ 2010/2011 ■ 2011/2012

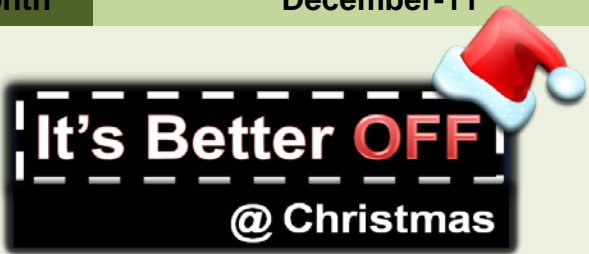


To find out more about the Universities consumption please visit www.lboro.ac.uk/saveenergy

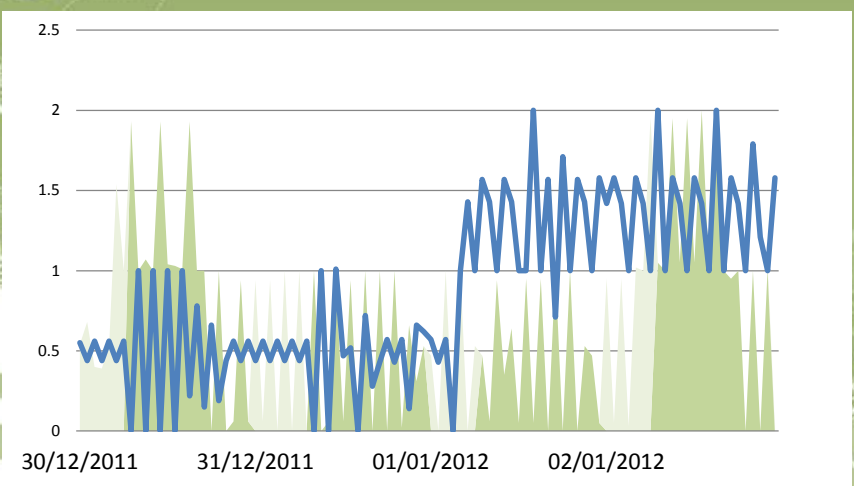
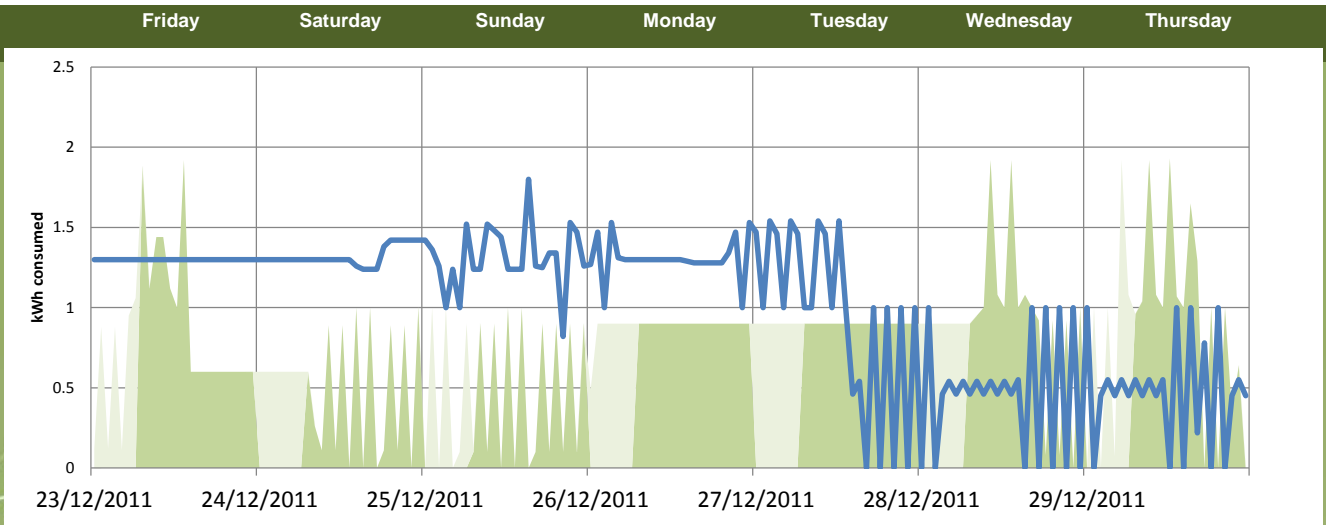
*All calculations based on standard rate of 0.08£/kWh and 0.00054016 TCO2

John Pickford

Month **December-11**



Christmas 2010/11	255	kWh
Christmas 2011/12	196	kWh
Difference	-59	kWh
Consumption Costs 10/11	£20	*
Consumption Costs 11/12	£16	*
Difference	-£4.70	kWh
Overall Difference	-23%	

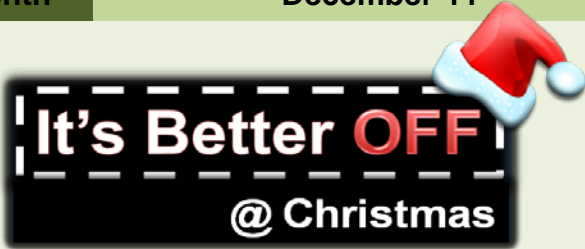


To find out more about the Universities consumption please visit www.lboro.ac.uk/saveenergy

*All calculations based on standard rate of 0.08£/kWh and 0.00054016 TCO2

Keith Green

Month **December-11**



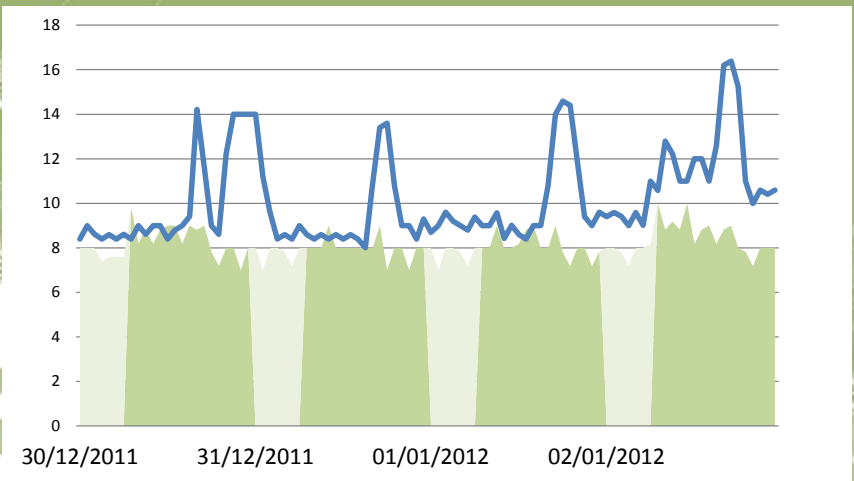
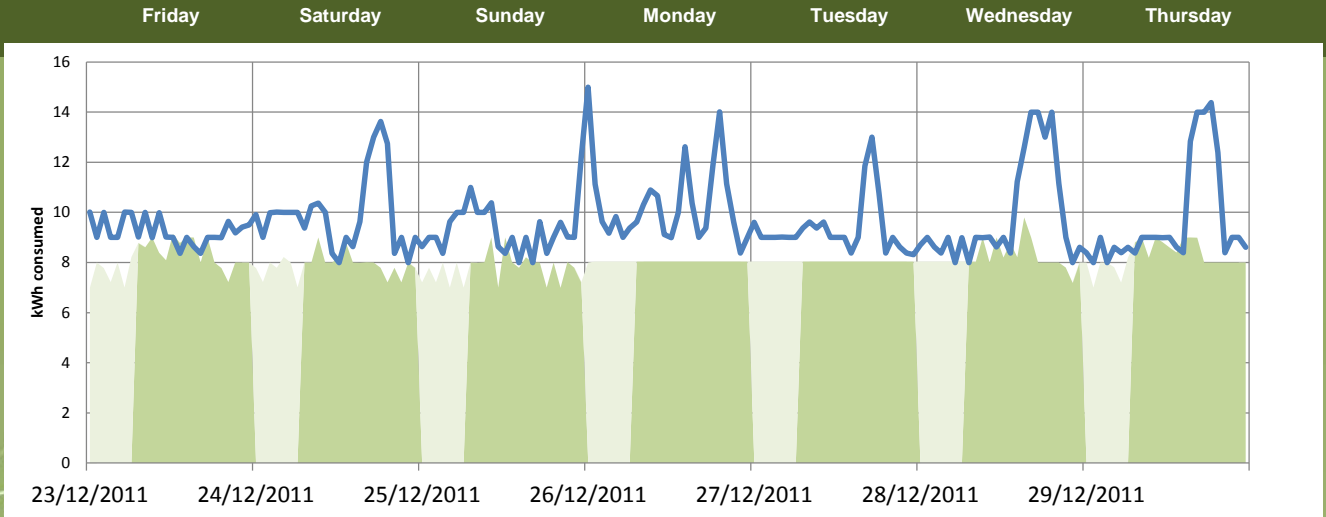
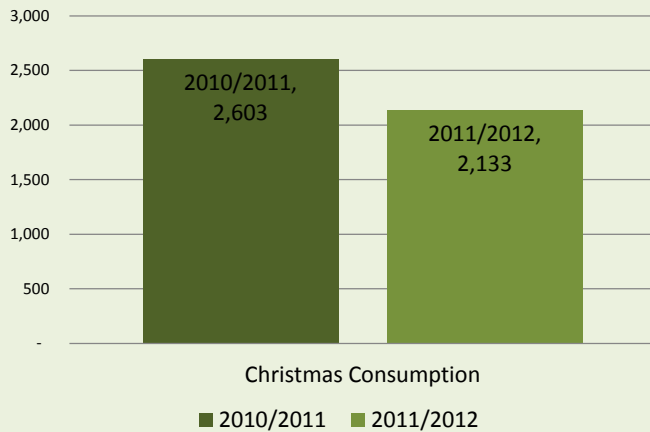
Christmas 2010/11	2,603	kWh
Christmas 2011/12	2,133	kWh

Difference	-469	kWh
------------	------	-----

Consumption Costs 10/11	£208	*
Consumption Costs 11/12	£171	*

Difference	-£37.54	kWh
------------	---------	-----

Overall Difference	-18%
--------------------	------



To find out more about the Universities consumption please visit www.lboro.ac.uk/saveenergy

*All calculations based on standard rate of 0.08£/kWh and 0.00054016 TCO2

LTA Tennis Centre

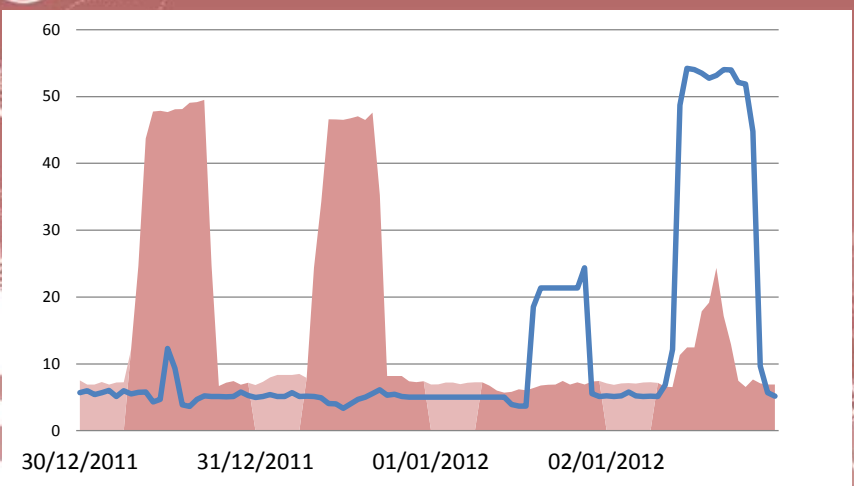
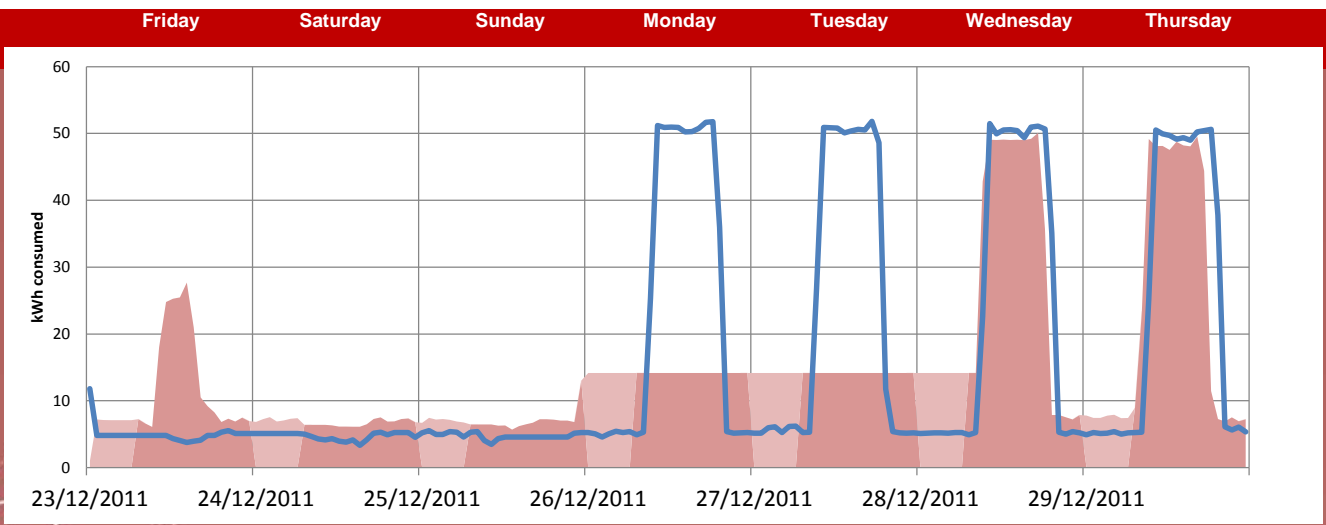
Month

December-11

It's Better OFF
@ Christmas



Christmas 2010/11	3,822	kWh
Christmas 2011/12	3,997	kWh
Difference	175	kWh
Consumption Costs 10/11	£306	*
Consumption Costs 11/12	£320	*
Difference	£14.00	kWh
Overall Difference	5%	



To find out more about the Universities consumption please visit www.lboro.ac.uk/saveenergy


*All calculations based on standard rate of 0.08£/kWh and 0.00054016 TCO2

LUFS

Month

December-11

It's Better OFF
@ Christmas



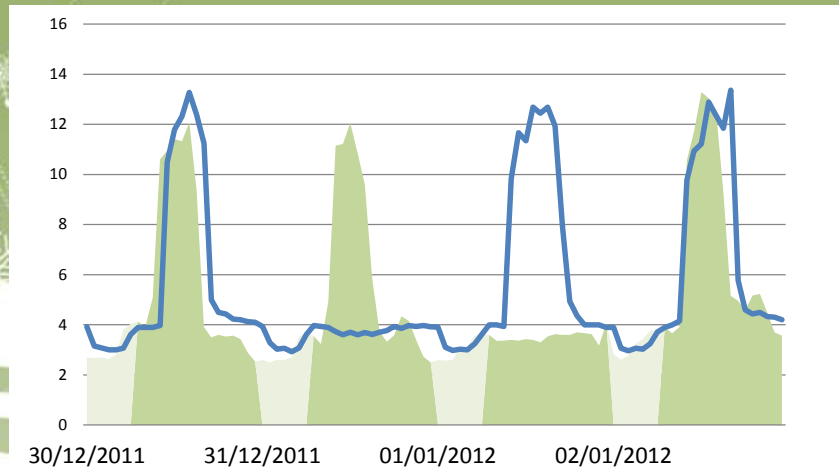
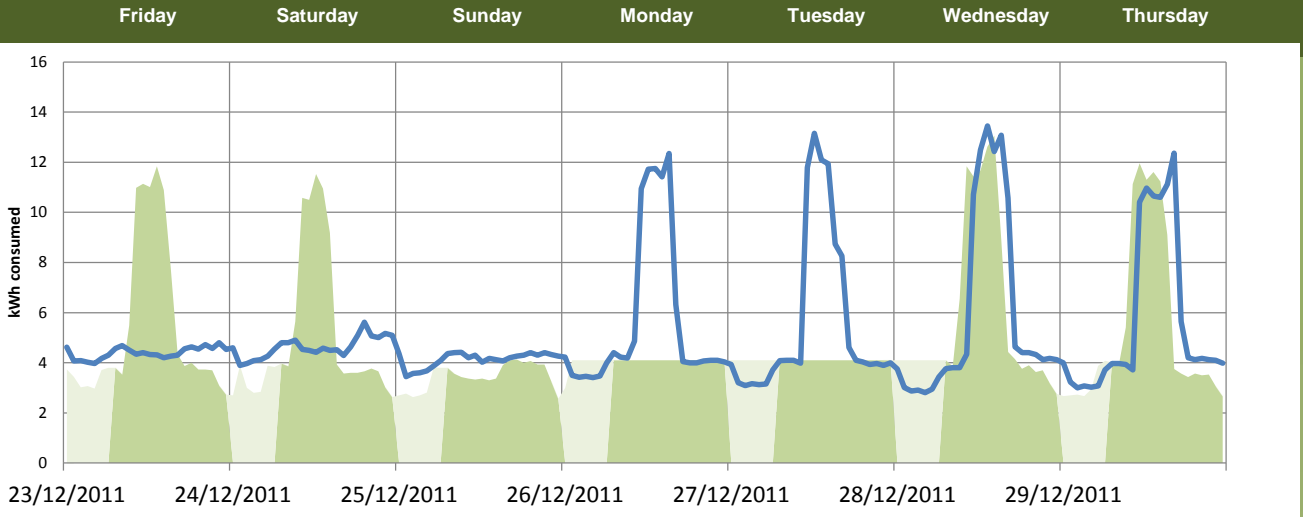
Christmas 2010/11	1,390	kWh
Christmas 2011/12	1,269	kWh

Difference	-121	kWh
------------	------	-----

Consumption Costs 10/11	£111	*
Consumption Costs 11/12	£102	*

Difference	-£9.69	kWh
------------	--------	-----

Overall Difference	-9%	
--------------------	-----	--

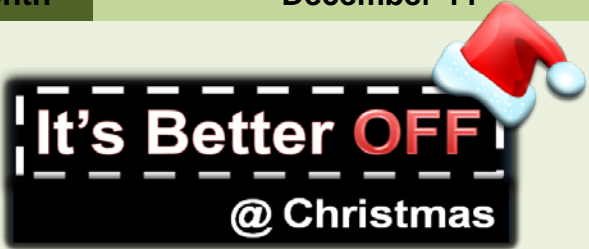


To find out more about the Universities consumption please visit
www.lboro.ac.uk/saveenergy

*All calculations based on standard rate of 0.08£/kWh and 0.00054016 TCO2

Martin Hall

Month **December-11**



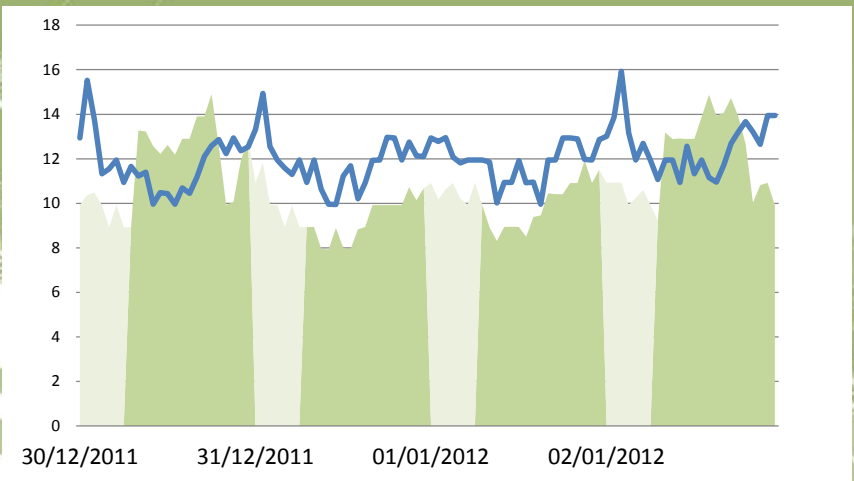
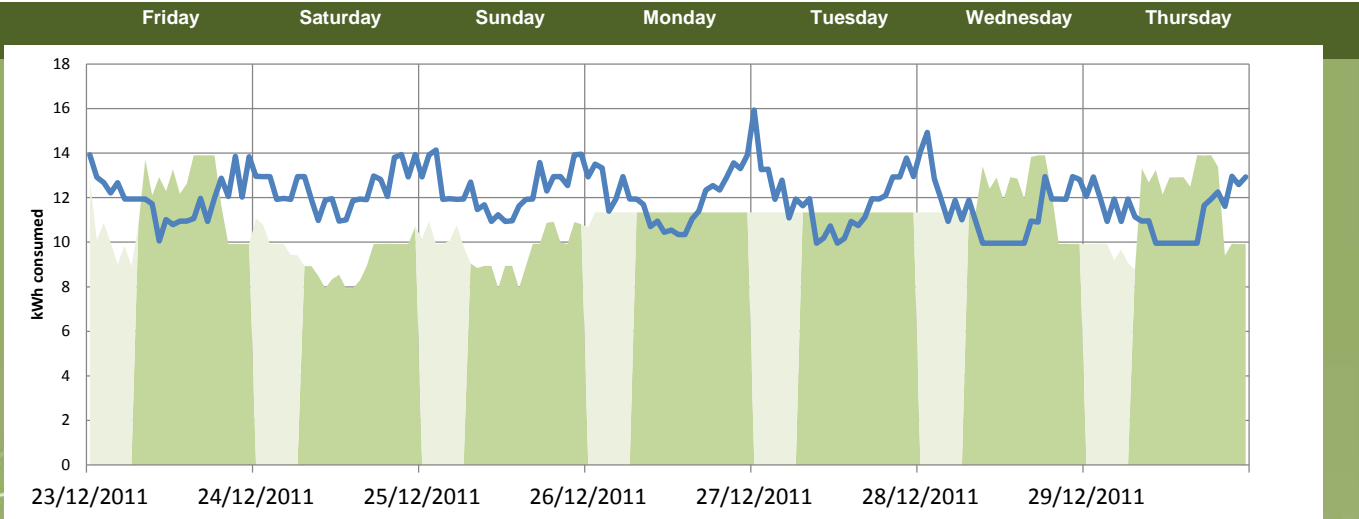
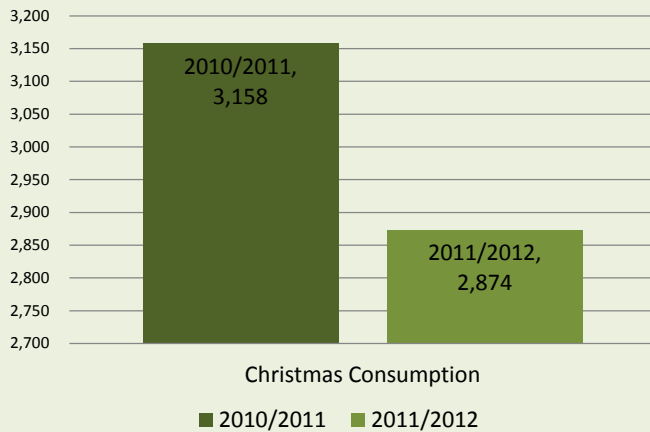
Christmas 2010/11	3,158	kWh
Christmas 2011/12	2,874	kWh

Difference	-284	kWh
------------	-------------	-----

Consumption Costs 10/11	£253	*
Consumption Costs 11/12	£230	*

Difference	-£22.69	kWh
------------	----------------	-----

Overall Difference	-9%	
--------------------	------------	--



To find out more about the Universities consumption please visit www.lboro.ac.uk/saveenergy

*All calculations based on standard rate of 0.08£/kWh and 0.00054016 TCO2

Matthew Arnold

Month

December-11



It's Better OFF
@ Christmas

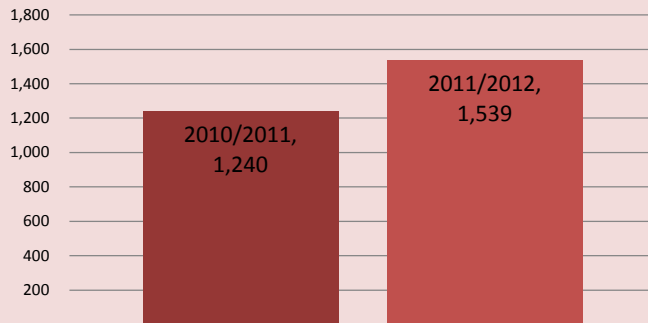
Christmas 2010/11	1,240	kWh
Christmas 2011/12	1,539	kWh

Difference	299	kWh
------------	-----	-----

Consumption Costs 10/11	£99	*
Consumption Costs 11/12	£123	*

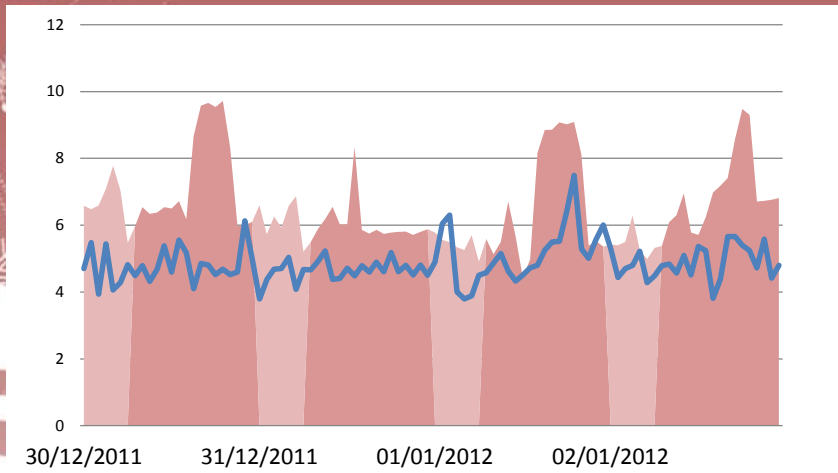
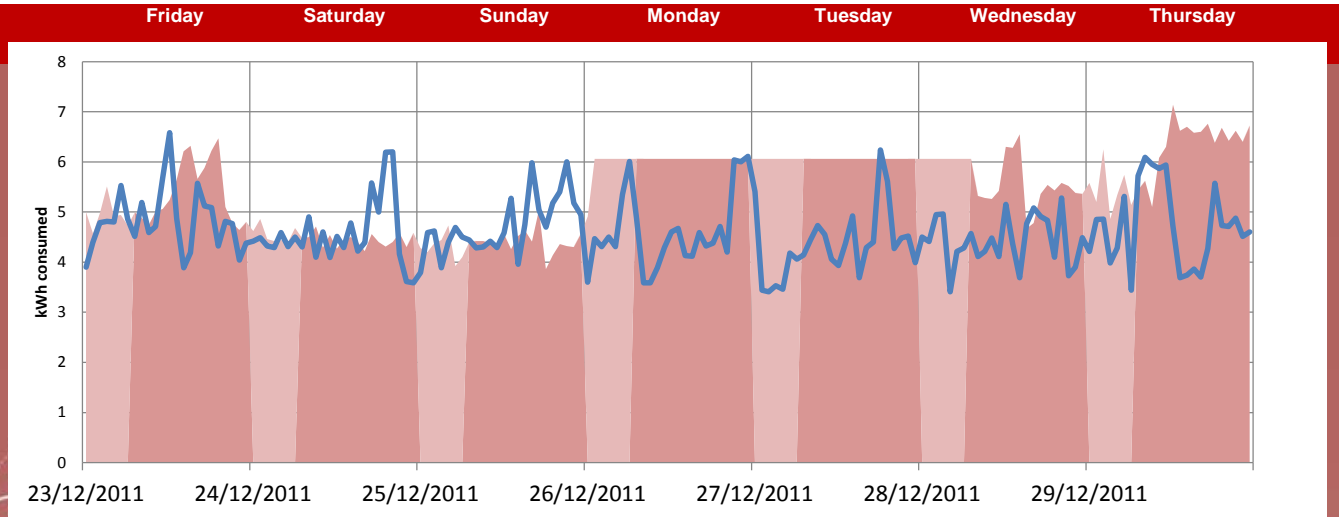
Difference	£23.92	kWh
------------	--------	-----

Overall Difference	24%
--------------------	-----



Christmas Consumption

■ 2010/2011 ■ 2011/2012



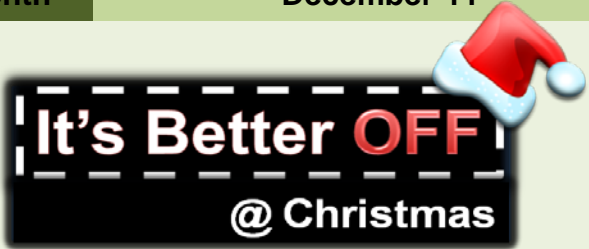
To find out more about the Universities consumption please visit
www.lboro.ac.uk/saveenergy

*All calculations based on standard rate of 0.08£/kWh and 0.00054016 TCO2

Medical Centre

Month

December-11



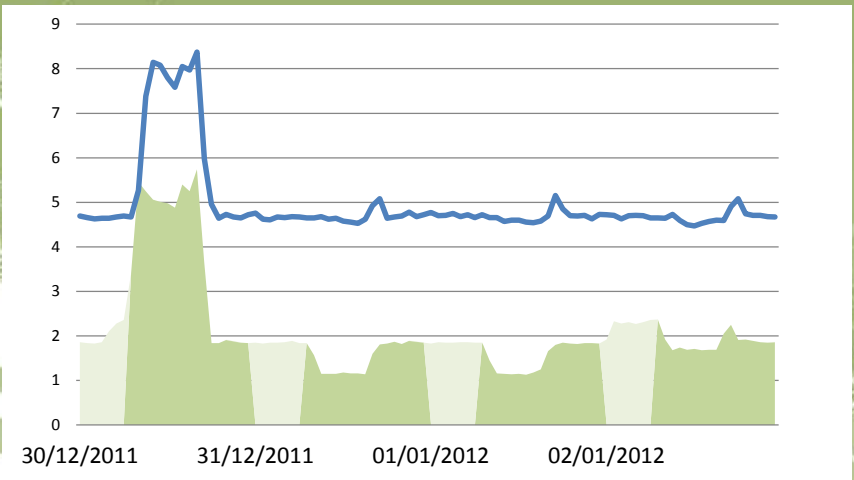
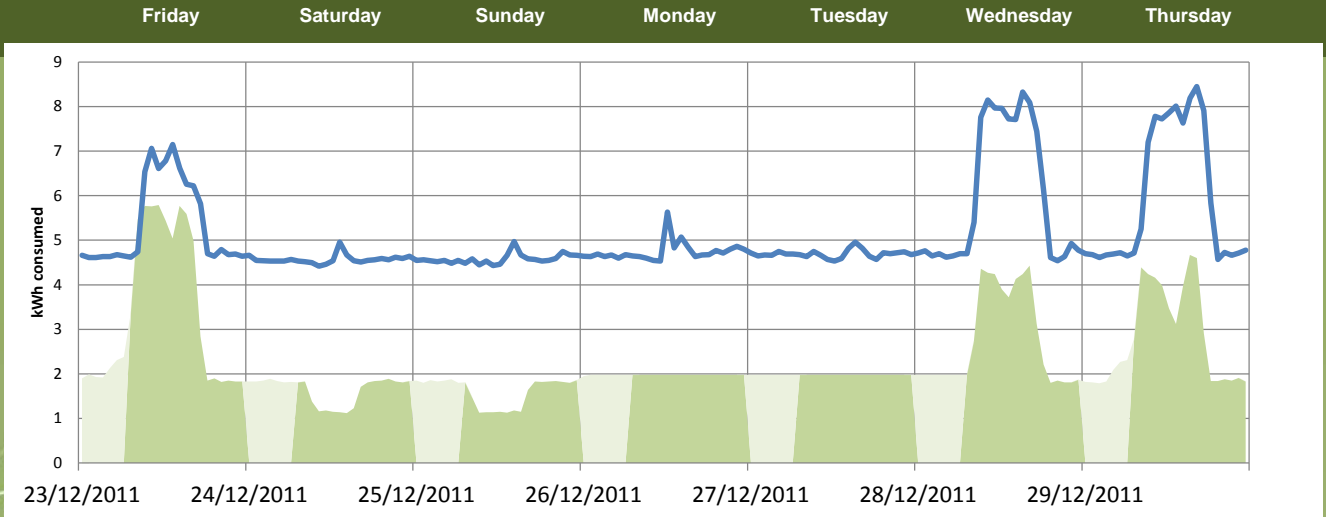
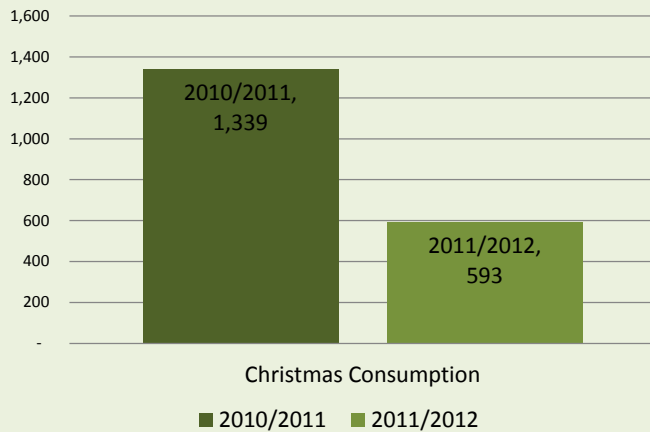
Christmas 2010/11	1,339	kWh
Christmas 2011/12	593	kWh

Difference	-746	kWh
------------	------	-----

Consumption Costs 10/11	£107	*
Consumption Costs 11/12	£47	*

Difference	-£59.66	kWh
------------	---------	-----

Overall Difference	-56%
--------------------	------

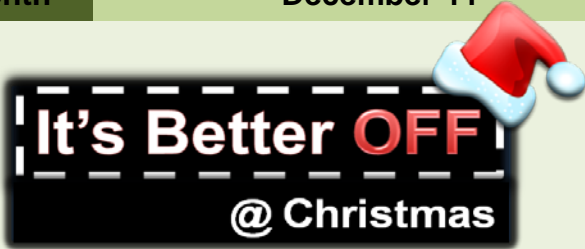


To find out more about the Universities consumption please visit www.lboro.ac.uk/saveenergy

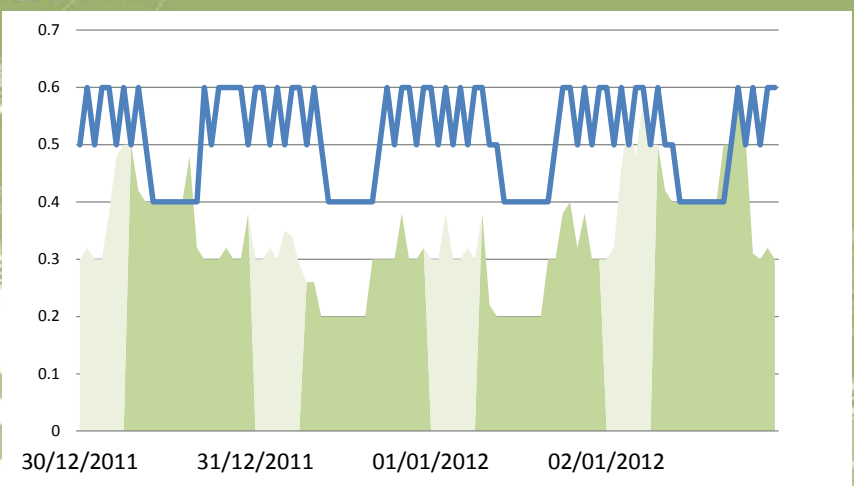
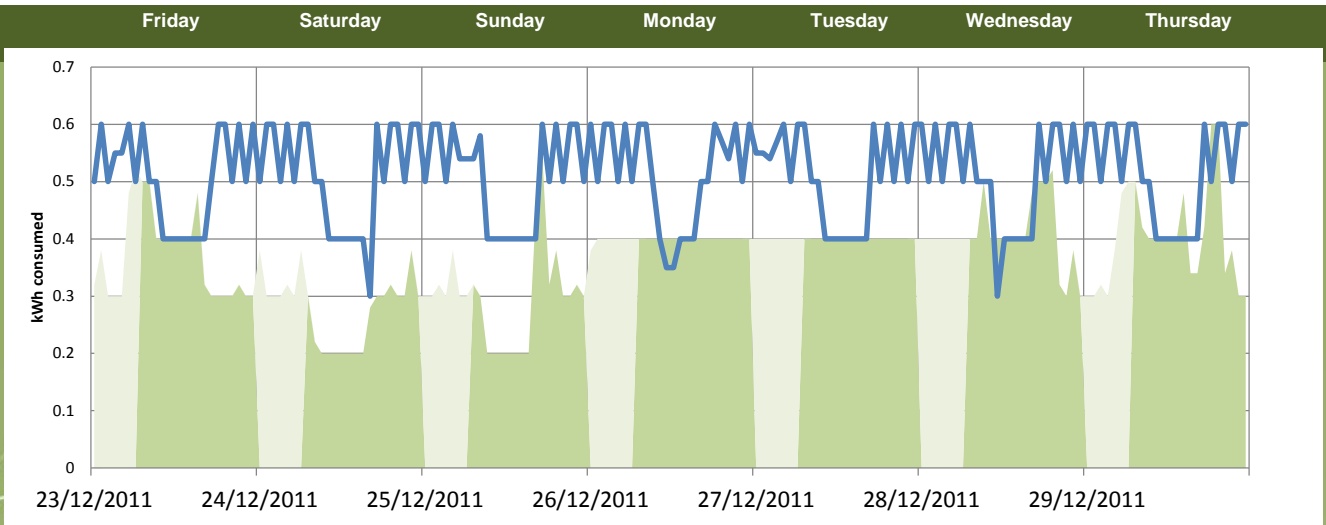
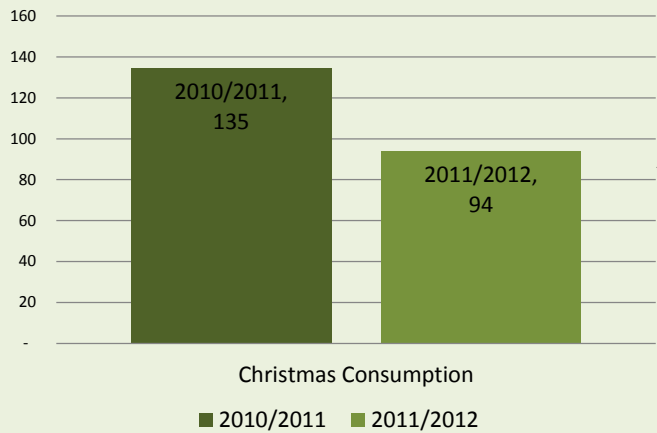
*All calculations based on standard rate of 0.08£/kWh and 0.00054016 TCO2

Music Centre

Month **December-11**



Christmas 2010/11	135	kWh
Christmas 2011/12	94	kWh
Difference	-41	kWh
Consumption Costs 10/11	£11	*
Consumption Costs 11/12	£8	*
Difference	-£3.25	kWh
Overall Difference	-30%	



To find out more about the Universities consumption please visit www.lboro.ac.uk/saveenergy

*All calculations based on standard rate of 0.08£/kWh and 0.00054016 TCO2

Netball & Badminton

Month

December-11



It's Better OFF
@ Christmas

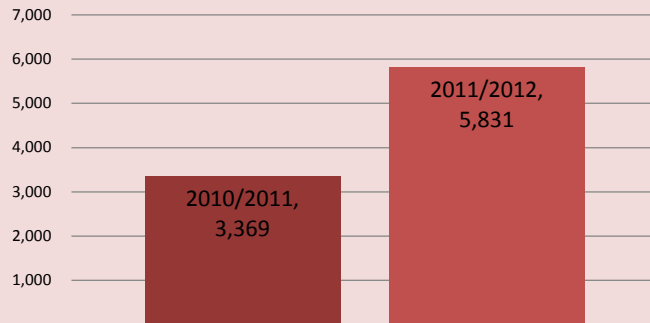
Christmas 2010/11	3,369	kWh
Christmas 2011/12	5,831	kWh

Difference	2,463	kWh
------------	-------	-----

Consumption Costs 10/11	£269	*
Consumption Costs 11/12	£467	*

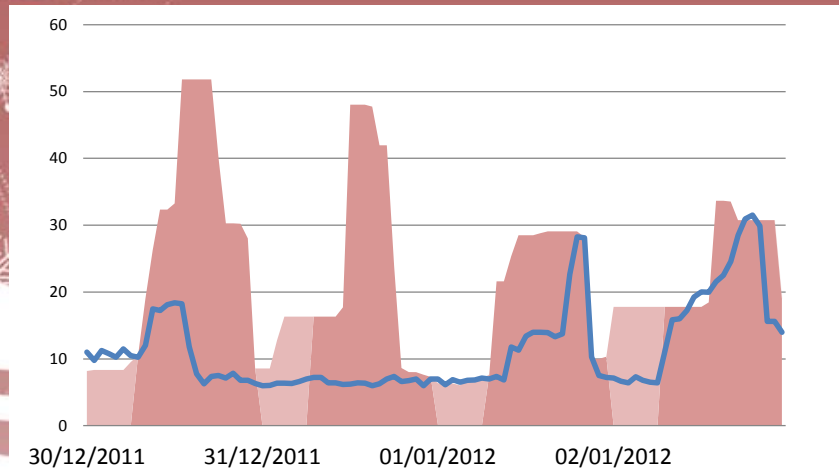
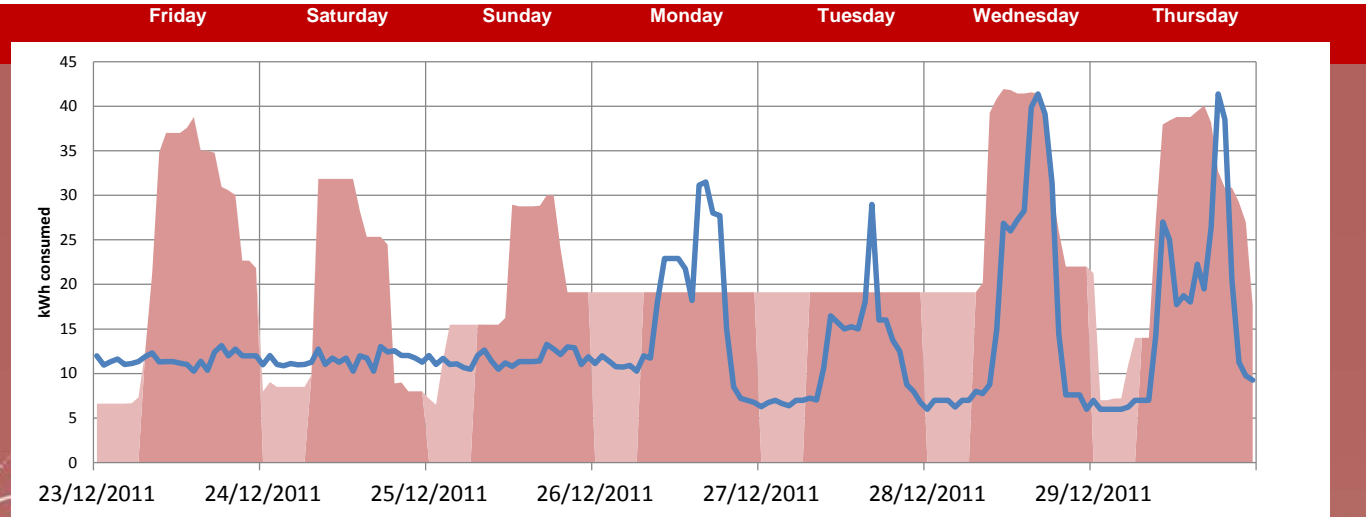
Difference	£197.02	kWh
------------	---------	-----

Overall Difference	73%
--------------------	-----



Christmas Consumption

■ 2010/2011 ■ 2011/2012



To find out more about the Universities consumption please visit www.lboro.ac.uk/saveenergy

*All calculations based on standard rate of 0.08£/kWh and 0.00054016 TCO2

Performance Education Centre

Month

December-11



It's Better OFF
@ Christmas

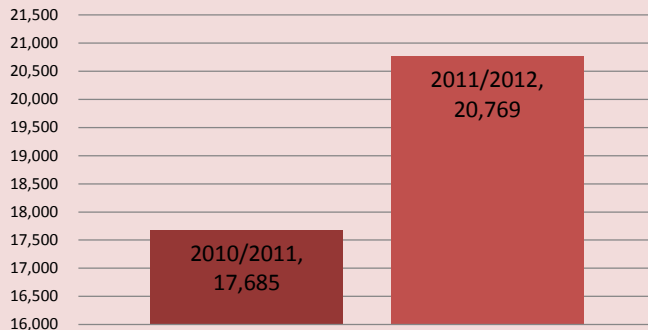
Christmas 2010/11	17,685	kWh
Christmas 2011/12	20,769	kWh

Difference	3,084	kWh
------------	-------	-----

Consumption Costs 10/11	£1,415	*
Consumption Costs 11/12	£1,662	*

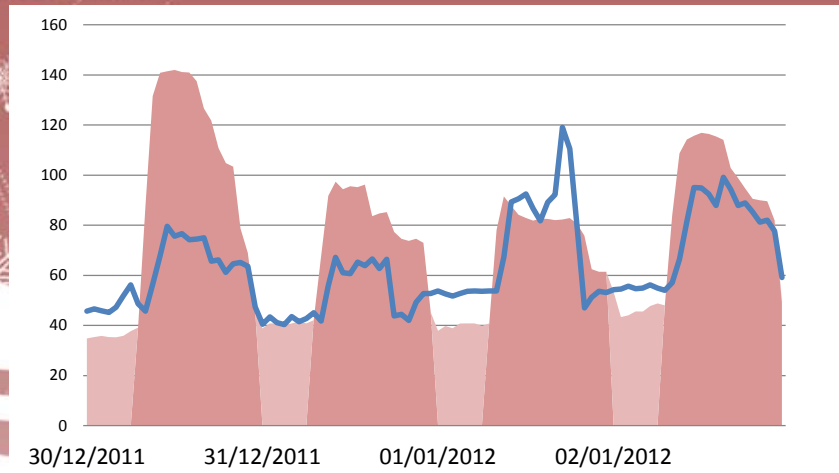
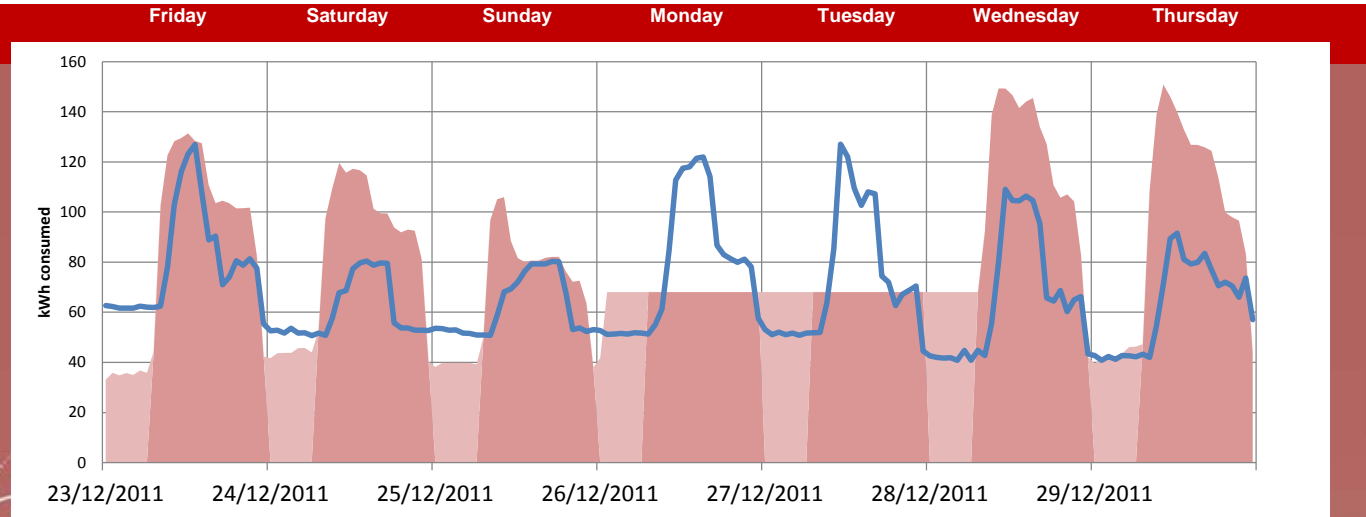
Difference	£246.72	kWh
------------	---------	-----

Overall Difference	17%	
--------------------	-----	--



Christmas Consumption

■ 2010/2011 ■ 2011/2012



To find out more about the Universities consumption please visit
www.lboro.ac.uk/saveenergy

*All calculations based on standard rate of 0.08£/kWh and 0.00054016 TCO2

Pilkington Library

Month

December-11



It's Better OFF
@ Christmas

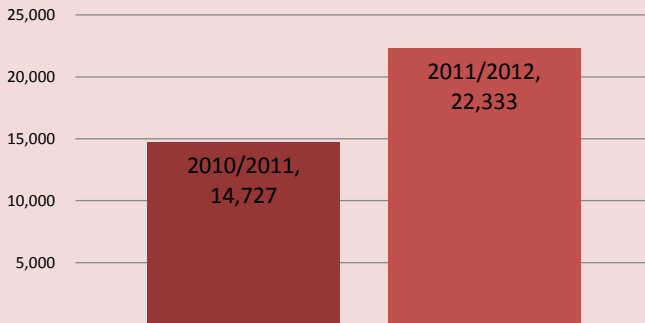
Christmas 2010/11	14,727	kWh
Christmas 2011/12	22,333	kWh

Difference	7,606	kWh
------------	-------	-----

Consumption Costs 10/11	£1,178	*
Consumption Costs 11/12	£1,787	*

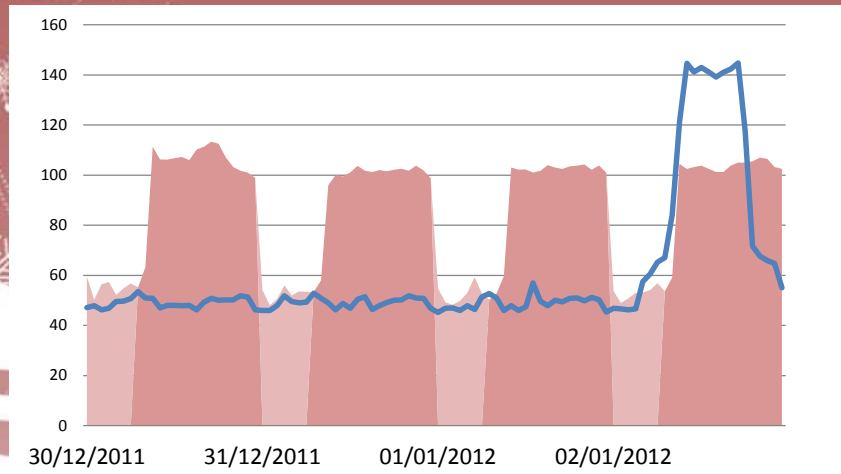
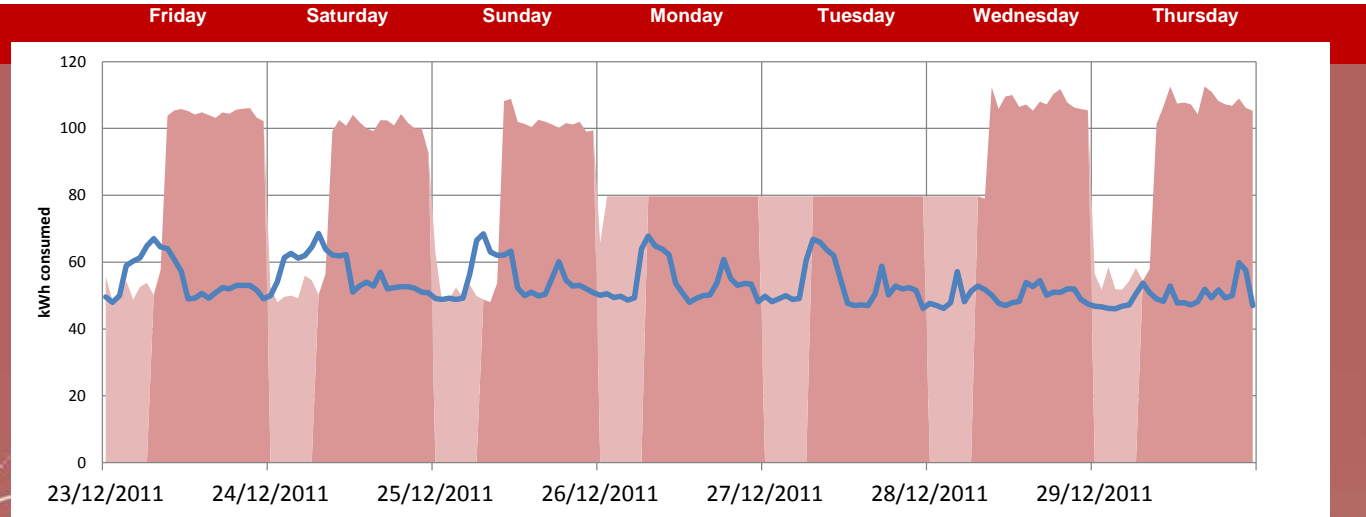
Difference	£608.48	kWh
------------	---------	-----

Overall Difference	52%
--------------------	-----



Christmas Consumption

■ 2010/2011 ■ 2011/2012

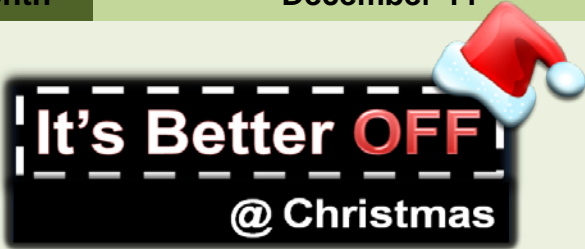


To find out more about the Universities consumption please visit www.lboro.ac.uk/saveenergy

*All calculations based on standard rate of 0.08£/kWh and 0.00054016 TCO2

Schofield (Excl Math)

Month **December-11**



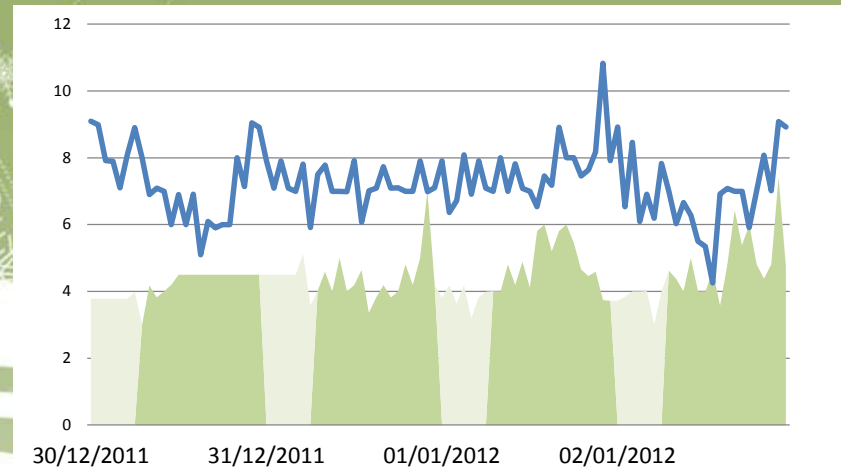
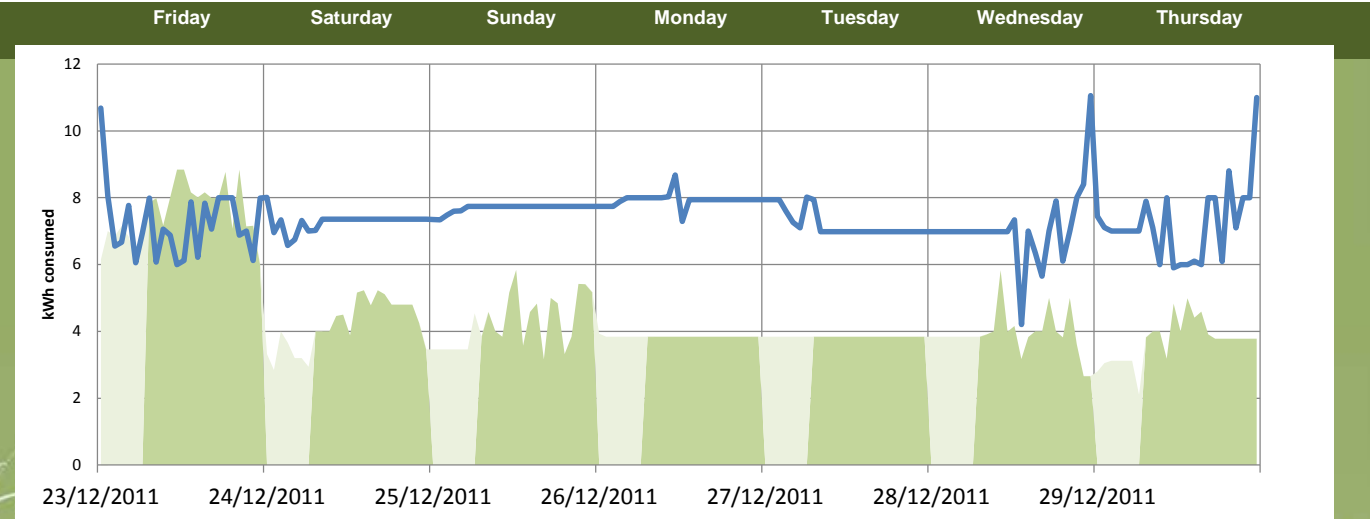
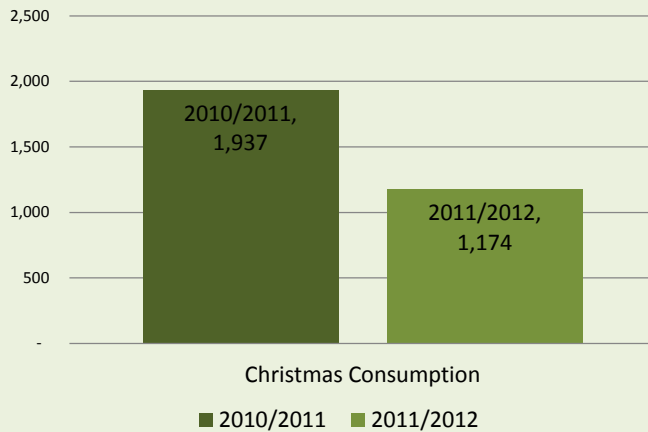
Christmas 2010/11	1,937	kWh
Christmas 2011/12	1,174	kWh

Difference	-763	kWh
------------	-------------	-----

Consumption Costs 10/11	£155	*
Consumption Costs 11/12	£94	*

Difference	-£61.02	kWh
------------	----------------	-----

Overall Difference	-39%
--------------------	-------------



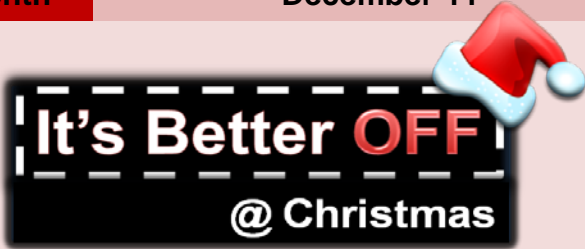
To find out more about the Universities consumption please visit www.lboro.ac.uk/saveenergy

*All calculations based on standard rate of 0.08£/kWh and 0.00054016 TCO2

Schofield Maths CETL

Month

December-11



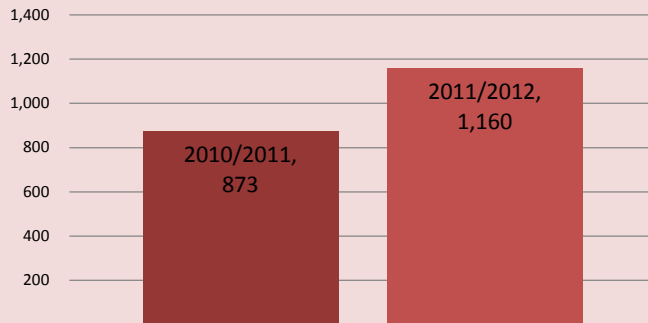
Christmas 2010/11	873	kWh
Christmas 2011/12	1,160	kWh

Difference	287	kWh
------------	-----	-----

Consumption Costs 10/11	£70	*
Consumption Costs 11/12	£93	*

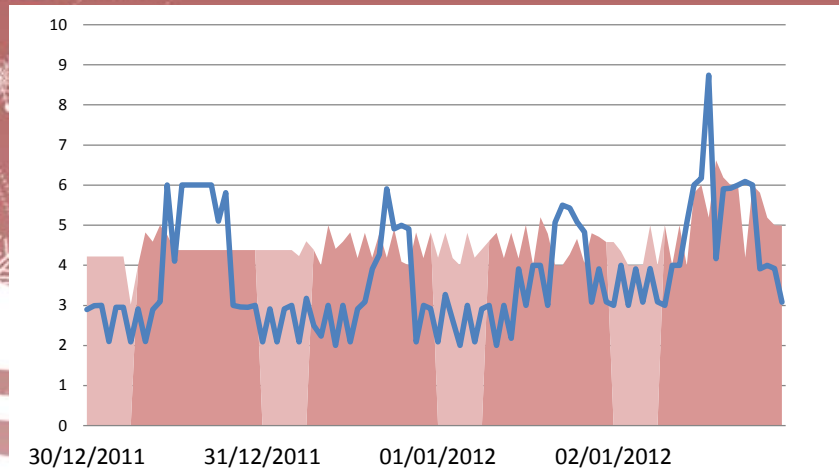
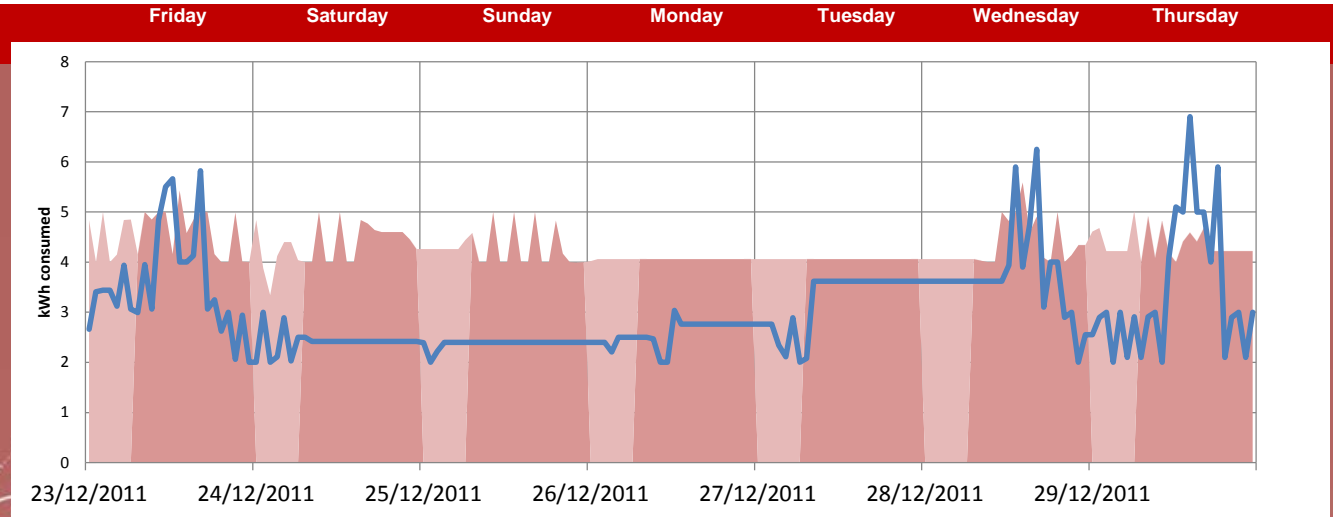
Difference	£22.93	kWh
------------	--------	-----

Overall Difference	33%
--------------------	-----



Christmas Consumption

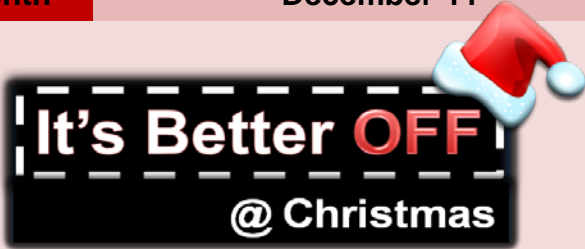
■ 2010/2011 ■ 2011/2012



To find out more about the Universities consumption please visit www.lboro.ac.uk/saveenergy

*All calculations based on standard rate of 0.08£/kWh and 0.00054016 TCO2

Month **December-11**



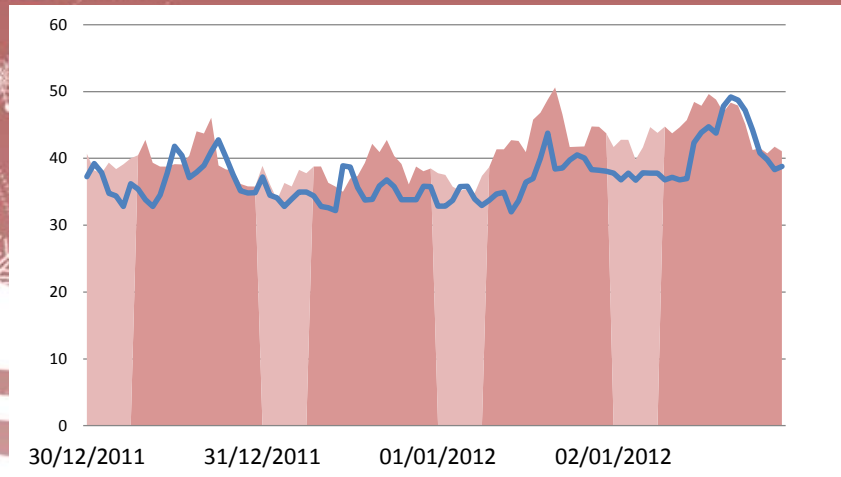
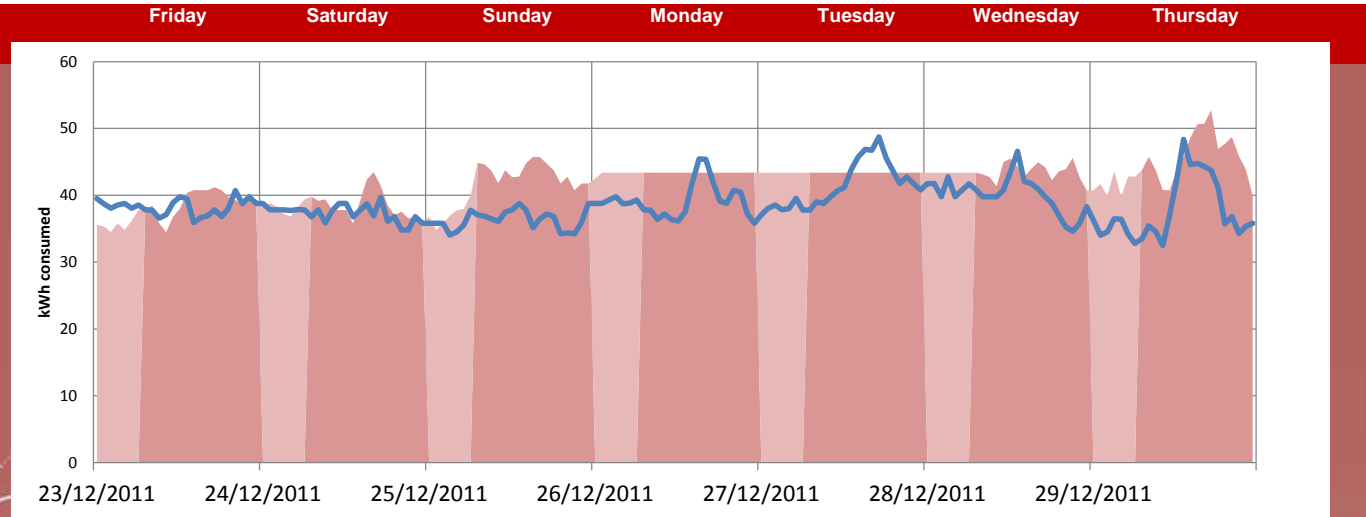
Christmas 2010/11	10,068	kWh
Christmas 2011/12	10,955	kWh

Difference	887	kWh
------------	------------	-----

Consumption Costs 10/11	£805	*
Consumption Costs 11/12	£876	*

Difference	£70.94	kWh
------------	---------------	-----

Overall Difference	9%	
--------------------	-----------	--

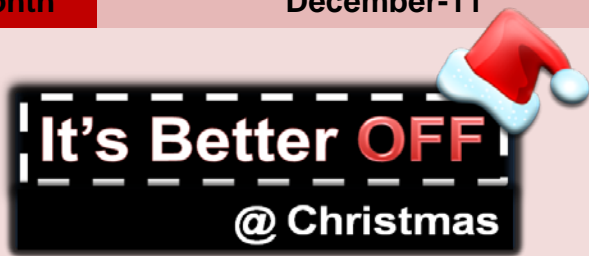


To find out more about the Universities consumption please visit www.lboro.ac.uk/saveenergy

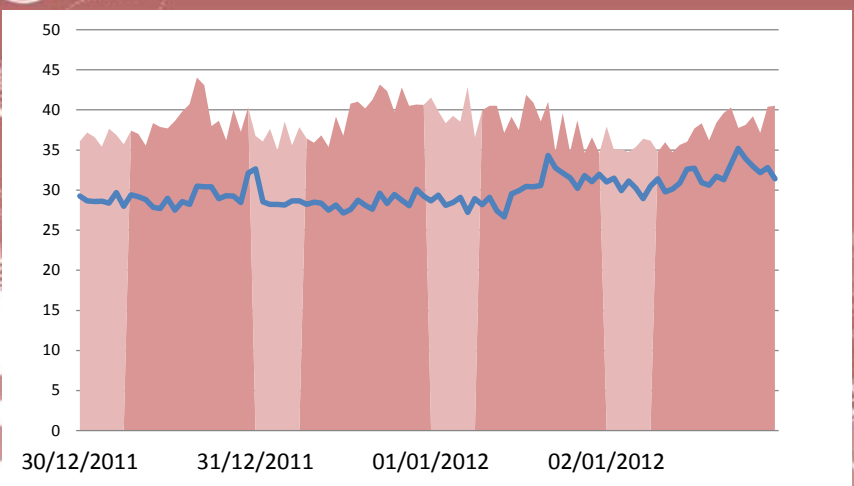
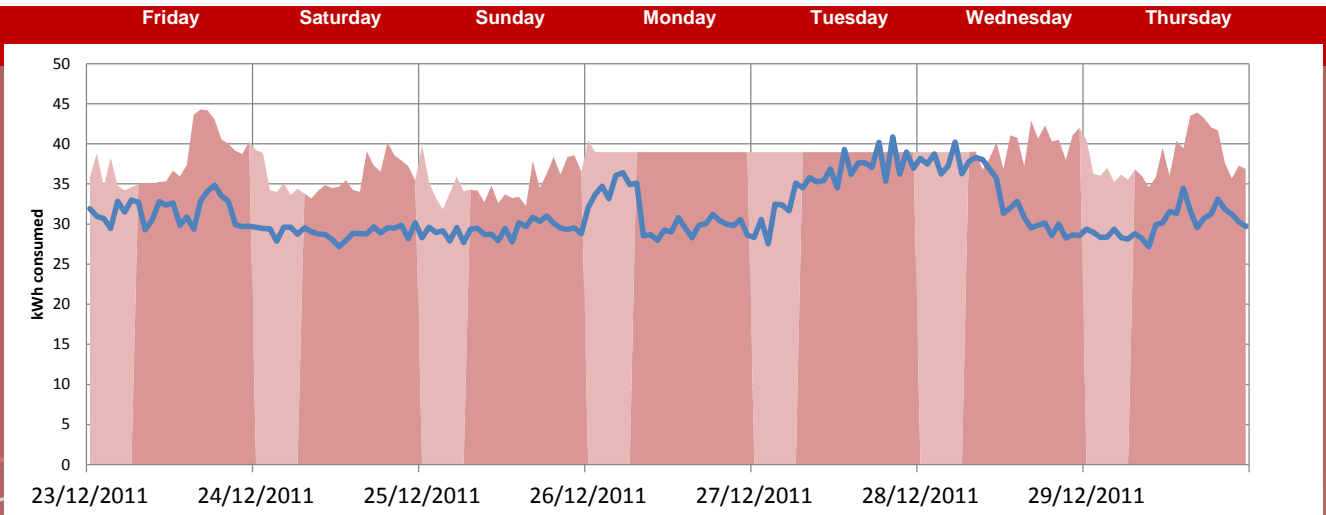
*All calculations based on standard rate of 0.08£/kWh and 0.00054016 TCO2

Sir David Davies (Eng/Physics bldg)Physics

Month **December-11**



Christmas 2010/11	8,143	kWh
Christmas 2011/12	10,018	kWh
Difference	1,875	kWh
Consumption Costs 10/11	£651	*
Consumption Costs 11/12	£801	*
Difference	£150.00	kWh
Overall Difference	23%	



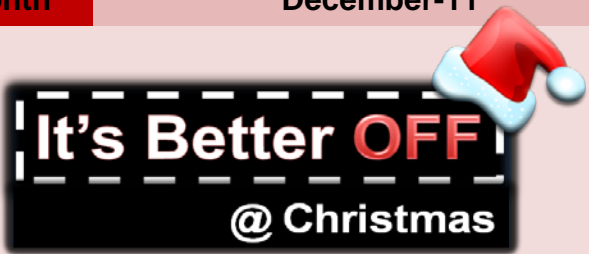
To find out more about the Universities consumption please visit www.lboro.ac.uk/saveenergy

*All calculations based on standard rate of 0.08£/kWh and 0.00054016 TCO2

Sir John Beckwith

Month

December-11



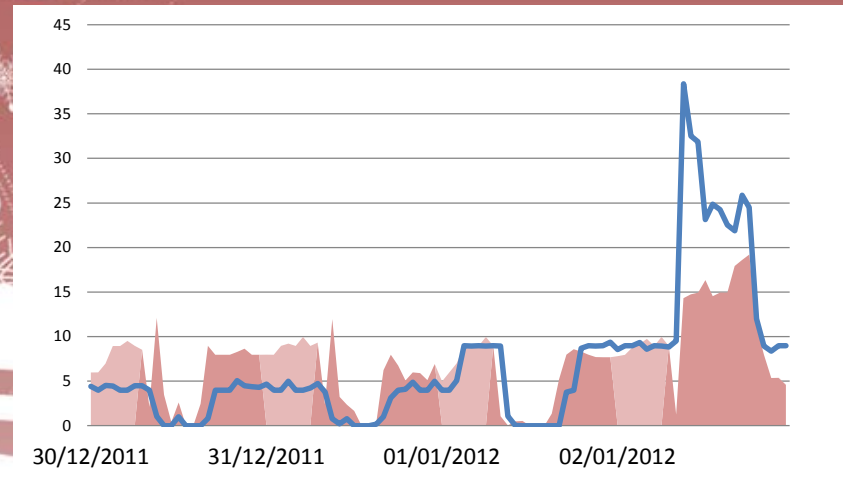
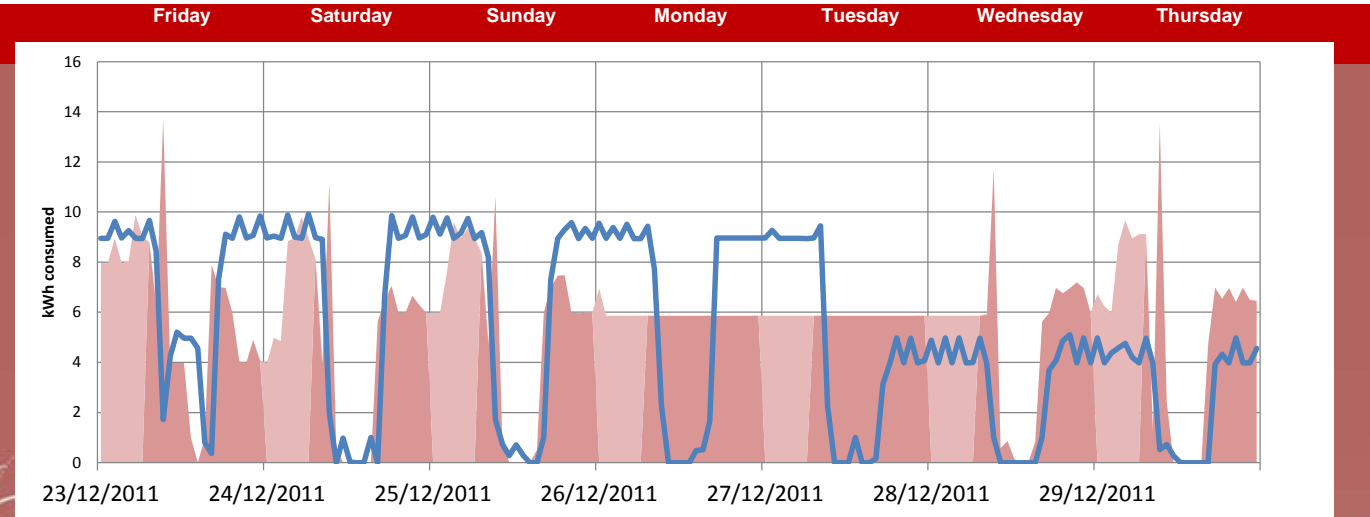
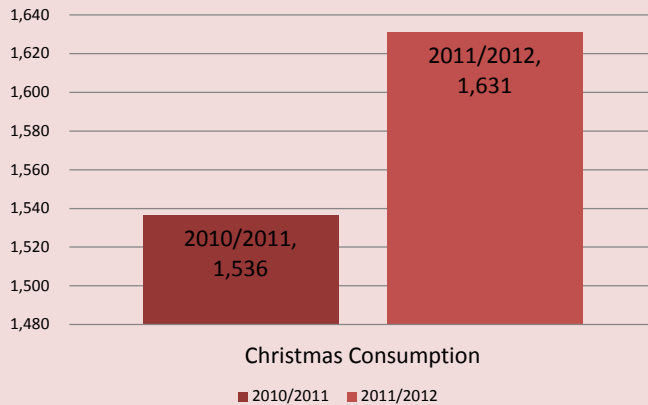
Christmas 2010/11	1,536	kWh
Christmas 2011/12	1,631	kWh

Difference	95	kWh
------------	----	-----

Consumption Costs 10/11	£123	*
Consumption Costs 11/12	£130	*

Difference	£7.58	kWh
------------	-------	-----

Overall Difference	6%
--------------------	----



To find out more about the Universities consumption please visit www.lboro.ac.uk/saveenergy

*All calculations based on standard rate of 0.08£/kWh and 0.00054016 TCO2

Stewart Mason

Month

December-11



It's Better OFF
@ Christmas

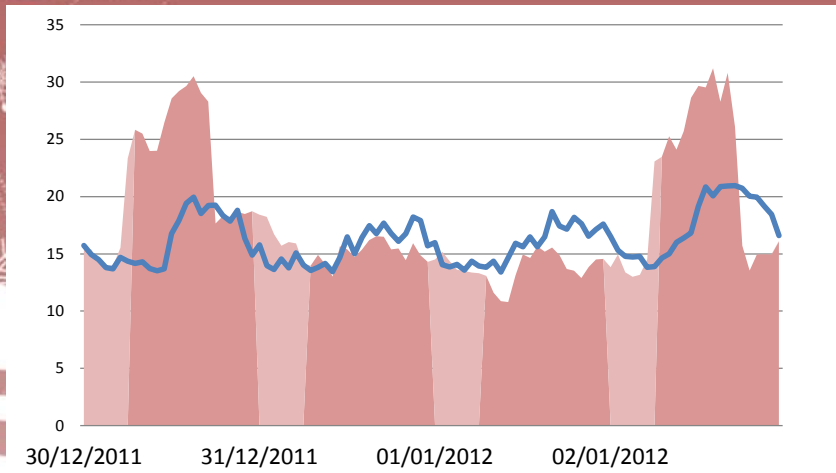
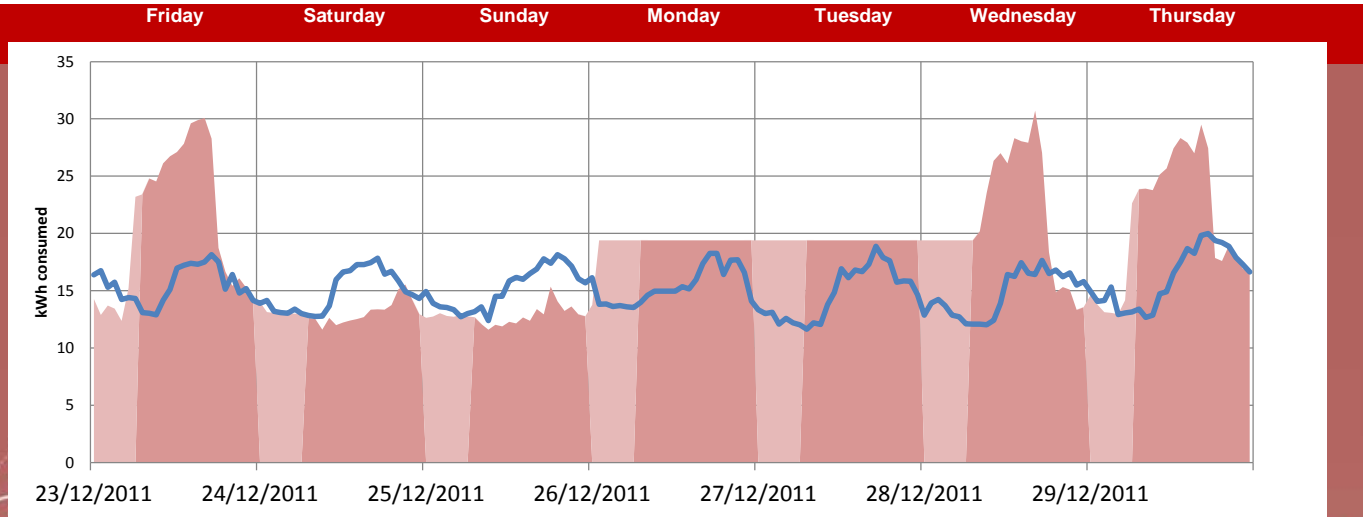
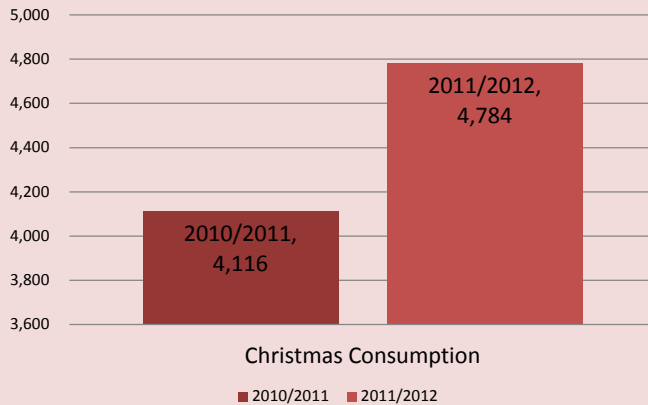
Christmas 2010/11	4,116	kWh
Christmas 2011/12	4,784	kWh

Difference	668	kWh
------------	------------	-----

Consumption Costs 10/11	£329	*
Consumption Costs 11/12	£383	*

Difference	£53.47	kWh
------------	---------------	-----

Overall Difference	16%	
--------------------	------------	--

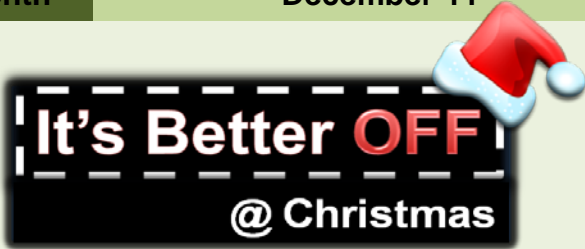


To find out more about the Universities consumption please visit
www.lboro.ac.uk/saveenergy

*All calculations based on standard rate of 0.08£/kWh and 0.00054016 TCO2

AAE Building (Stewart Miller)

Month **December-11**



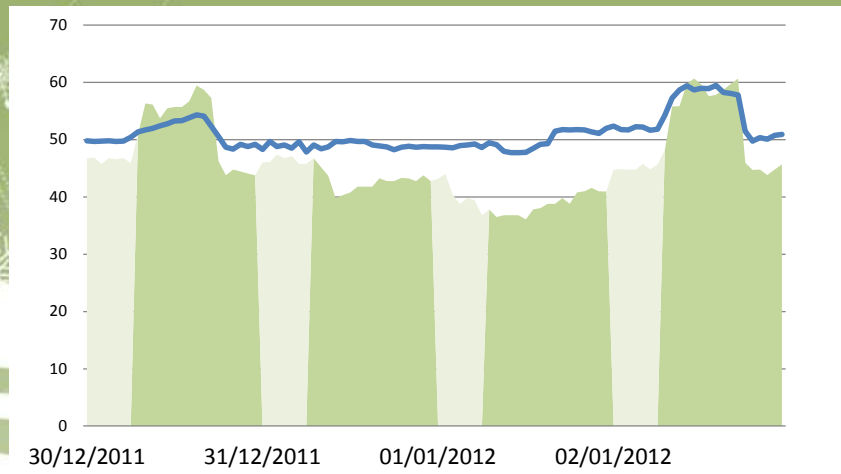
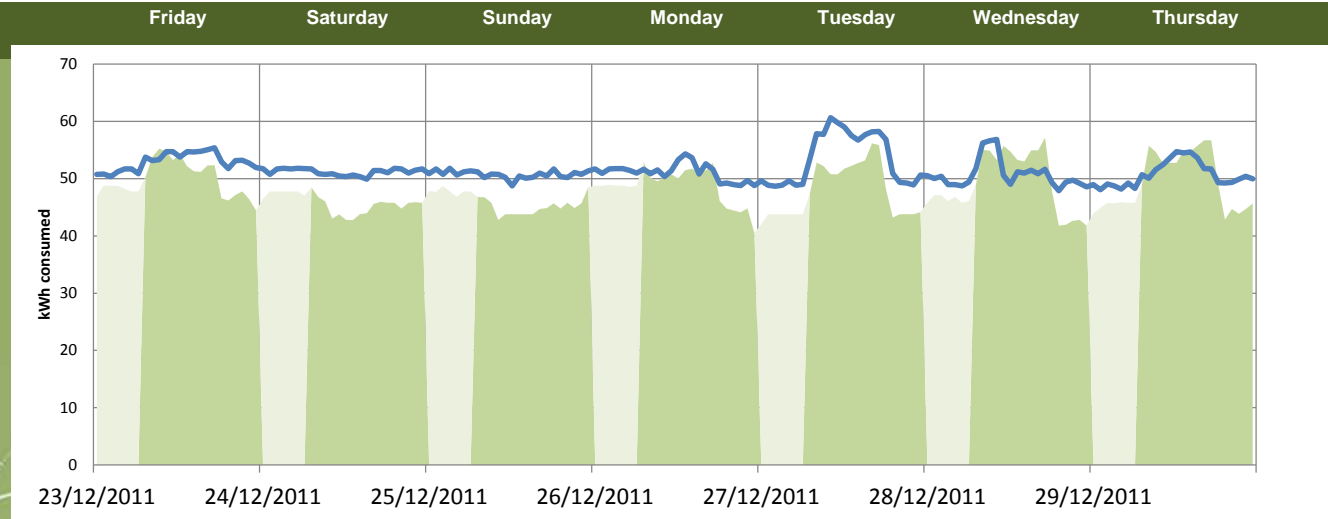
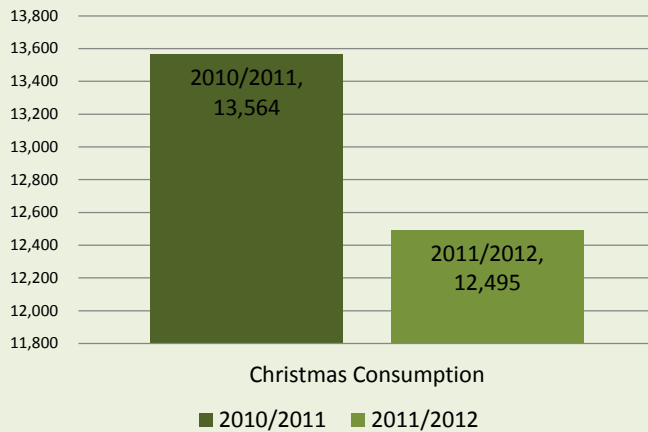
Christmas 2010/11	13,564	kWh
Christmas 2011/12	12,495	kWh

Difference	-1,070	kWh
------------	---------------	-----

Consumption Costs 10/11	£1,085	*
Consumption Costs 11/12	£1,000	*

Difference	-£85.58	kWh
------------	----------------	-----

Overall Difference	-8%	
--------------------	------------	--



To find out more about the Universities consumption please visit www.lboro.ac.uk/saveenergy

*All calculations based on standard rate of 0.08£/kWh and 0.00054016 TCO2

Swimming Pool

Month

December-11



It's Better OFF
@ Christmas

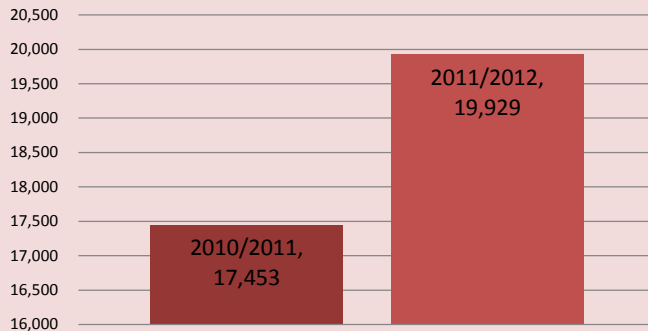
Christmas 2010/11	17,453	kWh
Christmas 2011/12	19,929	kWh

Difference	2,476	kWh
------------	-------	-----

Consumption Costs 10/11	£1,396	*
Consumption Costs 11/12	£1,594	*

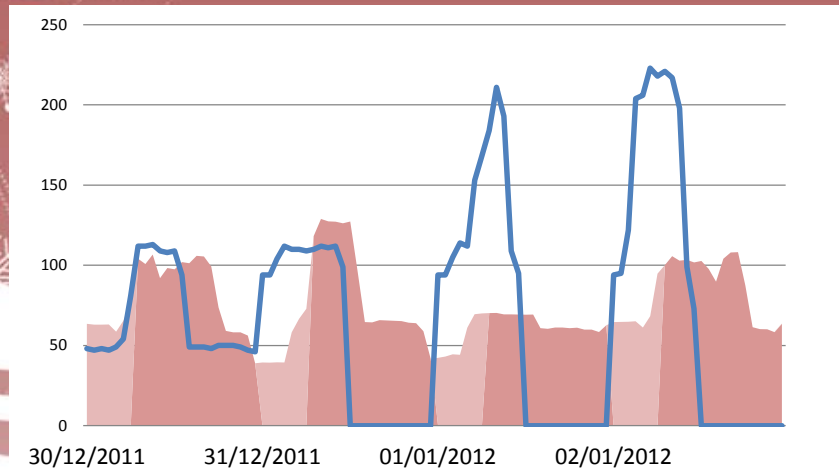
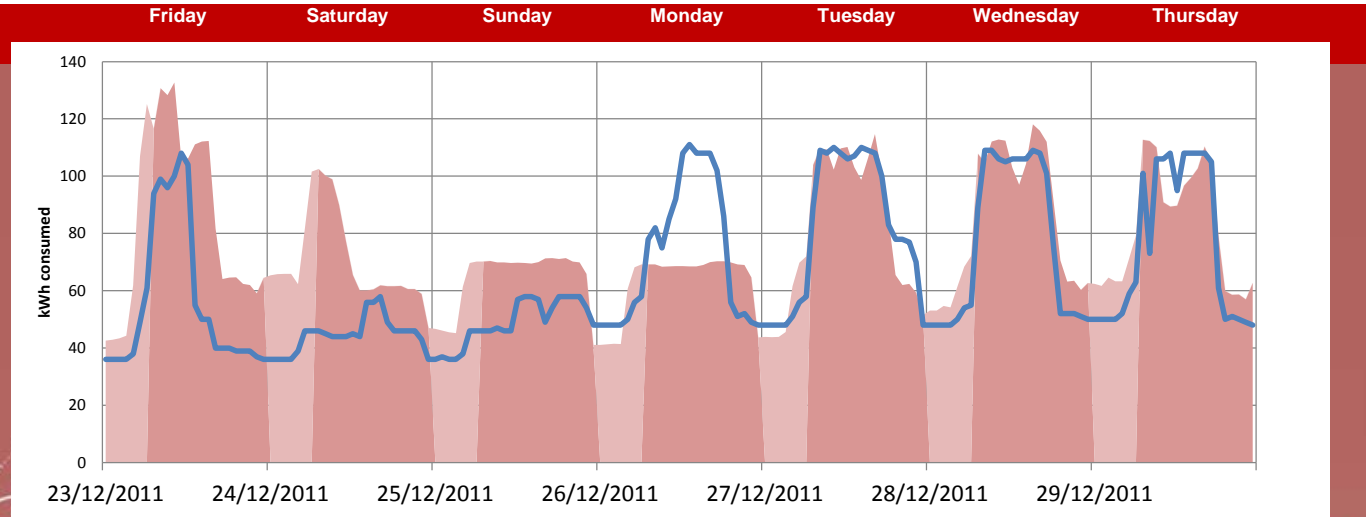
Difference	£198.11	kWh
------------	---------	-----

Overall Difference	14%
--------------------	-----



Christmas Consumption

■ 2010/2011 ■ 2011/2012



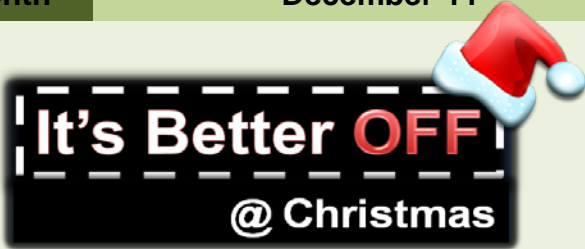
To find out more about the Universities consumption please visit www.lboro.ac.uk/saveenergy

*All calculations based on standard rate of 0.08£/kWh and 0.00054016 TCO2

Wavy Top

Month

December-11



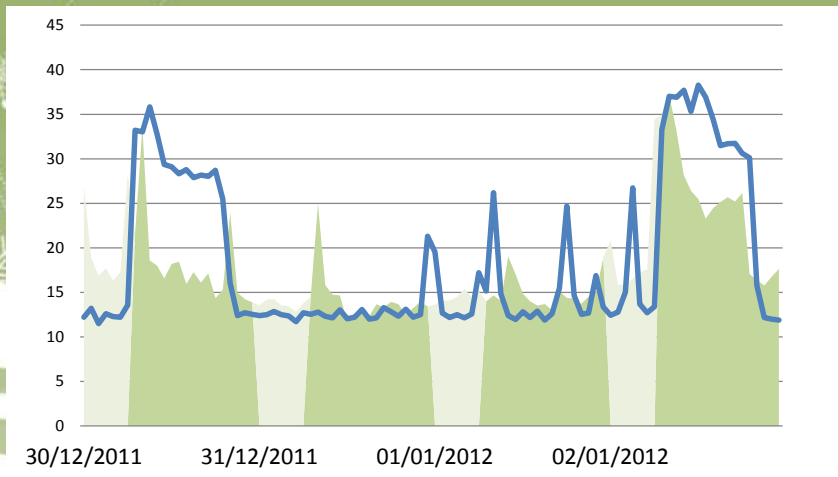
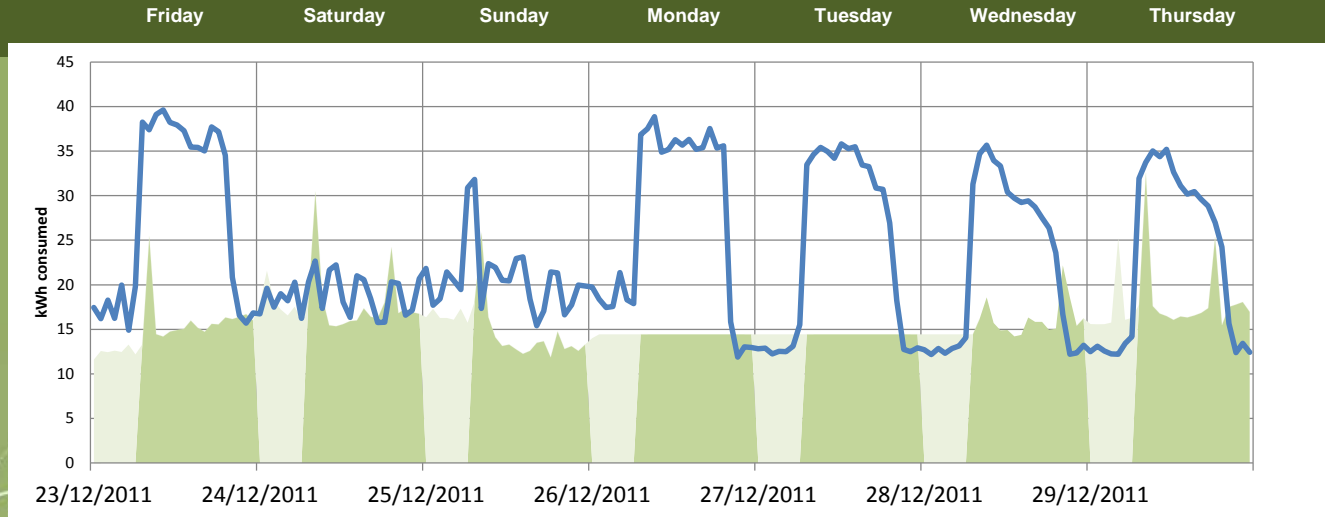
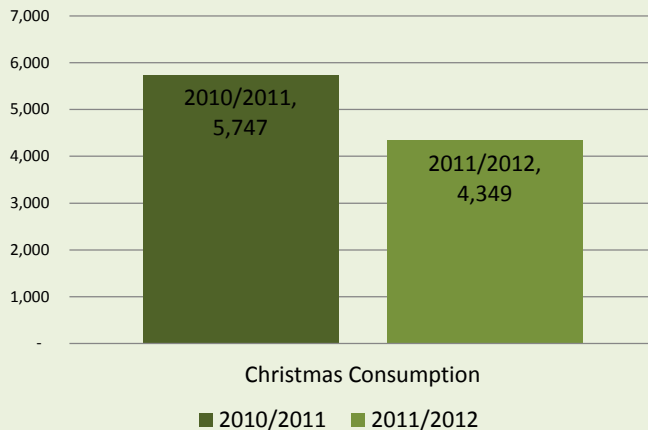
Christmas 2010/11	5,747	kWh
Christmas 2011/12	4,349	kWh

Difference	-1,398	kWh
------------	--------	-----

Consumption Costs 10/11	£460	*
Consumption Costs 11/12	£348	*

Difference	-£111.87	kWh
------------	----------	-----

Overall Difference	-24%
--------------------	------



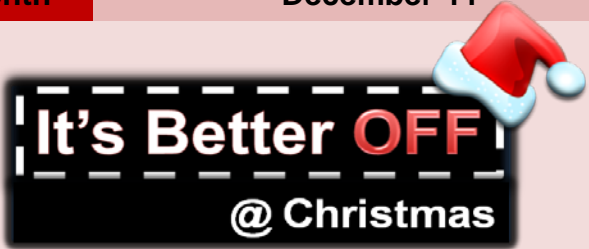
To find out more about the Universities consumption please visit www.lboro.ac.uk/saveenergy

*All calculations based on standard rate of 0.08£/kWh and 0.00054016 TCO2

Wolfson Building

Month

December-11



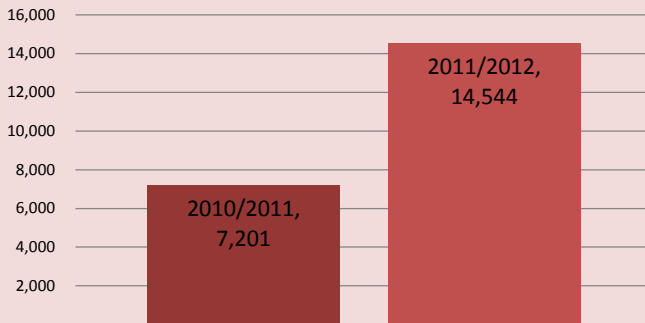
Christmas 2010/11	7,201	kWh
Christmas 2011/12	14,544	kWh

Difference	7,343	kWh
------------	--------------	-----

Consumption Costs 10/11	£576	*
Consumption Costs 11/12	£1,163	*

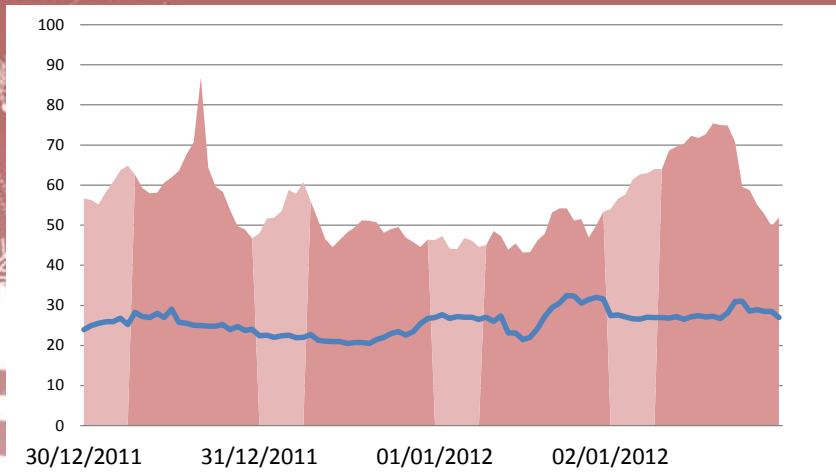
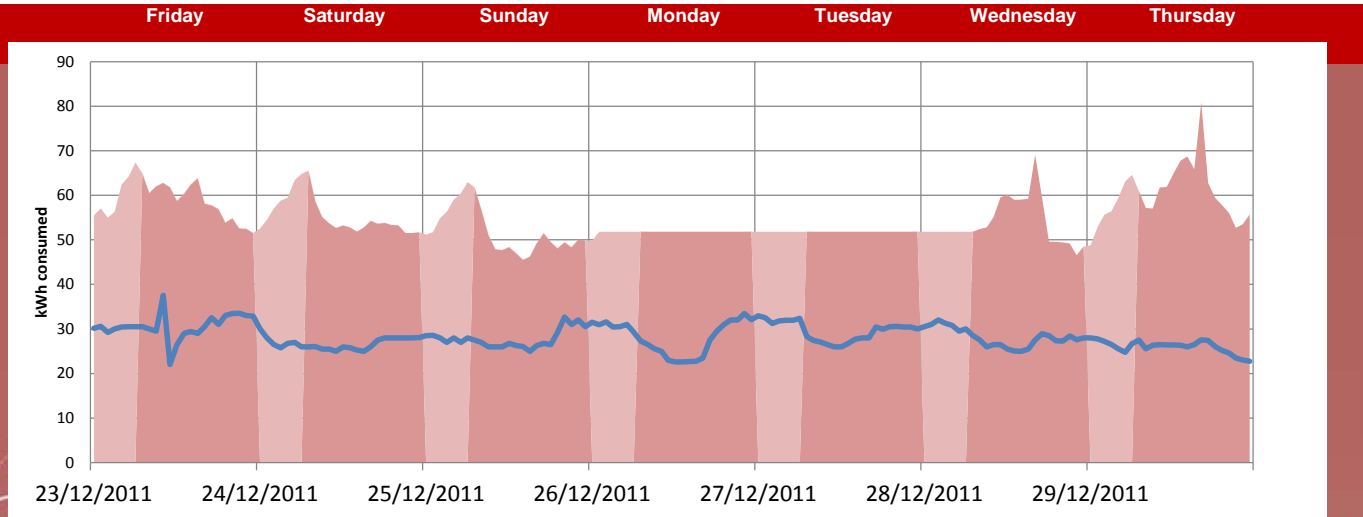
Difference	£587.41	kWh
------------	----------------	-----

Overall Difference	102%	
--------------------	-------------	--



Christmas Consumption

■ 2010/2011 ■ 2011/2012



To find out more about the Universities consumption please visit www.lboro.ac.uk/saveenergy

*All calculations based on standard rate of 0.08£/kWh and 0.00054016 TCO2