



ccfcs

cost calculator for children's services

About the CCfCS

- A research-based software tool
- Enables social care agencies to cost the care provided for looked after children
- Costs include placements together with all the social care support activity
- Accurate costs facilitate comparisons between the relative values of different types of care
- Relates costs to children's needs
- Analyses costs by outcomes
- Easier to estimate the potential benefits of introducing a range of alternative care packages

Importing data

- Child, Placement and Date details can be imported from your external files
- Specify what data you have using the flexible Import Setup form

Setup/Validate Child & Placement Import Data

Group	Field	Description	Required?	Field Name	File Location
Child	Child	Unique ID	<input checked="" type="checkbox"/>	CRN	importmain.xls
Child	UPN	Unique Pupil Number (LAC)	<input type="checkbox"/>		
Child	DateBirth	Date of Birth	<input checked="" type="checkbox"/>	DOB	ImportMain.xls
Child	FirstName		<input type="checkbox"/>	Firstname	ImportMain.xls
Child	Surname		<input type="checkbox"/>	Surname	ImportMain.xls
Child	Gender		<input type="checkbox"/>	Gender	ImportMain.xls
Child	Disabilities		<input type="checkbox"/>		
Child	EBD	Emotional/Behavioural Difficulties	<input type="checkbox"/>	EBD	importmain.xls
Child	Ethnic	Ethnic Origin	<input type="checkbox"/>	EO	ImportMain.xls

Field names - fixed values

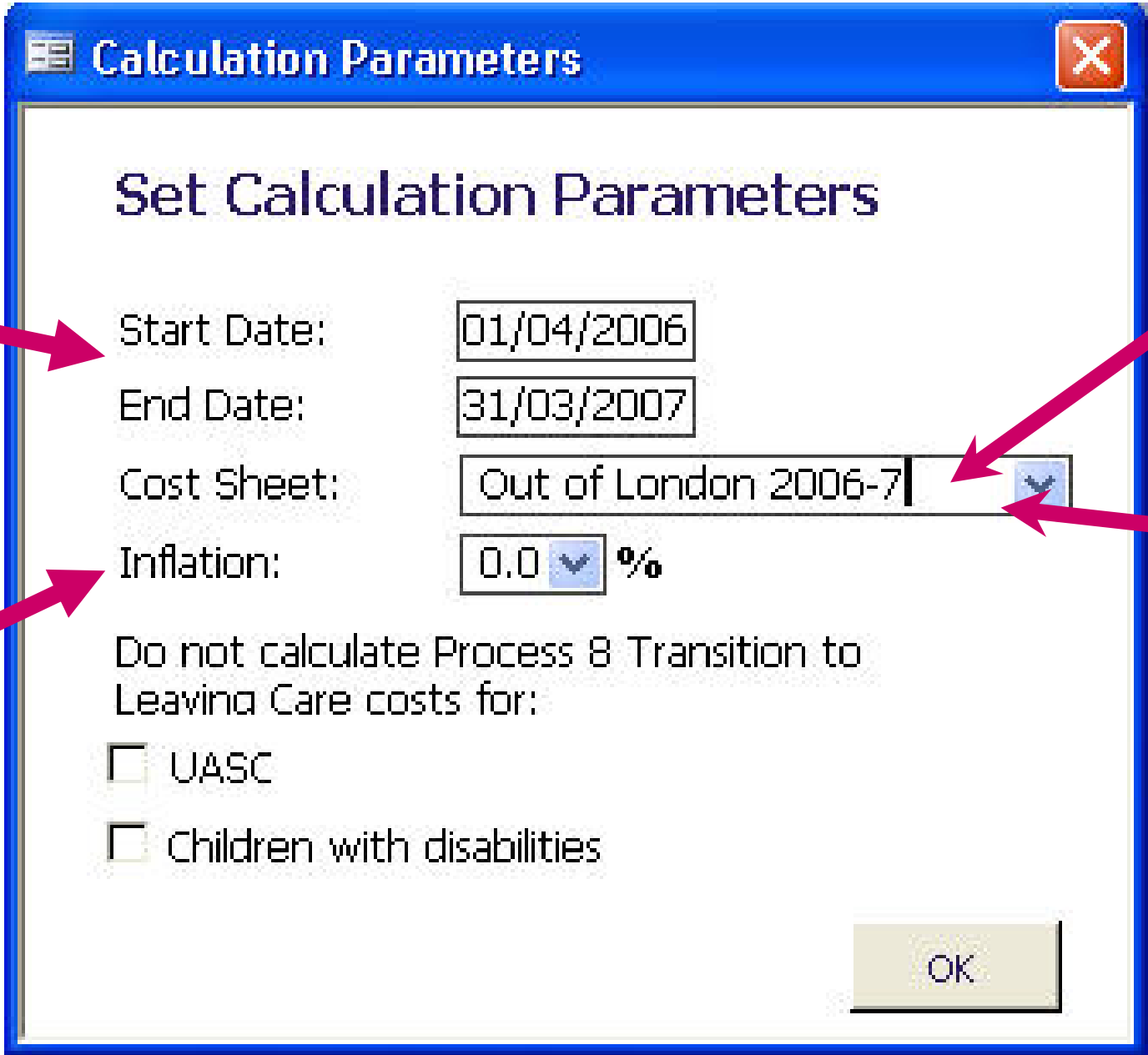
Enter the corresponding names of the fields in your data and the location of your files

Specify the coding, or format, of your data

Gender	ImportMain.xls	Male	Female	Male	Female
		True	False	True	False
EBD	importmain.xls	True	False	True	False

User choice

- Specify parameters of your calculations before running reports



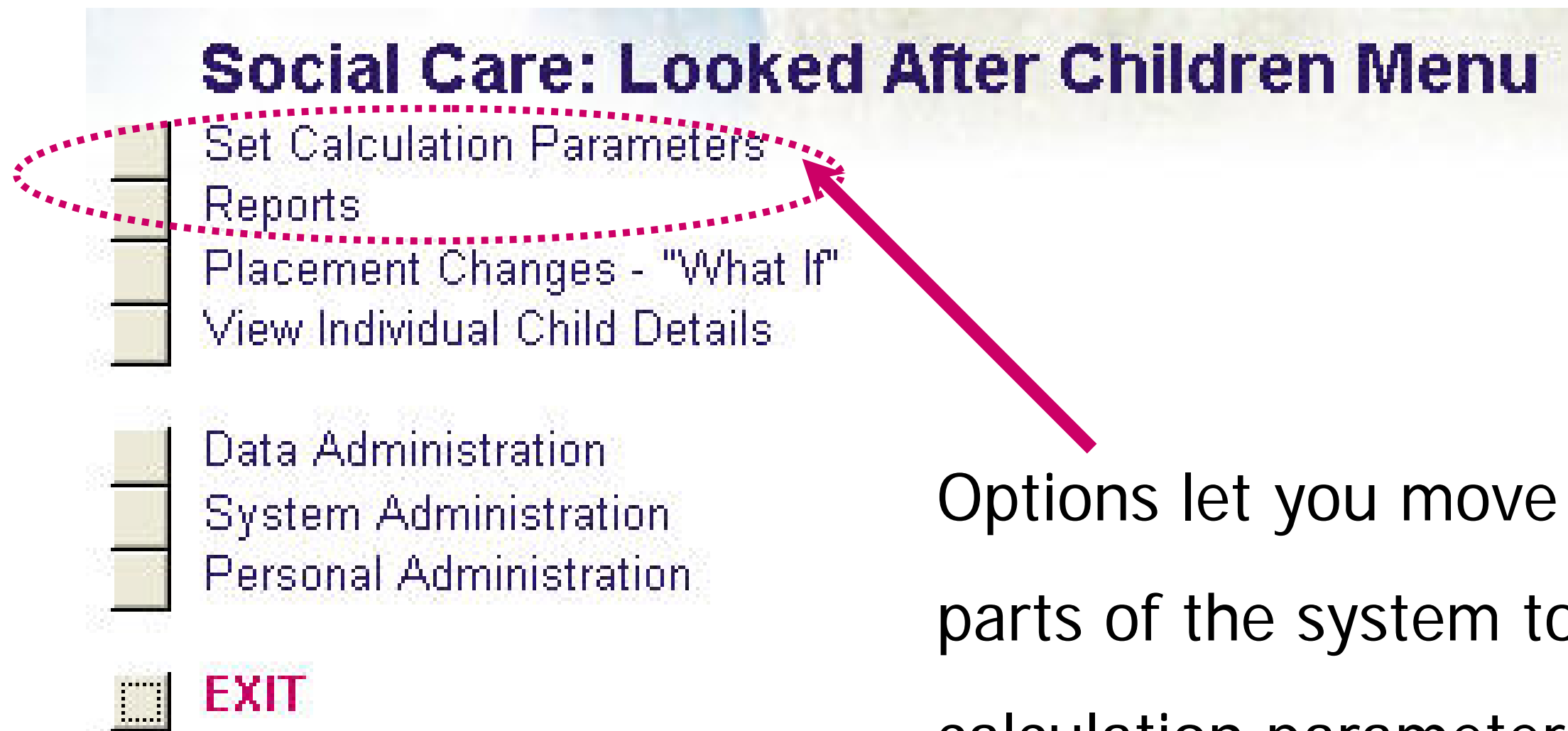
The screenshot shows a dialog box titled "Calculation Parameters" with the subtitle "Set Calculation Parameters". It contains the following fields and options:

- Start Date: 01/04/2006
- End Date: 31/03/2007
- Cost Sheet: Out of London 2006-7 (selected from a dropdown menu)
- Inflation: 0.0 % (selected from a dropdown menu)
- Do not calculate Process 8 Transition to Leaving Care costs for:
 - UASC
 - Children with disabilities
- OK button

Annotations with arrows point to the following elements:

- "Choose dates for your calculation" points to the Start Date and End Date fields.
- "Set the inflation rate" points to the Inflation dropdown menu.
- "Select the unit costs you wish to use" points to the Cost Sheet dropdown menu.
- "Choose from 'Out of London' or 'London' cost tables - it is possible to customise your own cost tables and select them here" points to the Cost Sheet dropdown menu.

Select from menus



Options let you move to other parts of the system to set calculation parameters or obtain reports

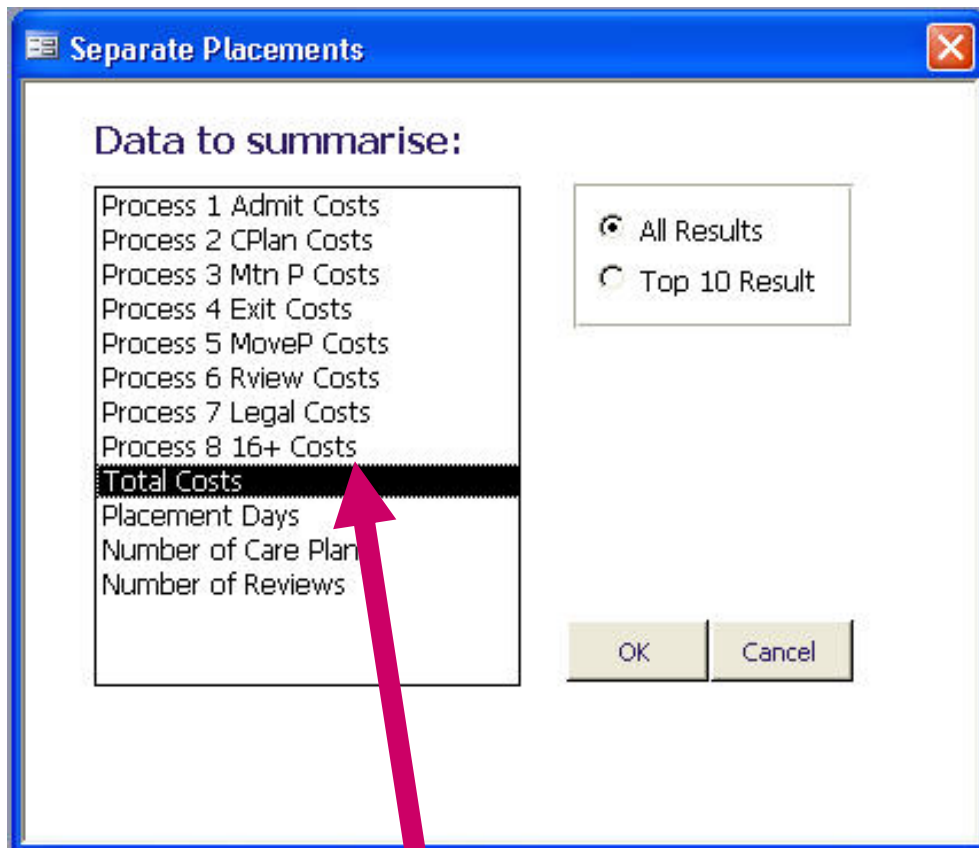
Reports

- The Cost Calculator links the characteristics of children and their placements to unit costs in order to produce analyses
- Select the report you require from the menu system
- Reports open in Excel



Separate placements

- This report displays the placement costs and details for all children or for a selected group



Choose the summary table you wish to see

Summary of Total Costs

From 01/04/2006 to 31/03/2007 Out of London 2006-7

Gender	(All)	▼
Ethnicity Group	(All)	▼
Time Looked After	(All)	▼
Age at start of Calc period	(All)	▼
EBD?	(All)	▼
Disabilities?	Yes	←
Offender?	(All)	▼
UASC?	(All)	▼
Area Office	(All)	▼
Social Care Team	(All)	▼
Placement Type	Foster care	←
Placement Name (Actual)	(All)	▼
Provider Type	(All)	▼
Provider Name (Actual)	(All)	▼
Local Authority Area?	(All)	▼
Support Placement?	(All)	▼
Three plus Placements in Yr?	(All)	▼
Excluded from School?	(All)	▼
SEN Statement?	(All)	▼
Sat GCSE?	(All)	▼
GCSEs A to G	(All)	▼
GCSEs A to C	(All)	▼
Activity Post 16	(All)	▼

Click on one of more arrows to select the categories to be shown in the table

This report shows only those children with disabilities in foster placements

4 Children in the table

Total Costs	PINo		Grand Total
Child	1	3	
01205	£1,396		£1,396
01225	£5,493		£5,493
01555	£60,805		£60,805
19258	£54,241	£8,086	£62,327

Costs by needs group

- Summarises the costs of placements of all children in different needs groups

Different needs groups:

- None
- Emotional or behavioural difficulties
- Disabilities
- Offending
- Unaccompanied asylum-seeking child
- Combinations of these

Analysis of Costs by Needs Group
From 01/04/2006 to 31/03/2007 Out of London 2006-7

Needs	Number of Children	% of Total Children	Total Cost	% of Total Cost	Total Weeks	Average Cost per Week	Average Cost as % of Overall Average Cost	Weeks per Child
00: None	11	18%	£258,229	6%	457.3	£565	33%	41.6
01: Disabilities only	5	8%	£246,239	5%	179.6	£1,371	80%	35.9
02: EBD only	9	15%	£520,784	12%	453.0	£1,150	67%	50.3
03: UASC only	3	5%	£64,560	1%	119.6	£540	32%	39.9
04: Offender only	5	8%	£406,533	9%	260.7	£1,559	91%	52.1
05: Disabilities+EBD	4	7%	£321,895	7%	170.0	£1,893	111%	42.5
06: Disabilities+UASC	1	2%	£122,494	3%	52.1	£949	56%	52.1
07: Disabilities+Offender	2	3%	£98,989	2%	104.3	£902	138%	52.1
08: EBD+UASC	9	15%	£47,048	1%	77.7	£3,099	53%	52.1
09: EBD+Offender	2	3%	£961,945	21%	52.1	£1,575	182%	52.1
10: UASC+Offender	1	2%	£122,433	3%	201.9	£1,286	92%	34.5
11: Disab+EBD+UASC	4	7%	£67,048	1%	52.1	£3,742	75%	38.9
12: Disab+EBD+Offender	1	2%	£755,338	17%	52.1	£3,511	219%	52.1
13: Disab+UASC+Offender	1	2%	£183,088	4%	52.1	£2,356	206%	50.5
14: EBD+UASC+Offender	4	7%	£122,871	3%	52.1	£4,197	138%	52.1
15: Disab+EBD+UASC+Offender	1	2%	£218,860	5%	52.1		246%	52.1
All Needs Groups	60	100%	£4,518,352	100%	2647.3	£1,707		44.1

Individual child & placement number

- This report shows detailed cost calculations for each placement

Includes costs for each of 8 social work processes:

- Decide child needs to be looked after,
- find placement
- Care planning
- Maintaining the placement
- Leaving care/accommodation
- Finding subsequent placement
- Review
- Legal interventions
- Transition to leaving care services

Cost Calculation for Child:		ID:	18337	Placement:	1
calculation period:		from:	01/04/2006	to:	31/03/2007
Placement continues after calculation period		Agency	In LA Area	Age at start of:	
Residential		Paulownia	Male	selected placement	11
Ruby		Disabilities	Offender	calculation period	13
A: White		EBD	Yot support		
Mental health support		Difficult to Place	07/08/2001		
12: Disab+EE+Offender		Care Order Date	457.4		
C2 Care Order - Full Care Order to age 18		Weeks from care order to age 18	0		
Process No	Process	Unit Cost	No of Times/ Days Incurred	Subtotal Cost	Process Cost
1	Decide to Look After & Place of which: Basic Conditional extra	£1,346.77 £772.82 £573.95	0	-	-
2	Care Planning of which: Basic Conditional extra plus if YOT	£60.11 £119.89 (£59.78) £23.92	1 0	£60.11	£60.11

What if? Analysis

- Allows you to make hypothetical changes to placement types

- Compare 'before' and 'after' reports to study

the impact of these changes on costs

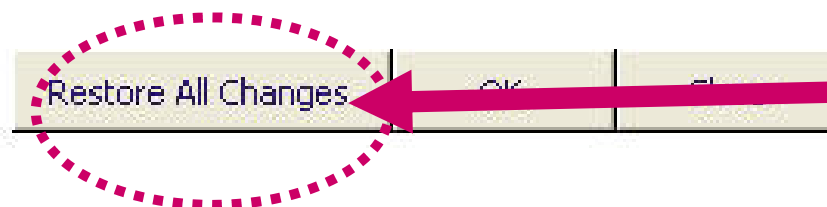
Placement types selected in the left hand box are changed to the placement type in the right hand box

Select placement type(s) to change
(hold Ctrl if more than 1)

Choose ONE type to which all selected types will be changed

Description	Provider	PlacementNames	Description	Provider	PlacementNames
Adoption in LA	(Default)	(Default)	Adoption in LA	(Default)	(Default)
Adoption out LA	(Default)	(Default)	Adoption out LA	(Default)	(Default)
Agency Foster Care in LA	(Default)	(Default)	Agency Foster Care in LA	(Default)	(Default)
Agency Foster Care out LA	(Default)	(Default)	Agency Foster Care out LA	(Default)	(Default)
LA Foster Care in LA	(Default)	(Default)	LA Foster Care in LA	(Default)	(Default)
LA Foster Care out LA	(Default)	(Default)	LA Foster Care out LA	(Default)	(Default)
Hospital in LA	(Default)	(Default)	Hospital in LA	(Default)	(Default)
Hospital out LA	(Default)	(Default)	Hospital out LA	(Default)	(Default)
Agency Independence in LA	(Default)	(Default)	Agency Independence in LA	(Default)	(Default)
Agency Independence out LA	(Default)	(Default)	Agency Independence out LA	(Default)	(Default)
LA Independence in LA	(Default)	(Default)	LA Independence in LA	(Default)	(Default)
LA Independence out LA	(Default)	(Default)	LA Independence out LA	(Default)	(Default)
Kinship Care in LA	(Default)	(Default)	Kinship Care in LA	(Default)	(Default)
Kinship Care out LA	(Default)	(Default)	Kinship Care out LA	(Default)	(Default)
Agency Mother & Baby in LA	(Default)	(Default)	Agency Mother & Baby in LA	(Default)	(Default)

Current Changes:



Click here to undo changes and calculate with original data

Programming by Vantage Training Ltd

