















PTES 2011 - Loughborough University results









Survey overview

Number of respondents: 309
Expected number of respondents: 2820
Response rate: 11.0%
Launch date: 05 Apr 2011
Close date: 31 May 2011













Section 1: SECTION A: MOTIVATIONS












1. My main motivations for taking this postgraduate programme were:			
To enable me to progress to a higher level qualification (e.g. PhD):		n/a	118
To progress in my current career path (i.e. a professional qualification):		n/a	150
To change my current career:		n/a	43
To improve my employment prospects:		n/a	222
As a requirement to enter a particular profession:		n/a	32
To meet the requirements of my current job:		n/a	14
For personal interest:		n/a	153
Other (<i>please specify</i>):		n/a	16
- There are too many responses to display on this page and so all the responses to this question are available on a separate page.			

2. I am studying for this qualification at this particular institution because of:			
The overall reputation of the institution:		n/a	169
The institution's reputation in my chosen subject area:		n/a	175
The reputation of the department:		n/a	126
The location of the institution:		n/a	64
I have studied at this institution before:		n/a	71
It is the only institution offering this programme:		n/a	25

It was recommended to me:		n/a	67
My employer advised or encouraged me to do it:		n/a	12
Delivery of the programme is flexible enough to fit around my life:		n/a	45
The way the programme is assessed:		n/a	24
Funding was available to me to study this particular programme:		n/a	33
The cost of the programme compared to other institutions:		n/a	30
Graduates from this institution have good career and employment prospects:		n/a	68
Other (please specify):		n/a	12
- There are too many responses to display on this page and so all the responses to this question are available on a separate page.			







Section 2: SECTION B: QUALITY OF TEACHING AND LEARNING

3. To what extent do you agree with the following statements regarding teaching and learning on your programme?			
3.a. The teaching and learning methods are effective for this type of programme			
Definitely disagree:		1.6%	5
Mostly disagree:		4.9%	15
Neither agree nor disagree:		7.5%	23
Mostly agree:		51.9%	160
Definitely agree:		34.1%	105
Not applicable:		0.0%	0
3.b. There is sufficient contact time (face to face and/or virtual/online) between staff and students to support effective learning			
Definitely disagree:		1.3%	4
Mostly disagree:		10.1%	31
Neither agree nor disagree:		14.3%	44
Mostly agree:		41.2%	127
Definitely agree:		32.5%	100
Not applicable:		0.6%	2
3.c. I am happy with the teaching support I received from staff on my course			
Definitely disagree:		1.3%	4







Mostly disagree:		9.7%	30
Neither agree nor disagree:		10.4%	32
Mostly agree:		40.6%	125
Definitely agree:		37.7%	116
Not applicable:		0.3%	1
3.d. The course is intellectually stimulating			
Definitely disagree:		1.6%	5
Mostly disagree:		2.6%	8
Neither agree nor disagree:		11.7%	36
Mostly agree:		35.5%	109
Definitely agree:		47.9%	147
Not applicable:		0.7%	2

4. To what extent do you agree with the following statements regarding staff on your programme?







4.a. Staff are good at explaining things

Definitely disagree:		1.6%	5
Mostly disagree:		4.5%	14
Neither agree nor disagree:		6.8%	21
Mostly agree:		49.7%	153
Definitely agree:		37.0%	114
Not applicable:		0.3%	1

4.b. Staff made the subject interesting

Definitely disagree:		1.3%	4
Mostly disagree:		4.5%	14
Neither agree nor disagree:		15.3%	47
Mostly agree:		47.4%	146
Definitely agree:		31.2%	96
Not applicable:		0.3%	1

4.c. Staff are enthusiastic about what they are teaching

Definitely disagree:		1.6%	5
Mostly disagree:		2.6%	8
Neither agree nor disagree:		6.5%	20
Mostly agree:		36.8%	113
Definitely agree:		52.1%	160
Not applicable:		0.3%	1

5. Overall, how would you rate the teaching quality on your programme?

It is consistently good:		44.4%	136
It is variable but generally good:		51.6%	158
It is variable but generally poor:		3.6%	11
It is consistently poor:		0.3%	1

6. To what extent have you been expected to analyse ideas or examine a particular case or situation in depth?

Never:		0.0%	0
Hardly ever:		1.3%	4
Sometimes:		34.7%	103
Frequently:		41.8%	124
Most of the time:		22.2%	66

7. To what extent have you been expected to synthesise information or organise ideas or experiences into more complex relationships?

Never:		0.3%	1
Hardly ever:		6.3%	18
Sometimes:		42.7%	122
Frequently:		36.4%	104
Most of the time:		14.3%	41

8. To what extent have you been expected to judge and evaluate information, arguments, or methods?

Never:		0.7%	2
Hardly ever:		5.2%	15
Sometimes:		28.5%	83
Frequently:		43.0%	125
Most of the time:		22.7%	66

























9. To what extent have you been expected to apply theories to practice in new situations?

Never:		0.7%	2
Hardly ever:		11.2%	32
Sometimes:		34.7%	99
Frequently:		39.6%	113
Most of the time:		13.7%	39

10. Please outline any other key learning skills you have developed or been expected to practise on your programme:

- There are too many responses to display on this page and so all the responses to this question are available on a separate page.

Section 3: SECTION C: ASSESSMENT AND FEEDBACK






















11. To what extent do you agree with the following statements regarding assessment and feedback on your programme?			
11.a. The criteria used in marking have been made clear in advance			
Definitely disagree:		2.3%	7
Mostly disagree:		6.8%	21
Neither agree nor disagree:		8.1%	25
Mostly agree:		41.1%	127
Definitely agree:		41.7%	129
Not applicable:		0.0%	0
11.b. Assessment arrangements and marking have been fair			
Definitely disagree:		0.7%	2
Mostly disagree:		5.5%	17
Neither agree nor disagree:		14.7%	45
Mostly agree:		49.8%	153
Definitely agree:		29.3%	90
Not applicable:		0.0%	0
11.c. Feedback on my work has been prompt			
Definitely disagree:		7.4%	23
Mostly disagree:		10.7%	33
Neither agree nor disagree:		14.6%	45
Mostly agree:		42.4%	131
Definitely agree:		24.9%	77
Not applicable:		0.0%	0
11.d. I received feedback in time to allow me to improve my next assignment			
Definitely disagree:		9.4%	29
Mostly disagree:		14.3%	44
Neither agree nor disagree:		18.8%	58
Mostly agree:		36.7%	113
Definitely agree:		19.2%	59
Not applicable:		1.6%	5
11.e. I have received detailed comments (written or oral) on my work			
Definitely disagree:		3.2%	10
Mostly disagree:		7.8%	24
Neither agree nor disagree:		13.3%	41

Mostly agree:		44.3%	137
Definitely agree:		31.1%	96
Not applicable:		0.3%	1
11.f. Feedback on my work has helped me clarify things I did not understand			
Definitely disagree:		2.9%	9
Mostly disagree:		12.6%	39
Neither agree nor disagree:		16.2%	50
Mostly agree:		42.1%	130
Definitely agree:		25.6%	79
Not applicable:		0.6%	2







Section 4: SECTION D: DISSERTATION





12. Do you need to write a dissertation as part of your programme?			
Yes:		83.1%	250
No (If no, please go to the next section):		16.9%	51

13. If yes, to what extent do you agree with the following statements regarding your dissertation and supervisor?			
13.a. I understand the required standards for the dissertation			
Definitely disagree:		1.6%	4
Mostly disagree:		5.4%	14
Neither agree nor disagree:		6.2%	16
Mostly agree:		37.7%	97
Definitely agree:		30.0%	77
Not applicable:		19.1%	49
13.b. My supervisor has the skills and subject knowledge to adequately support my dissertation			
Definitely disagree:		1.2%	3
Mostly disagree:		0.8%	2
Neither agree nor disagree:		3.9%	10
Mostly agree:		23.9%	61
Definitely agree:		47.1%	120
Not applicable:		23.1%	59
13.c. My supervisor makes a real effort to understand any difficulties I face			
Definitely disagree:		0.8%	2
Mostly disagree:		4.7%	12
Neither agree nor disagree:		8.2%	21






Mostly agree:		23.9%	61
Definitely agree:		34.9%	89
Not applicable:		27.5%	70
13.d. I have been given good guidance in topic selection and refinement by my supervisor			
Definitely disagree:		2.0%	5
Mostly disagree:		4.7%	12
Neither agree nor disagree:		6.7%	17
Mostly agree:		24.9%	63
Definitely agree:		35.6%	90
Not applicable:		26.1%	66
13.e. I have received good guidance in my literature search from my supervisor			
Definitely disagree:		1.6%	4
Mostly disagree:		4.7%	12
Neither agree nor disagree:		9.8%	25
Mostly agree:		23.2%	59
Definitely agree:		31.9%	81
Not applicable:		28.7%	73
13.f. My supervisor provides helpful feedback on my progress.			
Definitely disagree:		2.0%	5
Mostly disagree:		2.4%	6
Neither agree nor disagree:		9.5%	24
Mostly agree:		23.7%	60
Definitely agree:		31.2%	79
Not applicable:		31.2%	79

Section 5: SECTION E: ORGANISATION AND MANAGEMENT







14. To what extent do you agree with the following statements regarding organisation and management of your programme?			
14.a. The timetable fits well with my other commitments			
Definitely disagree:		2.3%	7
Mostly disagree:		6.1%	19
Neither agree nor disagree:		11.7%	36
Mostly agree:		42.7%	132
Definitely agree:		36.6%	113
Not applicable:		0.6%	2
14.b. Any changes in the programme or teaching have been communicated effectively			

Definitely disagree:		1.9%	6
Mostly disagree:		3.9%	12
Neither agree nor disagree:		10.7%	33
Mostly agree:		36.4%	112
Definitely agree:		45.5%	140
Not applicable:		1.6%	5







14.c. The programme is well organised and is running smoothly

Definitely disagree:		2.6%	8
Mostly disagree:		4.5%	14
Neither agree nor disagree:		11.3%	35
Mostly agree:		40.8%	126
Definitely agree:		40.8%	126
Not applicable:		0.0%	0






14.d. The balance of core modules and options is appropriate

Definitely disagree:		2.0%	6
Mostly disagree:		6.8%	21
Neither agree nor disagree:		12.7%	39
Mostly agree:		39.4%	121
Definitely agree:		31.3%	96
Not applicable:		7.8%	24





























14.e. The balance between scheduled contact time and private study is appropriate









Definitely disagree:		2.0%	6
Mostly disagree:		6.8%	21
Neither agree nor disagree:		15.6%	48
Mostly agree:		41.7%	128
Definitely agree:		32.9%	101
Not applicable:		1.0%	3

15. Overall, the workload on the programme is:




















Much higher than I expected:		8.7%	26
Higher than I expected:		33.2%	99
More or less as I expected:		52.3%	156
Lower than I expected:		5.4%	16
Much lower than I expected:		0.3%	1


















Section 6: SECTION F: LEARNING RESOURCES

16. To what extent do you agree with the following statements regarding learning resources on your programme?			
16.a. The library resources and services are good enough for my needs			
Definitely disagree:		2.3%	7
Mostly disagree:		7.2%	22
Neither agree nor disagree:		12.1%	37
Mostly agree:		37.1%	114
Definitely agree:		38.4%	118
Not applicable:		2.9%	9
16.b. The library resources and services are easily accessible			
Definitely disagree:		1.3%	4
Mostly disagree:		4.9%	15
Neither agree nor disagree:		8.8%	27
Mostly agree:		37.1%	114
Definitely agree:		44.3%	136
Not applicable:		3.6%	11
16.c. I have been able to access general IT resources when I needed to			
Definitely disagree:		1.6%	5
Mostly disagree:		3.3%	10
Neither agree nor disagree:		8.2%	25
Mostly agree:		38.6%	118
Definitely agree:		43.8%	134
Not applicable:		4.6%	14
16.d. I have been able to access social learning spaces (e.g. for group working) on campus when I needed to			
Definitely disagree:		1.0%	3
Mostly disagree:		2.9%	9
Neither agree nor disagree:		13.7%	42
Mostly agree:		37.3%	114
Definitely agree:		32.4%	99
Not applicable:		12.7%	39
16.e. I have been able to access specialised equipment, facilities, or rooms when I needed them			
Definitely disagree:		1.3%	4
Mostly disagree:		1.6%	5
Neither agree nor disagree:		14.7%	45
Mostly agree:		33.7%	103












Definitely agree:		30.4%	93
Not applicable:		18.3%	56
16.f. I am satisfied with the quality of learning materials available to me (Print, online material, DVDs etc.)			
Definitely disagree:		2.6%	8
Mostly disagree:		4.2%	13
Neither agree nor disagree:		8.8%	27
Mostly agree:		42.3%	130
Definitely agree:		39.1%	120
Not applicable:		2.9%	9

Section 7: SECTION G: SKILLS AND PERSONAL DEVELOPMENT

17. To what extent do you agree with the following statements regarding skills gained on your programme?			
17.a. The programme has developed my research skills			
Definitely disagree:		0.3%	1
Mostly disagree:		2.6%	8
Neither agree nor disagree:		8.1%	25
Mostly agree:		38.8%	119
Definitely agree:		49.2%	151
Not applicable:		1.0%	3
17.b. The programme has developed my transferable skills			
Definitely disagree:		1.0%	3
Mostly disagree:		2.0%	6
Neither agree nor disagree:		10.5%	32
Mostly agree:		46.4%	142
Definitely agree:		39.9%	122
Not applicable:		0.3%	1
17.c. As a result of the programme I am more confident about independent learning			
Definitely disagree:		1.0%	3
Mostly disagree:		3.6%	11
Neither agree nor disagree:		8.4%	26
Mostly agree:		39.6%	122
Definitely agree:		47.1%	145
Not applicable:		0.3%	1
17.d. The programme has helped me to present myself with confidence			
Definitely disagree:		1.9%	6

Mostly disagree:		2.6%	8
Neither agree nor disagree:		21.4%	66
Mostly agree:		35.4%	109
Definitely agree:		37.3%	115
Not applicable:		1.3%	4
17.e. As a results of the programme my communication skills have improved			
Definitely disagree:		2.0%	6
Mostly disagree:		3.6%	11
Neither agree nor disagree:		25.2%	77
Mostly agree:		32.7%	100
Definitely agree:		35.6%	109
Not applicable:		1.0%	3
17.f. As a result of the programme, I feel confident in tackling unfamiliar problems			
Definitely disagree:		1.0%	3
Mostly disagree:		3.6%	11
Neither agree nor disagree:		20.4%	62
Mostly agree:		41.8%	127
Definitely agree:		32.6%	99
Not applicable:		0.7%	2

Section 8: SECTION H: CAREER AND PROFESSIONAL DEVELOPMENT





















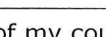







18. To what extent do you agree with the following statements regarding professional development on your programme?			
18.a. I am encouraged to reflect on my professional development needs			
Definitely disagree:		2.9%	9
Mostly disagree:		6.1%	19
Neither agree nor disagree:		26.5%	82
Mostly agree:		40.1%	124
Definitely agree:		23.0%	71
Not applicable:		1.3%	4
18.b. I feel better prepared for my future employment			
Definitely disagree:		1.6%	5
Mostly disagree:		4.9%	15
Neither agree nor disagree:		20.1%	62
Mostly agree:		44.0%	136
Definitely agree:		28.2%	87

Not applicable:		1.3%	4
18.c. As a result of this programme, I believe my future employment prospects are better			
Definitely disagree:		1.6%	5
Mostly disagree:		3.3%	10
Neither agree nor disagree:		12.7%	39
Mostly agree:		44.6%	137
Definitely agree:		36.5%	112
Not applicable:		1.3%	4

Section 9: SECTION I: OVERALL SATISFACTION

19. Please rate the following broad aspects of your postgraduate taught programme in terms of how your experience of those aspects has met with your expectations (-3 it has definitely not met my expectations , 0 it has met my expectations, +3 it has definitely exceeded my expectations)

19.a. Quality of teaching and learning			
-3:		0.6%	2
-2:		1.9%	6
-1:		5.2%	16
0:		14.2%	44
1:		18.8%	58
2:		40.1%	124
3:		19.1%	59
19.b. Assessment and feedback			
-3:		2.3%	7
-2:		3.2%	10
-1:		11.3%	35
0:		18.8%	58
1:		18.8%	58
2:		34.0%	105
3:		11.7%	36
19.c. Organisation and management			
-3:		1.3%	4
-2:		3.2%	10
-1:		7.5%	23
0:		19.8%	61
1:		16.6%	51
2:		29.9%	92
3:		21.8%	67
19.d. Learning resources			

-3:		0.6%	2
-2:		1.9%	6
-1:		2.9%	9
0:		16.2%	50
1:		20.1%	62
2:		33.3%	103
3:		24.9%	77
19.e. Skills and personal development			
-3:		0.7%	2
-2:		1.3%	4
-1:		3.9%	12
0:		19.0%	58
1:		23.9%	73
2:		31.7%	97
3:		19.6%	60
19.f. Career and professional development			
-3:		1.0%	3
-2:		2.6%	8
-1:		6.2%	19
0:		23.5%	72
1:		19.9%	61
2:		30.3%	93
3:		16.6%	51
19.g. Overall experience of my course			
-3:		0.7%	2
-2:		0.7%	2
-1:		5.9%	18
0:		15.3%	47
1:		19.9%	61
2:		35.5%	109
3:		22.1%	68

Section 10: SECTION J: FURTHER COMMENTS

20. Positive

- There are too many responses to display on this page and so all the responses to this question are available on a separate page.

21. Negative

- There are too many responses to display on this page and so all the responses to this question are available on a separate page.





Section 11

22. How would you rate your experience of the Student Services you have used since you started your postgraduate programme? (If you have not used a particular service, please select the last column.)





22.a. Careers and Employability Centre

Very poor:		0.0%	0
Poor:		0.7%	2
Satisfactory:		5.9%	18
Good:		21.5%	66
Very Good:		23.1%	71
Not used this service:		48.9%	150





22.b. Counselling Service

Very poor:		0.0%	0
Poor:		0.0%	0
Satisfactory:		3.6%	11
Good:		12.0%	37
Very Good:		6.2%	19
Not used this service:		78.2%	241



22.c. Disabilities and Additional Needs

Very poor:		0.0%	0
Poor:		0.0%	0
Satisfactory:		1.6%	5
Good:		4.6%	14
Very Good:		5.6%	17
Not used this service:		88.2%	270

22.d. Centre for Additional Learning Support

Very poor:		0.0%	0
Poor:		0.0%	0
Satisfactory:		2.0%	6
Good:		8.8%	27
Very Good:		6.8%	21
Not used this service:		82.4%	253

22.e. Student Advice and Support Service

Very poor:		0.0%	0
Poor:		0.3%	1
Satisfactory:		5.2%	16

Good:		15.3%	47
Very Good:		14.6%	45
Not used this service:		64.6%	199
22.f. English Language Support Service			
Very poor:		0.3%	1
Poor:		0.3%	1
Satisfactory:		2.9%	9
Good:		10.7%	33
Very Good:		9.7%	30
Not used this service:		76.0%	234
22.g. Centre for Faiths and Spirituality / Chaplaincy			
Very poor:		0.0%	0
Poor:		0.3%	1
Satisfactory:		2.0%	6
Good:		6.9%	21
Very Good:		7.5%	23
Not used this service:		83.3%	255
22.h. Student Voice (in Students' Union)			
Very poor:		0.0%	0
Poor:		0.0%	0
Satisfactory:		1.6%	5
Good:		10.4%	32
Very Good:		8.1%	25
Not used this service:		79.9%	246
22.i. Student Enquiry Desk (in Admin 2)			
Very poor:		0.0%	0
Poor:		0.7%	2
Satisfactory:		8.1%	25
Good:		28.3%	87
Very Good:		22.1%	68
Not used this service:		40.7%	125

23. I am registered for the qualification of:			
Taught Master (e.g. MA, MSc, MBA, LLM):		94.7%	286
Postgraduate Certificate (including PGCE):		1.7%	5
Postgraduate Diploma:		3.0%	9
Other (<i>please specify</i>):		0.7%	2
MSc by Research			


MSc Distance Learning Course

24. What is your age?			
25 years old or younger:		66.9%	202
26-30 years old:		17.5%	53
31-35 years old:		5.0%	15
36-40 years old:		4.3%	13
41-45 years old:		2.6%	8
46-50 years old:		1.7%	5
51-55 years old:		2.0%	6
56 years old or older:		0.0%	0





















25. What is your gender?			
Male:		55.4%	168
Female:		44.6%	135










26. Do you consider yourself to have a disability?			
Yes:		4.0%	12
No:		96.0%	289















26.a. If yes, please choose one from the following options: (as a drop down list)			
Social/communication impairment such as Asperger's syndrome/other autistic spectrum disorder:		8.3%	1
Blind/serious visual impairment uncorrected by glasses:		0.0%	0
Deaf/serious hearing impairment:		0.0%	0
Long standing illness or health condition such as cancer, HIV, diabetes, chronic heart disease, or epilepsy:		8.3%	1
Mental health condition, such as depression, schizophrenia or anxiety disorder:		25.0%	3
Specific learning difficulty such as dyslexia, dyspraxia, or AD(H)D:		33.3%	4
Physical impairment or mobility issues, such as difficulty using your arms or using a wheelchair or crutches:		16.7%	2






A disability, impairment or medical condition that is not listed above:		8.3%	1
Two or more impairments and/or disabling mental conditions:		0.0%	0





27. Please indicate, which of the following most closely matches your discipline:




Medicine and Dentistry:		0.0%	0
Medical Science and Pharmacy:		4.6%	13
Nursing:		0.0%	0
Other subjects allied to Medicine:		1.1%	3
Biology and related Sciences:		1.1%	3
Sports Science:		13.8%	39
Psychology:		1.1%	3
Veterinary Sciences:		0.0%	0
Agriculture and related subjects:		0.0%	0
Physical Science:		2.5%	7
Physical Geography and Environmental Science:		1.4%	4
Mathematical Sciences:		0.7%	2
Computer Science:		2.5%	7
Mechanically-based Engineering:		9.6%	27
Electronic and Electrical Engineering:		5.3%	15
Civil, Chemical and other Engineering:		14.5%	41
Technology:		6.0%	17
Architecture, Building and Planning:		0.7%	2
Economics:		1.8%	5
Politics:		0.7%	2
Sociology, Social Policy and Anthropology:		1.1%	3
Social Work:		0.0%	0
Human and Social Geography:		0.7%	2
Law:		0.0%	0
Business:		3.2%	9
Management:		9.6%	27



Finance and Accounting:		2.1%	6
Tourism, Transport, Travel and others in Business and Administrative studies:		1.4%	4
Media studies:		2.5%	7
Communications and Information studies:		2.8%	8
English-based studies:		6.4%	18
European Languages and Area studies:		0.0%	0
Other Languages and Area studies:		0.0%	0
History and Archaeology:		0.0%	0
Philosophy, Theology and Religious studies:		0.0%	0
Art and Design:		0.7%	2
Performing Arts:		1.1%	3
Other Creative Arts:		0.0%	0
Teacher Training:		0.7%	2
Education studies:		0.4%	1
Combined:		0.0%	0




28. Which Department do you belong to?			
Aeronautical and Automotive Engineering:		2.1%	6
School of the Arts (LUSAD):		0.3%	1
Business School:		12.6%	36
Chemical Engineering:		5.9%	17
Chemistry:		10.1%	29
Computer Science:		2.1%	6
Civil and Building Engineering:		6.6%	19
Design School:		2.4%	7
English and Drama:		7.0%	20
Economics:		2.8%	8
Electronic and Electrical Engineering:		5.9%	17
Geography:		1.4%	4
Information Science:		3.8%	11
Mathematics:		0.3%	1

Mechanical and Manufacturing Engineering:		6.3%	18
Materials:		9.4%	27
Physics:		0.0%	0
Politics, History and International Relations:		0.7%	2
Sport, Exercise and Health Sciences:		16.8%	48
Social Sciences:		3.1%	9




29. When did you start your course?			
After 1 January 2011:		0.7%	2
1 September 2010 -- 31 December 2010:		85.2%	253
1 September 2009 -- 31 August 2010:		9.4%	28
Before 1 September 2009:		4.7%	14

30. What are you currently registered as?			
Full-time:		80.5%	239
Part-time:		19.2%	57
Currently not registered (e.g. finished the course) was full-time:		0.3%	1
Currently not registered (e.g. finished the course) was part-time:		0.0%	0








31. I am:			
Primarily a face to face learner [e.g., based at my institution]:		86.8%	250
Primarily a distance learner [e.g. work based learner, OU student]:		13.2%	38






32. For fees purposes, is your normal place of residence registered as:			
Home:		49.0%	140
Other EU:		6.3%	18
Non EU:		44.8%	128





33. Where is your normal place of residence?			
Afghanistan:		0.0%	0
Åland Islands:		0.0%	0
Albania:		0.0%	0










Algeria:		0.0%	0
American Samoa:		0.0%	0
Andorra:		0.0%	0
Angola:		0.0%	0
Anguilla:		0.0%	0
Antigua and Barbuda:		0.0%	0
Argentina:		0.0%	0
Armenia:		0.0%	0
Aruba:		0.0%	0
Australia:		0.0%	0
Austria:		0.0%	0
Azerbaijan:		0.0%	0
Bahamas:		0.0%	0
Bahrain:		0.0%	0
Bangladesh:		0.0%	0
Barbados:		0.0%	0
Belarus:		0.0%	0
Belgium:		0.0%	0
Belize:		0.0%	0
Benin:		0.0%	0
Bermuda:		0.0%	0
Bhutan:		0.0%	0
Bolivia (Plurinational state of):		0.0%	0
Bosnia and Herzegovina:		0.0%	0
Botswana:		0.0%	0
Brazil:		0.4%	1
British Virgin Islands:		0.0%	0
Brunei Darussalam:		1.8%	5
Bulgaria:		0.4%	1
Burkina Faso:		0.0%	0
Burundi:		0.0%	0
Cambodia:		0.0%	0
Cameroon:		0.0%	0
Canada:		0.0%	0
Cape Verde:		0.0%	0
Cayman Islands:		0.0%	0
Central African Republic:		0.0%	0
Chad:		0.0%	0

Channel Islands:		0.0%	0
Chile:		0.0%	0
China:		21.8%	62
China, Hong Kong Special Administrative Region:		0.4%	1
China, Macao Special Administrative Region:		0.0%	0
Colombia:		0.0%	0
Comoros:		0.0%	0
Congo:		0.0%	0
Cook Islands:		0.0%	0
Costa Rica:		0.0%	0
Côte d'Ivoire:		0.0%	0
Croatia:		0.0%	0
Cuba:		0.0%	0
Cyprus:		1.1%	3
Czech Republic:		0.0%	0
Democratic People's Republic of Korea:		0.0%	0
Democratic Republic of the Congo:		0.0%	0
Denmark:		0.0%	0
Djibouti:		0.0%	0
Dominica:		0.0%	0
Dominican Republic:		0.0%	0
Ecuador:		0.0%	0
Egypt:		0.0%	0
El Salvador:		0.0%	0
Equatorial Guinea:		0.0%	0
Eritrea:		0.0%	0
Estonia:		0.4%	1
Ethiopia:		0.0%	0
Faeroe Islands:		0.0%	0
Falkland Islands (Malvinas):		0.0%	0
Fiji:		0.0%	0
Finland:		0.0%	0
France:		0.4%	1
French Guiana:		0.0%	0
French Polynesia:		0.0%	0

Gabon:		0.0%	0
Gambia:		0.0%	0
Georgia:		0.0%	0
Germany:		0.7%	2
Ghana:		0.0%	0
Gibraltar:		0.0%	0
Greece:		1.4%	4
Greenland:		0.0%	0
Grenada:		0.0%	0
Guadeloupe:		0.0%	0
Guam:		0.0%	0
Guatemala:		0.0%	0
Guernsey:		0.0%	0
Guinea:		0.0%	0
Guinea-Bissau:		0.0%	0
Guyana:		0.0%	0
Haiti:		0.0%	0
Holy See:		0.0%	0
Honduras:		0.0%	0
Hungary:		0.0%	0
Iceland:		0.0%	0
India:		5.3%	15
Indonesia:		0.0%	0
Iran (Islamic Republic of):		0.0%	0
Iraq:		0.0%	0
Ireland:		1.1%	3
Isle of Man:		0.0%	0
Israel:		0.0%	0
Italy:		1.1%	3
Jamaica:		0.0%	0
Japan:		0.0%	0
Jersey:		0.0%	0
Jordan:		0.4%	1
Kazakhstan:		0.7%	2
Kenya:		0.0%	0
Kiribati:		0.0%	0
Kuwait:		0.0%	0
Kyrgyzstan:		0.0%	0

Lao People's Democratic Republic:		0.0%	0
Latvia:		0.0%	0
Lebanon:		0.4%	1
Lesotho:		0.0%	0
Liberia:		0.0%	0
Libyan Arab Jamahiriya:		0.4%	1
Liechtenstein:		0.0%	0
Lithuania:		0.0%	0
Luxembourg:		0.0%	0
Madagascar:		0.0%	0
Malawi:		0.0%	0
Malaysia:		2.1%	6
Maldives:		0.0%	0
Mali:		0.0%	0
Malta:		0.4%	1
Marshall Islands:		0.0%	0
Martinique:		0.0%	0
Mauritania:		0.0%	0
Mauritius:		0.0%	0
Mayotte:		0.0%	0
Mexico:		0.0%	0
Micronesia (Federated States of):		0.0%	0
Monaco:		0.0%	0
Mongolia:		0.0%	0
Montenegro:		0.0%	0
Montserrat:		0.0%	0
Morocco:		0.0%	0
Mozambique:		0.0%	0
Myanmar:		0.0%	0
Namibia:		0.0%	0
Nauru:		0.0%	0
Nepal:		0.0%	0
Netherlands:		0.4%	1
Netherlands Antilles:		0.0%	0
New Caledonia:		0.0%	0
New Zealand:		0.0%	0
Nicaragua:		0.0%	0
Niger:		0.0%	0

Nigeria:		3.9%	11
Niue:		0.0%	0
Norfolk Island:		0.0%	0
Northern Mariana Islands:		0.0%	0
Norway:		0.0%	0
Occupied Palestinian Territory:		0.0%	0
Oman:		0.4%	1
Pakistan:		0.4%	1
Palau:		0.0%	0
Panama:		0.0%	0
Papua New Guinea:		0.0%	0
Paraguay:		0.0%	0
Peru:		0.0%	0
Philippines:		0.0%	0
Pitcairn:		0.0%	0
Poland:		0.4%	1
Portugal:		0.4%	1
Puerto Rico:		0.0%	0
Qatar:		0.4%	1
Republic of Korea:		0.4%	1
Republic of Moldova:		0.0%	0
Réunion:		0.0%	0
Romania:		0.0%	0
Russian Federation:		0.0%	0
Rwanda:		0.0%	0
Saint-Barthélemy:		0.0%	0
Saint Helena:		0.0%	0
Saint Kitts and Nevis:		0.0%	0
Saint Lucia:		0.0%	0
Saint-Martin (French part):		0.0%	0
Saint Pierre and Miquelon:		0.0%	0
Saint Vincent and the Grenadines:		0.0%	0
Samoa:		0.0%	0
San Marino:		0.0%	0
Sao Tome and Principe:		0.0%	0
Saudi Arabia:		1.8%	5

Senegal:		0.0%	0
Serbia:		0.0%	0
Seychelles:		0.0%	0
Sierra Leone:		0.0%	0
Singapore:		3.5%	10
Slovakia:		0.4%	1
Slovenia:		0.0%	0
Solomon Islands:		0.0%	0
Somalia:		0.0%	0
South Africa:		0.0%	0
Spain:		0.7%	2
Sri Lanka:		0.0%	0
Sudan:		0.0%	0
Suriname:		0.0%	0
Svalbard and Jan Mayen Islands:		0.0%	0
Swaziland:		0.0%	0
Sweden:		0.0%	0
Switzerland:		0.4%	1
Syrian Arab Republic:		0.4%	1
Tajikistan:		0.0%	0
Thailand:		0.7%	2
The former Yugoslav Republic of Macedonia:		0.0%	0
Timor-Leste:		0.0%	0
Togo:		0.0%	0
Tokelau:		0.0%	0
Tonga:		0.0%	0
Trinidad and Tobago:		0.0%	0
Tunisia:		0.0%	0
Turkey:		0.0%	0
Turkmenistan:		0.0%	0
Turks and Caicos Islands:		0.0%	0
Tuvalu:		0.0%	0
Uganda:		0.4%	1
Ukraine:		0.0%	0
United Arab Emirates:		0.4%	1
United Kingdom -- England:		42.8%	122

United Kingdom -- Northern Ireland:		0.7%	2
United Kingdom -- Scotland:		0.7%	2
United Kingdom -- Wales:		0.7%	2
United Republic of Tanzania:		0.0%	0
United States of America:		0.0%	0
United States Virgin Islands:		0.0%	0
Uruguay:		0.0%	0
Uzbekistan:		0.0%	0
Vanuatu:		0.0%	0
Venezuela (Bolivarian Republic of):		0.0%	0
Viet Nam:		0.0%	0
Wallis and Futuna Islands:		0.0%	0
Western Sahara:		0.0%	0
Yemen:		0.0%	0
Zambia:		0.0%	0
Zimbabwe:		0.0%	0
Other (please specify):		0.4%	1
TAIWAN			

34. Are you currently in paid employment?			
Yes:		29.3%	86
No:		70.7%	208
34.a. If yes, how many hours of paid employment do you undertake in a typical week (term time)?			
1-10 hours:		20.9%	18
11-20 hours:		18.6%	16
21-30 hours:		10.5%	9
More than 30 hours:		50.0%	43

35. What is your main source of funding for this course?			
Self-funded (e.g. loan, family):		82.1%	239
Charity:		0.3%	1
Research council:		0.0%	0
Institution (e.g. bursary, scholarship):		4.1%	12
Employer:		5.5%	16

UK Government:		0.3%	1
EU Government:		0.0%	0
Overseas Government:		5.5%	16
Other (<i>please specify</i>):		2.1%	6
- There are too many responses to display on this page and so all the responses to this question are available on a separate page.			

36. Your highest qualification on entry:			
Qualifications below undergraduate degree:		1.7%	5
Undergraduate degree or equivalent:		88.3%	257
Postgraduate degree (e.g. MA):		7.6%	22
No academic qualifications but professional experience:		1.4%	4
Other (<i>please specify</i>):		1.0%	3
- There are too many responses to display on this page and so all the responses to this question are available on a separate page.			

Section 12: Respondent details

37. Username
- There are too many responses to display on this page and so all the responses to this question are available on a separate page.

38. Programme Code
- There are too many responses to display on this page and so all the responses to this question are available on a separate page.

39. Method of Study
- There are too many responses to display on this page and so all the responses to this question are available on a separate page.

40. Email address
- There are too many responses to display on this page and so all the responses to this question are available on a separate page.

