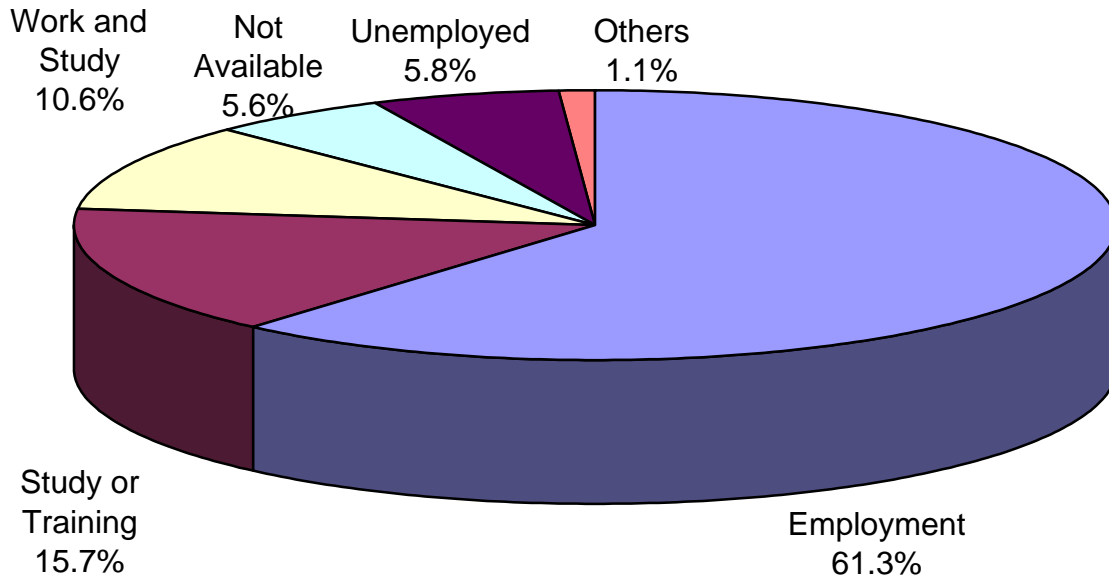
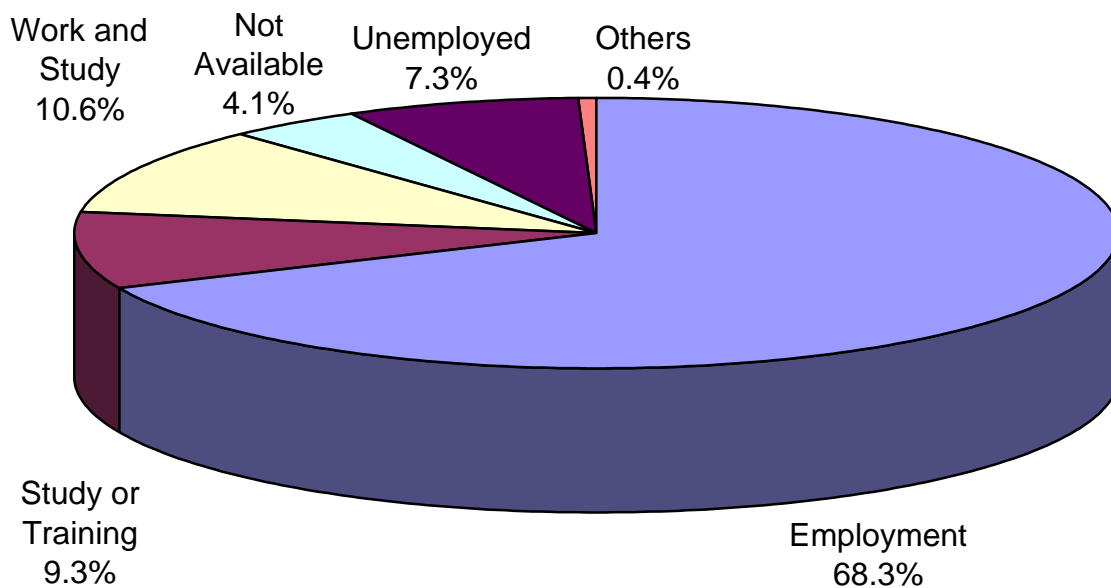


Destination of First Degree Loughborough Graduates 2004 - All Faculties



	Employment	Study or Training	Work and Study	Not Available for Employment or Study	Unemployed	Others	Total Known Destinations	Unknown or Information Refused	Total Graduates in Target Population
FACULTY OF ENGINEERING	316	43	49	19	34	2	463	132	595
FACULTY OF SCIENCE	285	87	38	24	32	4	470	95	565
FACULTY OF SOCIAL SCIENCES AND HUMANITIES	653	191	129	72	52	17	1114	278	1392
Total for ALL FACULTIES	1254	321	216	115	118	23	2047	505	2552
% of Known Destinations	61.3	15.7	10.6	5.6	5.8	1.1	100.0		

Destination of First Degree Loughborough Graduates 2004 - Engineering



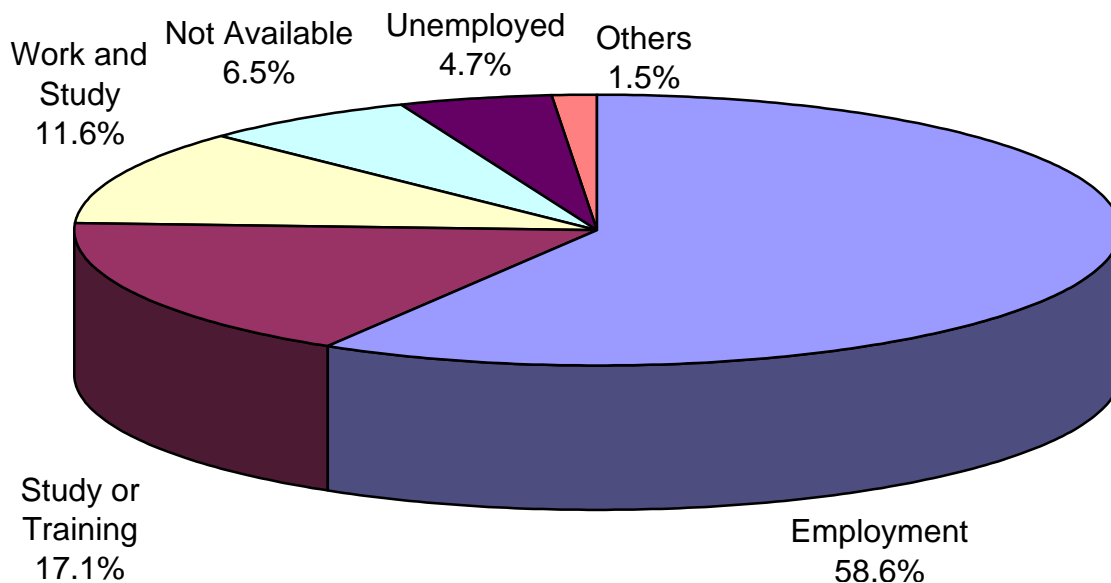
	Employment	Study or Training	Work and Study	Not Available for Employment or Study	Unemployed	Others	Total Known Destinations	Unknown or Information Refused	Total Graduates in Target Population
AERO, AUTO ENG	42	8	4	5	7	0	66	20	86
CHEMICAL ENGINEERING	22	3	4	0	3	0	32	5	37
CIVIL AND BLDG ENG	84	7	17	6	3	1	118	39	157
ELECTRONIC / ELECT. ENG.	71	5	10	3	11	1	101	23	124
MECHANICAL & MANUFACTURING ENG	97	20	14	5	10	0	146	45	191
Total for FACULTY OF ENGINEERING	316	43	49	19	34	2	463	132	595
% of Known Destinations	68.3	9.3	10.6	4.1	7.3	0.4	100.0		
Total for ALL FACULTIES	1254	321	216	115	118	23	2047	505	2552
% of Known Destinations	61.3	15.7	10.6	5.6	5.8	1.1	100.0		

Destination of First Degree Loughborough Graduates 2004 - Science



	Employment	Study or Training	Work and Study	Not Available for Employment or Study	Unemployed	Others	Total Known Destinations	Unknown or Information Refused	Total Graduates in Target Population
CHEMISTRY	32	22	7	4	6	1	72	10	82
COMPUTER SCIENCE	78	10	10	5	3	1	107	27	134
HUMAN SCIENCES	68	16	8	4	7	2	105	18	123
I.P.T.M.E.	7	8	0	1	1	0	17	4	21
INFORMATION SCIENCE	56	6	3	5	7	0	77	17	94
MATHS SCIENCES	31	19	8	4	3	0	65	11	76
PHYSICS	13	6	2	1	5	0	27	8	35
Total for FACULTY OF SCIENCE	285	87	38	24	32	4	470	95	565
% of Known Destinations	60.6	18.5	8.1	5.1	6.8	0.9	100.0		
Total for ALL FACULTIES	1254	321	216	115	118	23	2047	505	2552
% of Known Destinations	61.3	15.7	10.6	5.6	5.8	1.1	100.0		

Destination of First Degree Loughborough Graduates 2004 - Social Sciences and Humanities



	Employment	Study or Training	Work and Study	Not Available for Employment or Study	Unemployed	Others	Total Known Destinations	Unknown or Information Refused	Total Graduates in Target Population
BUSINESS SCHOOL	97	5	43	11	8	3	167	23	190
DESIGN AND TECHNOLOGY	49	19	9	7	1	4	89	15	104
ECONOMICS	46	15	9	5	3	1	79	18	97
ENGLISH AND DRAMA	52	30	13	7	2	1	105	28	133
GEOGRAPHY	75	13	13	11	6	1	119	8	127
PETERBOROUGH	20	1	2	4	3	0	30	19	49
POLITICS/ EUROPEAN STUDIES	50	12	4	7	3	0	76	15	91
SCHOOL OF ART AND DESIGN	96	26	9	9	16	3	159	83	242
SOCIAL SCIENCES	83	15	5	4	2	3	112	33	145
SPORT AND EXERCISE SCIENCES	85	55	22	7	8	1	178	36	214
Total for FACULTY OF SOCIAL SCIENCES AND HUMANITIES	653	191	129	72	52	17	1114	278	1392
% of Known Destinations	58.6	17.1	11.6	6.5	4.7	1.5	100.0		
Total for ALL FACULTIES	1254	321	216	115	118	23	2047	505	2552
% of Known Destinations	61.3	15.7	10.6	5.6	5.8	1.1	100.0		

Occupations of First Degree UK and EU Graduates (All Faculties) in the HESA 2004 Target population

Occupations by Groups	Graduates	% Known
Managers and Senior Officials Managers in Production and Construction Managers in Finance, Marketing and Business Managers in Distribution and Retail Senior Officers in the Armed Forces and Public Protection Managers in Service Industries	156 33 50 32 10 31	11.98
Professional Occupations Natural Scientists Engineers IT Professionals Education Professionals Researchers Business, Financial and Legal Professionals Social and Welfare Professionals Librarians	398 15 200 74 10 15 80 2 2	30.57
Associate Professional and Technical Occupations Scientific and IT Technicians and Draughtspeople Public Service and Conservation Professionals HR, Training, Safety and Vocational Professionals Health Workers Youth, Community and Welfare Workers Armed Services NCOs, Police and Fire Officers Artists, Designers and Performers PR Professionals, Journalists and Broadcasters Sports Professionals, Sports Coaches Transport Associated Professionals Business and Financial Associate Professionals	414 47 9 34 7 10 8 62 14 33 1 189	31.80
Administrative and Secretarial Occupations Public Sector Administrative and Clerical Officers Financial and Other Clerks, Library Assistants, Office Assistants Medical, Legal and Other Secretaries and Receptionists	194 16 169 9	14.90
Skilled Trades Occupations Gardeners, Farmers Metal Workers, Telecommunication and Computer Installers Bricklayers, Printers, Builders Chefs, Cooks, Food Traders Gold and Silversmiths	14 2 6 3 2 1	1.08
Personal Service Occupations Nursery Nurses, Care Assistants, Educational Assistants Veterinary Nurses and Assistants Travel Agents, Leisure Assistants, Other Personal Care Assistants	41 29 5 7	3.15
Sales and Customer Service Occupations Sales Assistants, Checkout Operators, Telesales Operators Call Centre Agents and Operators, Customer Care Workers	42 33 9	3.23
Plant, Process and Machine Operatives Routine Lab Testers, General Operatives Assemblers and Routine Operatives Air Transport Operatives	5 2 2 1	0.38
Elementary Occupations Farm, Forestry and Fishing Workers Building, Construction and Process Operatives Goods Handlers, Postal Workers, Couriers Waiters, Bar and Kitchen Staff Cleaners, Shelf Fillers, Car Park Attendants, Service Workers	38 1 7 9 16 5	2.92
All Occupational Areas	1302	100.00

Occupations of First Degree UK and EU Graduates (Engineering) in the HESA 2004 Target population

Occupations by Groups	Graduates	% Known
Managers and Senior Officials	33	9.54
Managers in Production and Construction	18	
Managers in Finance, Marketing and Business	4	
Managers in Distribution and Retail	4	
Senior Officers in the Armed Forces and Public Protection	6	
Managers in Service Industries	1	
Professional Occupations	238	68.79
Natural Scientists	0	
Engineers	180	
IT Professionals	30	
Education Professionals	1	
Researchers	4	
Business, Financial and Legal Professionals	23	
Social and Welfare Professionals	0	
Librarians	0	
Associate Professional and Technical Occupations	36	10.40
Scientific and IT Technicians and Draughtspeople	10	
Public Service and Conservation Professionals	1	
HR, Training, Safety and Vocational Professionals	0	
Health Workers	0	
Youth, Community and Welfare Workers	0	
Armed Services NCOs, Police and Fire Officers	3	
Artists, Designers and Performers	2	
PR Professionals, Journalists and Broadcasters	0	
Sports Professionals, Sports Coaches	1	
Transport Associated Professionals	0	
Business and Financial Associate Professionals	19	
Administrative and Secretarial Occupations	19	5.49
Public Sector Administrative and Clerical Officers	0	
Financial and Other Clerks, Library Assistants, Office Assistants	19	
Medical, Legal and Other Secretaries and Receptionists	0	
Skilled Trades Occupations	3	0.87
Gardeners, Farmers	0	
Metal Workers, Telecommunication and Computer Installers	1	
Bricklayers, Printers, Builders	2	
Chefs, Cooks, Food Traders	0	
Gold and Silversmiths	0	
Personal Service Occupations	1	0.29
Nursery Nurses, Care Assistants, Educational Assistants	0	
Veterinary Nurses and Assistants	0	
Travel Agents, Leisure Assistants, Other Personal Care Assistants	1	
Sales and Customer Service Occupations	3	0.87
Sales Assistants, Checkout Operators, Telesales Operators	1	
Call Centre Agents and Operators, Customer Care Workers	2	
Plant, Process and Machine Operatives	2	0.58
Routine Lab Testers, General Operatives	0	
Assemblers and Routine Operatives	2	
Air Transport Operatives	0	
Elementary Occupations	11	3.18
Farm, Forestry and Fishing Workers	1	
Building, Construction and Process Operatives	5	
Goods Handlers, Postal Workers, Couriers	2	
Waiters, Bar and Kitchen Staff	2	
Cleaners, Shelf Fillers, Car Park Attendants, Service Workers	1	
All Occupational Areas	346	100.00

Occupations of First Degree UK and EU Graduates (Science) in the HESA 2004 Target population

Occupations by Groups	Graduates	% Known
Managers and Senior Officials Managers in Production and Construction Managers in Finance, Marketing and Business Managers in Distribution and Retail Senior Officers in the Armed Forces and Public Protection Managers in Service Industries	32 5 14 6 2 5	10.96
Professional Occupations Natural Scientists Engineers IT Professionals Education Professionals Researchers Business, Financial and Legal Professionals Social and Welfare Professionals Librarians	87 14 12 41 2 6 10 0 2	29.79
Associate Professional and Technical Occupations Scientific and IT Technicians and Draughtspeople Public Service and Conservation Professionals HR, Training, Safety and Vocational Professionals Health Workers Youth, Community and Welfare Workers Armed Services NCOs, Police and Fire Officers Artists, Designers and Performers PR Professionals, Journalists and Broadcasters Sports Professionals, Sports Coaches Transport Associated Professionals Business and Financial Associate Professionals	94 23 2 6 4 3 1 3 10 0 1 41	32.19
Administrative and Secretarial Occupations Public Sector Administrative and Clerical Officers Financial and Other Clerks, Library Assistants, Office Assistants Medical, Legal and Other Secretaries and Receptionists	46 3 40 3	15.75
Skilled Trades Occupations Gardeners, Farmers Metal Workers, Telecommunication and Computer Installers Bricklayers, Printers, Builders Chefs, Cooks, Food Traders Gold and Silversmiths	5 1 3 0 1 0	1.71
Personal Service Occupations Nursery Nurses, Care Assistants, Educational Assistants Veterinary Nurses and Assistants Travel Agents, Leisure Assistants, Other Personal Care Assistants	11 9 2 0	3.77
Sales and Customer Service Occupations Sales Assistants, Checkout Operators, Telesales Operators Call Centre Agents and Operators, Customer Care Workers	11 7 4	3.77
Plant, Process and Machine Operatives Routine Lab Testers, General Operatives Assemblers and Routine Operatives Air Transport Operatives	3 2 0 1	1.03
Elementary Occupations Farm, Forestry and Fishing Workers Building, Construction and Process Operatives Goods Handlers, Postal Workers, Couriers Waiters, Bar and Kitchen Staff Cleaners, Shelf Fillers, Car Park Attendants, Service Workers	3 0 0 1 1 1	1.03
All Occupational Areas	292	100.00

Occupations of First Degree UK and EU Graduates (Social Sciences and Humanities) in the HESA 2004 Target population

Occupations by Groups	Graduates	% Known
Managers and Senior Officials Managers in Production and Construction Managers in Finance, Marketing and Business Managers in Distribution and Retail Senior Officers in the Armed Forces and Public Protection Managers in Service Industries	91 10 32 22 2 25	13.70
Professional Occupations Natural Scientists Engineers IT Professionals Education Professionals Researchers Business, Financial and Legal Professionals Social and Welfare Professionals Librarians	73 1 8 3 7 5 47 2 0	10.99
Associate Professional and Technical Occupations Scientific and IT Technicians and Draughtspeople Public Service and Conservation Professionals HR, Training, Safety and Vocational Professionals Health Workers Youth, Community and Welfare Workers Armed Services NCOs, Police and Fire Officers Artists, Designers and Performers PR Professionals, Journalists and Broadcasters Sports Professionals, Sports Coaches Transport Associated Professionals Business and Financial Associate Professionals	284 14 6 28 3 7 4 57 4 32 0 129	42.77
Administrative and Secretarial Occupations Public Sector Administrative and Clerical Officers Financial and Other Clerks, Library Assistants, Office Assistants Medical, Legal and Other Secretaries and Receptionists	129 13 110 6	19.43
Skilled Trades Occupations Gardeners, Farmers Metal Workers, Telecommunication and Computer Installers Bricklayers, Printers, Builders Chefs, Cooks, Food Traders Gold and Silversmiths	6 1 2 1 1 1	0.90
Personal Service Occupations Nursery Nurses, Care Assistants, Educational Assistants Veterinary Nurses and Assistants Travel Agents, Leisure Assistants, Other Personal Care Assistants	29 20 3 6	4.37
Sales and Customer Service Occupations Sales Assistants, Checkout Operators, Telesales Operators Call Centre Agents and Operators, Customer Care Workers	28 25 3	4.22
Plant, Process and Machine Operatives Routine Lab Testers, General Operatives Assemblers and Routine Operatives Air Transport Operatives	0 0 0 0	0.00
Elementary Occupations Farm, Forestry and Fishing Workers Building, Construction and Process Operatives Goods Handlers, Postal Workers, Couriers Waiters, Bar and Kitchen Staff Cleaners, Shelf Fillers, Car Park Attendants, Service Workers	24 0 2 6 13 3	3.61
All Occupational Areas	664	100.00